

— BATH
SOLUTIONS
—
PRESENTED by
ASD —
soluções —
— de banho

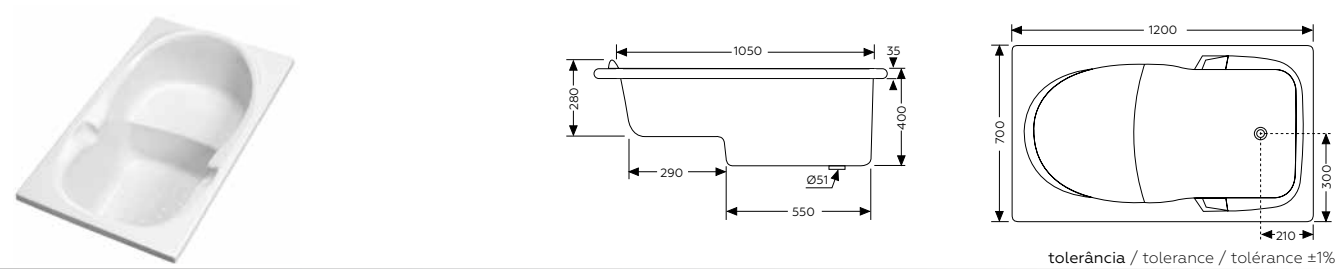




—————TABELA
de preços —————
price list —————
—————liste de prix

BANHEIRAS BATHTUBS BAIGNOIRES	218-262
ACESSÓRIOS DE HIDROMASSAGEM WHIRLPOOL ACCESSORIES ACCESSOIRES DE HYDROMASSAGE	263
TORNEIRAS DE BANHEIRA BATHTUBE MIXERS MITIGEUR DE BAIGNOIRE	264
ACESSÓRIOS DE BANHEIRA BATHTUB ACCESSORIES ACCESSOIRES DE BAIGNOIRE	265
PAINÉIS PARA BANHEIRA BATHTUBS BAIGNOIRES	266
BASES DE DUCHE SHOWER TRAY RECEVEUR DE DOUCHE	268-279
ACESSÓRIOS PLANSTONE PLANSTONE ACCESSORIES ACCESSOIRES PLANSTONE	282
COLONAS DE HIDROMASSAGEM HYDROMASSAGE COLUM COLONNES DE HYDROMASSAGE	283-286
CABINES DE HIDROMASSAGEM HYDROMASSAGE CABINS CABINES DE HYDROMASSAGE	287-288
RESGUARDOS DE DUCHE SHOWER SCREEN PARE-DOUCHES	289-304
MÓVEIS DE CASA DE BANHO BATHROOM FURNITURE MEUBLES DE SALLE DE BAIN	305-307
LAVATÓRIOS WASHBASINS LAVABOS	308
TORNEIRAS SINGLE-LEVER MIXER MITIGEURS	309-312
ACESSÓRIOS DE DUCHE SHOWER ACCESSORIES ACCESSOIRES DE DOUCHE	313-314
COLONAS TELESCÓPICAS TELESCOPIC TOWERS COLONNES TELESCOPIQUES	315
TOALHEIROS TOWEL RAILS PORTE-SERVIETTES	316-317
NOTA DE ENCOMENDA DE HIDROMASSAGEM WHIRLPOOL PURCHASE ORDER BON DE COMMANDE DE HYDROMASSAGE	318
NOTA DE ENCOMENDA DE RESGUARDOS SHOWER SCREEN PURCHASE ORDER BON DE COMMANDE DE PARE-DOUCHES	319
DECLARAÇÃO DE CONFORMIDADE DECLARATION OF CONFORMITY DÉCLARATION DE CONFORMITÉ	320-321
CONDIÇÕES GERAIS DE VENDA PURCHASE/SALE CONDITIONS CONDITIONS GÉNÉRALES DE VENTE	322

CLÁSSICA 1200x700 p.34



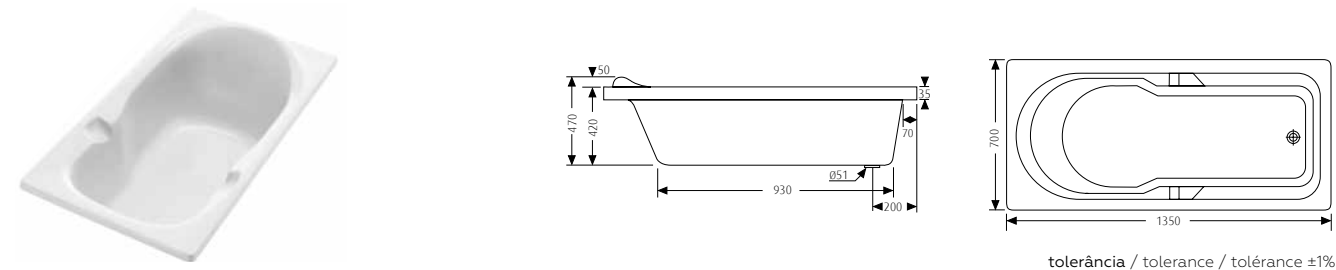
MODELO MODEL MODÈLE	REF.	BRANCO WHITE BLANC
BANHEIRA SIMPLES SIMPLE BATH BAIGNOIRE SIMPLE	0601161012070	108 €

PAINEL EM ACRÍLICO ACRYLIC PANEL PANNEAUX ACRYLIQUE <small>kit fixação incluído fixing kit included kit de montage inclus</small>	REF.	BRANCO WHITE BLANC
FRONTAL FRONTAL FRONTAL	0811011012050	71 €
LATERAL DIR/ESQ LATERAL RIGHT/LEFT LATÉRAL DROITE/GAUCHE	081102107050D/E	46 €

PAINÉIS EM MADEIRA WOOD PANEL PANNEAUX BOIS <small>kit fixação incluído fixing kit included kit de montage inclus produção por encomenda make to order apporter à l'ordre prazo de entrega: 4 semanas delivery: 4 weeks livraison: 4 semaines</small>	REF.	FENÓLICO PHENOLIC PHÉNOLIQUE	LACADO/ZEBRANO LACQUERED/ZEBRANO LAQUÉ/ZEBRANO	KOUROS KOUROS KOUROS
FRONTAL FRONTAL FRONTAL	082001XX12050	165 €	217 €	288 €
LATERAL LATERAL LATÉRAL	082002XX7050	113 €	163 €	179 €
<small>Acabamentos XX: FENÓLICO - Castanho (10); Faia (11); Mel (12); Wengué (13) LACADOS - Branco (20); Verde Brilho (22); Laranja Brilho (23); Violeta Brilho (24); Rubi Brilho (25); Grafite (26); Preto Brilho (27) KOUROS - Branco (31); Vermelho (32); Savana (33); Camel (34); Preto (39); OUTRO - Zebrano (35).</small>				

ACESSÓRIOS ACCESSORIES ACCESSOIRES	REF.	
PÉS DE APOIO BANHEIRA FEET TO BATHTUB PIEDS POUR BAIGNOIRE	KT060102	12 €
VÁLVULA DESCARGA AUTOMÁTICA AUTOMATIC DISCHARGE VALVE VIDAGE AUTOMATIQUE	071001	26 €

CLÁSSICA 1350x700 p.34



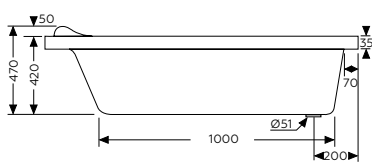
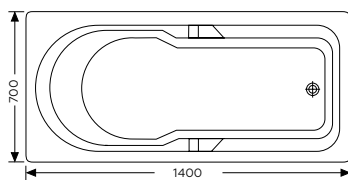
MODELO MODEL MODÈLE	REF.	BRANCO WHITE BLANC
BANHEIRA SIMPLES SIMPLE BATH BAIGNOIRE SIMPLE	0601161013570	108 €

PAINEL EM ACRÍLICO ACRYLIC PANEL PANNEAUX ACRYLIQUE <small>kit fixação incluído fixing kit included kit de montage inclus</small>	REF.	BRANCO WHITE BLANC
FRONTAL FRONTAL FRONTAL	0811011013550	71 €
LATERAL DIR/ESQ LATERAL RIGHT/LEFT LATÉRAL DROITE/GAUCHE	081102107050D/E	46 €

PAINÉIS EM MADEIRA WOOD PANEL PANNEAUX BOIS <small>kit fixação incluído fixing kit included kit de montage inclus produção por encomenda make to order apporter à l'ordre prazo de entrega: 4 semanas delivery: 4 weeks livraison: 4 semaines</small>	REF.	FENÓLICO PHENOLIC PHÉNOLIQUE	LACADO/ZEBRANO LACQUERED/ZEBRANO LAQUÉ/ZEBRANO	KOUROS KOUROS KOUROS
FRONTAL FRONTAL FRONTAL	082001XX13550	192 €	221 €	333 €
LATERAL LATERAL LATÉRAL	082002XX7050	113 €	163 €	179 €
<small>Acabamentos XX: FENÓLICO - Castanho (10); Faia (11); Mel (12); Wengué (13) LACADOS - Branco (20); Verde Brilho (22); Laranja Brilho (23); Violeta Brilho (24); Rubi Brilho (25); Grafite (26); Preto Brilho (27) KOUROS - Branco (31); Vermelho (32); Savana (33); Camel (34); Preto (39); OUTRO - Zebrano (35).</small>				

ACESSÓRIOS ACCESSORIES ACCESSOIRES	REF.	
PÉS DE APOIO BANHEIRA FEET TO BATHTUB PIEDS POUR BAIGNOIRE	KT060101	12 €
VÁLVULA DESCARGA AUTOMÁTICA AUTOMATIC DISCHARGE VALVE VIDAGE AUTOMATIQUE	071001	26 €

Descontos de quantidade: 5 a 15 unidades / + de 15 unidades | Aos preços apresentados acresce IVA à taxa legal em vigor



tolerância / tolerance / tolérance ±1%







MODELO MODEL MODÈLE	REF.	BRANCO WHITE BLANC
BANHEIRA SIMPLES SIMPLE BATH BAIGNOIRE SIMPLE	0601161014070	108 €



PAINEL EM ACRÍLICO ACRYLIC PANEL PANNEAUX ACRYLIQUE kit fixação incluído fixing kit included kit de montage inclus	REF.	BRANCO WHITE BLANC
FRONTAL FRONTAL FRONTAL	0811011014050	71 €
LATERAL DIR/ESQ LATERAL RIGHT/LEFT LATÉRAL DROITE/GAUCHE	081102107050D/E	46 €

PAINÉIS EM MADEIRA WOOD PANEL PANNEAUX BOIS kit fixação incluído fixing kit included kit de montage inclus produção por encomenda make to order apporter à l'ordre prazo de entrega: 4 semanas delivery: 4 weeks livraison: 4 semaines	REF.	FENÓLICO PHENOLIC PHÉNOLIQUE	LACADO/ZEBRANO LACQUERED/ZEBRANO LAQUÉ/ZEBRANO	KOUROS KOUROS KOUROS
FRONTAL FRONTAL FRONTAL	082001XX14050	192 €	229 €	338 €
LATERAL LATERAL LATÉRAL	082002XX7050	113 €	163 €	179 €

Acabamentos XX: FENÓLICO - Castanho (10); Faia (11); Mel (12); Wengué (13) | LACADOS - Branco (20); Verde Brilho (22); Laranja Brilho (23); Violeta Brilho (24); Rubi Brilho (25); Grafite (26); Preto Brilho (27) | KOUROS - Branco (31); Vermelho (32); Savana (33); Camel (34); Preto (39); | OUTRO - Zebnano (35).

ACESSÓRIOS ACCESSORIES ACCESSOIRES	REF.	
PÉS DE APOIO BANHEIRA FEET TO BATHTUB PIEDS POUR BAIGNOIRE	KT060101	12 €
VÁLVULA DESCARGA AUTOMÁTICA AUTOMATIC DISCHARGE VALVE VIDAGE AUTOMATIQUE	071001	26 €
PAR PEGAS CROMADAS CHROME HANDLES PAIRE POIGNÉES CHROMÉES	0703010 (Dir.) / 0703011 (Esq.)	65 €

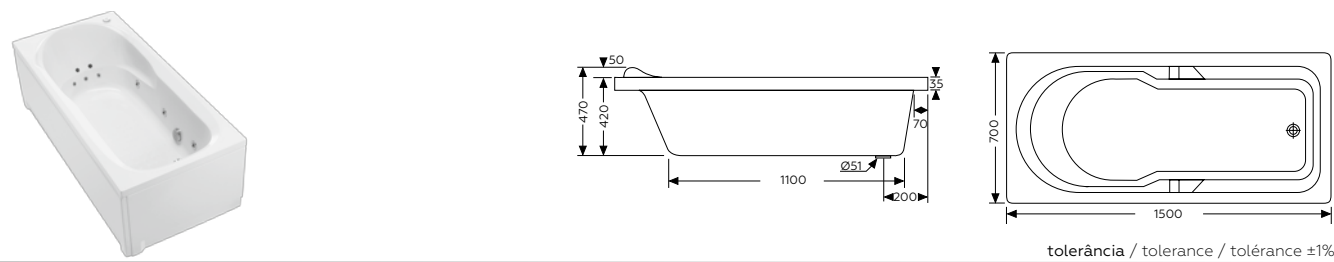
SISTEMAS ABS ABS SYSTEM SYSTÈME ABS	BANHEIRA BRANCA/JATOS CROMADOS WHITE BATHTUB/CHROMED JETS BAIGNOIRE BLANC/JETS CHROMÉS			
	6 JATOS 6 JETS 6 JETS	+3 MICROS +3 MICRO +3 MICRO	+5 MICROS** +5 MICRO** +5 MICRO**	+7 MICROS +7 MICRO +7 MICRO
 ECOLINE ECOLINE ECOLINE	562 € 26E1600161014070D/E	637 € 26E1603161014070D/E	687 € 26E16XX161014070D/E	737 € 26E1607161014070D/E
 PNEUMÁTICO SIMPLES ABS SIMPLE PNEUMATIC ABS PNEUMATIQUE SIMPLE ABS	629 € 2641600161014070D/E	704 € 2641603161014070D/E	754 € 26416XX161014070D/E	804 € 2641607161014070D/E
 ELETRÔNICO SIMPLES ABS SIMPLE ELECTRONIC ABS ELECTRONIQUE SIMPLE ABS	687 € 2661600161014070D/E	762 € 2661603161014070D/E	812 € 26616XX161014070D/E	862 € 2661607161014070D/E
	6+10 JATOS 6+10 JETS 6+10 JETS	+3 MICROS +3 MICRO +3 MICRO	+5 MICROS** +5 MICRO** +5 MICRO**	+7 MICROS +7 MICRO +7 MICRO
 PNEUMÁTICO DUPLO ABS DOUBLE PNEUMATIC ABS PNEUMATIQUE DOBLE ABS	-	-	-	-
 ELETRÔNICO DUPLO ABS DOUBLE ELECTRONIC ABS ELECTRONIQUE DOBLE ABS	-	-	-	-
 ELETRÔNICO KOMBI ABS KOMBI ELECTRONIC ABS ELECTRONIQUE KOMBI ABS	909 € 2691600161014070D/E	984 € 26916003161014070D/E	1.034 € 2691610XX161014070D/E	1.084 € 269161007161014070D/E

SISTEMAS LATÃO BRASS SYSTEM SYSTÈME LAITON	BANHEIRA BRANCA/JATOS CROMADOS WHITE BATHTUB/CHROMED JETS BAIGNOIRE BLANC/JETS CHROMÉS			
	6+10 JATOS 6+10 JETS 6+10 JETS	+3 MICROS +3 MICRO +3 MICRO	+5 MICROS** +5 MICRO** +5 MICRO**	+7 MICROS +7 MICRO +7 MICRO
 ELETRÔNICO DUPLO FLAT LATÃO DOUBLE ELECTRONIC FLAT BRASS ELECTRONIQUE DOBLE FLAT LAITON	-	-	-	-
 COMFORT LATÃO COMFORT BRASS CONFORT LAITON	-	-	-	-

OUTROS ACESSÓRIOS DE HIDROMASSAGEM OTHERS WHIRLPOOL ACCESSORIES AUTRES ACCESSOIRES DE HYDROMASSAGE	P.263
--	-------

*As banheiras equipadas com sistemas de hidromassagem em ABS ou latão incluem no preço os pés de apoio e a válvula de descarga automática | Produto fabricado por encomenda | **O conjunto de 5 microjets pode ser combinado de 2 formas: 5 costas + 0 pés (5C) ou 3 costas + 2 pés (5P) | Descontos de quantidade: 5 a 15 unidades / + de 15 unidades | Aos preços apresentados acresce IVA à taxa legal em vigor
Whirlpool bathtubs equipped with brass or ABS systems include feet to bathtub and automatic discharge valve | Product make to order | **The set of 5 microjets may be combined of two ways: 5 Back + 0 Feet (5C) or 3 Back + 2 Feet (5P)
Baignoire whirlpool équipées de systèmes de laiton ou ABS comprennent pieds pour baignoire et vidage automatique chrome | Produit fabriqué sur commande | **L'ensemble des 5 micro-jets peut être combiné de deux façons: 5Dors + 0 Pieds (5C) ou 3 Dors + 2 Pieds (5P)

CLÁSSICA 1500x700 p.18/p.34









MODELO MODEL MODÈLE	REF.	BRANCO WHITE BLANC
BANHEIRA SIMPLES SIMPLE BATH BAIGNOIRE SIMPLE	0601161015070	108 €



PAINEL EM ACRÍLICO ACRYLIC PANEL PANNEAUX ACRYLIQUE	REF.	BRANCO WHITE BLANC
kit fixação incluído fixing kit included kit de montage inclus		
FRONTAL FRONTAL FRONTAL	0811011015050	71 €
LATERAL DIR/ESQ LATERAL RIGHT/LEFT LATÉRAL DROITE/GAUCHE	081102107050D/E	46 €

PAINÉIS EM MADEIRA WOOD PANEL PANNEAUX BOIS	REF.	FENÓLICO PHENOLIC PHÉNOLIQUE	LACADO/ZEBRANO LACQUERED/ZEBRANO LAQUÉ/ZEBRANO	KOUROS KOUROS KOUROS
kit fixação incluído fixing kit included kit de montage inclus				
produção por encomenda make to order apporter à l'ordre				
prazo de entrega: 4 semanas delivery: 4 weeks livraison: 4 semaines				
FRONTAL FRONTAL FRONTAL	082001XX15050	208 €	229 €	363 €
LATERAL LATERAL LATÉRAL	082002XX7050	113 €	163 €	179 €

Acabamentos XX: FENÓLICO - Castanho (10); Faia (11); Mel (12); Wengué (13) | LACADOS - Branco (20); Verde Brilho (22); Laranja Brilho (23); Violeta Brilho (24); Rubi Brilho (25); Grafite (26); Preto Brilho (27) | KOUROS - Branco (31); Vermelho (32); Savana (33); Camel (34); Preto (39); | OUTRO - Zebnano (35).

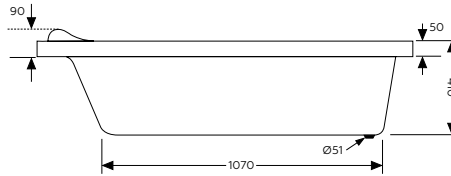
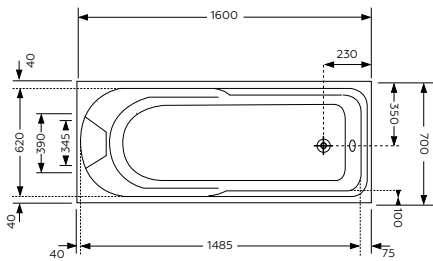
ACESSÓRIOS ACCESSORIES ACCESSOIRES	REF.	
PÉS DE APOIO BANHEIRA FEET TO BATHTUB PIEDS POUR BAIGNOIRE	KT060101	12 €
VÁLVULA DESCARGA AUTOMÁTICA AUTOMATIC DISCHARGE VALVE VIDAGE AUTOMATIQUE	071001	26 €
PAR PEGAS CROMADAS CHROME HANDLES PAIRE POIGNÉES CHROMÉES	0703010 (Dir.) / 0703011 (Esq.)	65 €

SISTEMAS ABS	BANHEIRA BRANCA/JATOS CROMADOS			
ABS SYSTEM SYSTÈME ABS	WHITE BATHTUB/CHROMED JETS BAIGNOIRE BLANC/JETS CHROMÉS			
	6 JATOS 6 JETS 6 JETS	+3 MICROS +3 MICRO +3 MICRO	+5 MICROS** +5 MICRO** +5 MICRO**	+7 MICROS +7 MICRO +7 MICRO
 ECOLINE ECOLINE ECOLINE	562 € 26E1600161015070D/E	637 € 26E1603161015070D/E	687 € 26E16XX161015070D/E	737 € 26E1607161015070D/E
 PNEUMÁTICO SIMPLES ABS SIMPLE PNEUMATIC ABS PNEUMATIQUE SIMPLE ABS	629 € 2641600161015070D/E	704 € 2641603161015070D/E	754 € 26416XX161015070D/E	804 € 2641607161015070D/E
 ELETRÔNICO SIMPLES ABS SIMPLE ELECTRONIC ABS ELECTRONIQUE SIMPLE ABS	687 € 2661600161015070D/E	762 € 2661603161015070D/E	812 € 26616XX161015070D/E	862 € 2661607161015070D/E
	6+10 JATOS 6+10 JETS 6+10 JETS	+3 MICROS +3 MICRO +3 MICRO	+5 MICROS** +5 MICRO** +5 MICRO**	+7 MICROS +7 MICRO +7 MICRO
 PNEUMÁTICO DUPLO ABS DOUBLE PNEUMATIC ABS PNEUMATIQUE DOBLE ABS	-	-	-	-
 ELETRÔNICO DUPLO ABS DOUBLE ELECTRONIC ABS ELECTRONIQUE DOBLE ABS	-	-	-	-
 ELETRÔNICO KOMBI ABS KOMBI ELECTRONIC ABS ELECTRONIQUE KOMBI ABS	909 € 269161000161015070D/E	984 € 269161003161015070D/E	1.034 € 2691610XX161015070D/E	1.084 € 269161007161015070D/E

SISTEMAS LATÃO	BANHEIRA BRANCA/JATOS CROMADOS			
BRASS SYSTEM SYSTÈME LAITON	WHITE BATHTUB/CHROMED JETS BAIGNOIRE BLANC/JETS CHROMÉS			
	6+10 JATOS 6+10 JETS 6+10 JETS	+3 MICROS +3 MICRO +3 MICRO	+5 MICROS** +5 MICRO** +5 MICRO**	+7 MICROS +7 MICRO +7 MICRO
 ELETRÔNICO DUPLO FLAT LATÃO DOUBLE ELECTRONIC FLAT BRASS ELECTRONIQUE DOBLE FLAT LAITON	-	-	-	-
 COMFORT LATÃO COMFORT BRASS CONFORT LAITON	-	-	-	-

OUTROS ACESSÓRIOS DE HIDROMASSAGEM OTHERS WHIRLPOOL ACCESSORIES AUTRES ACCESSOIRES DE HYDROMASSAGE	P.263
--	-------

*As banheiras equipadas com sistemas de hidromassagem em ABS ou latão incluem no preço os pés de apoio e a válvula de descarga automática | Produto fabricado por encomenda | **O conjunto de 5 microjatos pode ser combinado de 2 formas: 5 costas + 0 pés (5C) ou 3 costas + 2 pés (5P) | Descontos de quantidade: 5 a 15 unidades / + de 15 unidades | Aos preços apresentados acresce IVA à taxa legal em vigor
Whirlpool bathtubs equipped with brass or ABS systems include feet to bathtub and automatic discharge valve | Product make to order | **The set of 5 microjets may be combined of two ways: 5 Back + 0 Feet (5C) or 3 Back + 2 Feet (5P)
Baignoire whirlpool équipées de systèmes de laiton ou ABS comprennent pieds pour baignoire et vidage automatique chrome | Produit fabriqué sur commande | **L'ensemble des 5 micro-jets peut être combiné de deux façons: 5Dors + 0 Pieds (5C) ou 3 Dos + 2 Pieds (5P)



tolerância / tolerance / tolérance ±1%



MODELO MODEL MODÈLE	REF.	BRANCO WHITE BLANC
BANHEIRA SIMPLES SIMPLE BATH BAIGNOIRE SIMPLE	0601161016070	128 €



PAINEL EM ACRÍLICO ACRYLIC PANEL PANNEAUX ACRYLIQUE kit fixação incluído fixing kit included kit de montage inclus	REF.	BRANCO WHITE BLANC
FRONTAL FRONTAL FRONTAL	0811011016050	79 €
LATERAL DIR/ESQ LATERAL RIGHT/LEFT LATÉRAL DROITE/GAUCHE	081102107050D/E	46 €

PAINÉIS EM MADEIRA WOOD PANEL PANNEAUX BOIS kit fixação incluído fixing kit included kit de montage inclus produção por encomenda make to order apporter à l'ordre prazo de entrega: 4 semanas delivery: 4 weeks livraison: 4 semaines	REF.	FENÓLICO PHENOLIC PHÉNOLIQUE	LACADO/ZEBRANO LACQUERED/ZEBRANO LAQUÉ/ZEBRANO	KOUROS KOUROS KOUROS
FRONTAL FRONTAL FRONTAL	082001XX16050	217 €	238 €	379 €
LATERAL LATERAL LATÉRAL	082002XX7050	113 €	163 €	179 €

Acabamentos XX: FENÓLICO - Castanho (10); Faia (11); Mel (12); Wengué (13) | LACADOS - Branco (20); Verde Brilho (22); Laranja Brilho (23); Violeta Brilho (24); Rubi Brilho (25); Grafite (26); Preto Brilho (27) | KOUROS - Branco (31); Vermelho (32); Savana (33); Camel (34); Preto (39); | OUTRO - Zebnano (35).

ACESSÓRIOS ACCESSORIES ACCESSOIRES	REF.	
PÉS DE APOIO BANHEIRA FEET TO BATHTUB PIEDS POUR BAIGNOIRE	KT060101	12 €
ALMOFADA POLIURETANO PRETA BLACK HEADREST REPOSE-TÊTE NOIR	522321	60 €
VÁLVULA DESCARGA AUTOMÁTICA AUTOMATIC DISCHARGE VALVE VIDAGE AUTOMATIQUE	071001	26 €
PAR PEGAS CROMADAS CHROME HANDLES PAIRE POIGNÉES CHROMÉES	0703010 (Dir.) / 0703011 (Esq.)	65 €

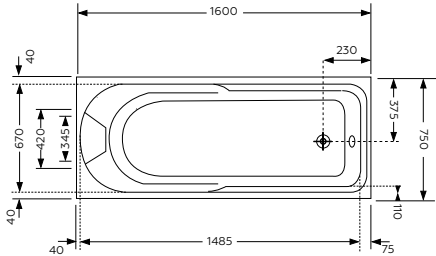
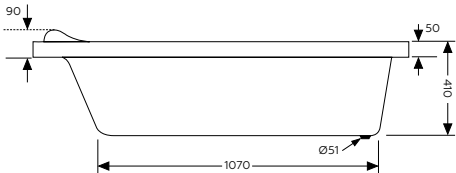
SISTEMAS ABS ABS SYSTEM SYSTÈME ABS	BANHEIRA BRANCA/JATOS CROMADOS WHITE BATHTUB/CHROMED JETS BAIGNOIRE BLANC/JETS CHROMÉS			
	6 JATOS 6 JETS 6 JETS	+3 MICROS +3 MICRO +3 MICRO	+5 MICROS** +5 MICRO** +5 MICRO**	+7 MICROS +7 MICRO +7 MICRO
 ECOLINE ECOLINE ECOLINE	582 € 26E1600161016070D/E	657 € 26E1603161016070D/E	707 € 26E16XX161016070D/E	757 € 26E1607161016070D/E
 PNEUMÁTICO SIMPLES ABS SIMPLE PNEUMATIC ABS PNEUMATIQUE SIMPLE ABS	649 € 2641600161016070D/E	724 € 2641603161016070D/E	774 € 26416XX161016070D/E	824 € 2641607161016070D/E
 ELETRÓNICO SIMPLES ABS SIMPLE ELECTRONIC ABS ELECTRONIQUE SIMPLE ABS	707 € 2661600161016070D/E	782 € 2661603161016070D/E	832 € 26616XX161016070D/E	882 € 2661607161016070D/E
	6+10 JATOS 6+10 JETS 6+10 JETS	+3 MICROS +3 MICRO +3 MICRO	+5 MICROS +5 MICRO +5 MICRO	+7 MICROS +7 MICRO +7 MICRO
 PNEUMÁTICO DUPLO ABS DOUBLE PNEUMATIC ABS PNEUMATIQUE DOBLE ABS	1.038 € 26516100016101670D/E	1.113 € 26516100316101670D/E	1.163 € 2651610XX16101670D/E	1.213 € 26516100716101670D/E
 ELETRÓNICO DUPLO ABS DOUBLE ELECTRONIC ABS ELECTRONIQUE DOBLE ABS	1.226 € 26816100016101670D/E	1.301 € 26816100316101670D/E	1.351 € 2681610XX16101670D/E	1.401 € 26816100716101670D/E
 ELETRÓNICO KOMBI ABS KOMBI ELECTRONIC ABS ELECTRONIQUE KOMBI ABS	929 € 26916100016101670D/E	1.004 € 26916100316101670D/E	1.054 € 2691610XX16101670D/E	1.104 € 26916100716101670D/E

SISTEMAS LATÃO BRASS SYSTEM SYSTÈME LAITON	BANHEIRA BRANCA/JATOS CROMADOS WHITE BATHTUB/CHROMED JETS BAIGNOIRE BLANC/JETS CHROMÉS			
	6+10 JATOS 6+10 JETS 6+10 JETS	+3 MICROS +3 MICRO +3 MICRO	+5 MICROS** +5 MICRO** +5 MICRO**	+7 MICROS +7 MICRO +7 MICRO
 ELETRÓNICO DUPLO FLAT LATÃO DOUBLE ELECTRONIC FLAT BRASS ELECTRONIQUE DOBLE FLAT LAITON	1.698 € 26316100016101670D/E	1.773 € 26316100316101670D/E	1.823 € 2631610XX16101670D/E	1.873 € 26316100716101670D/E
 COMFORT LATÃO COMFORT BRASS CONFORT LAITON	-	-	-	-

OUTROS ACESSÓRIOS DE HIDROMASSAGEM OTHERS WHIRLPOOL ACCESSORIES AUTRES ACCESSOIRES DE HYDROMASSAGE	P.263
--	-------

*As banheiras equipadas com sistemas de hidromassagem em ABS ou latão incluem no preço os pés de apoio e a válvula de descarga automática | Produto fabricado por encomenda | **O conjunto de 5 microjets pode ser combinado de 2 formas: 5 costas + 0 pés (5C) ou 3 costas + 2 pés (5P) | Descontos de quantidade: 5 a 15 unidades / + de 15 unidades | Aos preços apresentados acresce IVA à taxa legal em vigor
 Whirlpool bathtubs equipped with brass or ABS systems include feet to bathtub and automatic discharge valve | Product make to order | **The set of 5 microjets may be combined of two ways: 5 Back + 0 Feet (5C) or 3 Back + 2 Feet (5P)
 Baignoire whirlpool équipées de systèmes de laiton ou ABS comprennent pieds pour baignoire et vidage automatique chrome | Produit fabriqué sur commande | **L'ensemble des 5 micro-jets peut être combiné de deux façons: 5Dors + 0 Pieds (5C) ou 3 Dors + 2 Pieds (5P)

CLÁSSICA 1600x750 p.18/p.34









tolerância / tolerance / tolérance ±1%



MODELO MODEL MODÈLE	REF.	BRANCO WHITE BLANC
BANHEIRA SIMPLES SIMPLE BATH BAIGNOIRE SIMPLE	0601161016075	133 €

PAINEL EM ACRÍLICO ACRYLIC PANEL PANNEAUX ACRYLIQUE	REF.	BRANCO WHITE BLANC
kit fixação incluído fixing kit included kit de montage inclus		
FRONTAL FRONTAL FRONTAL	0811011016050	79 €
LATERAL DIR/ESQ LATERAL LATÉRAL	081102107550D/E	48 €

PAINÉIS EM MADEIRA WOOD PANEL PANNEAUX BOIS	REF.	FENÓLICO PHENOLIC PHÉNOLIQUE	LACADO/ZEBRANO LACQUERED/ZEBRANO LAQUÉ/ZEBRANO	KOUROS KOUROS KOUROS
kit fixação incluído fixing kit included kit de montage inclus				
produção por encomenda make to order apporter à l'ordre				
prazo de entrega: 4 semanas delivery: 4 weeks livraison: 4 semaines				
FRONTAL FRONTAL FRONTAL	082001XX16050	217 €	238 €	379 €
LATERAL LATERAL LATÉRAL	082002XX7550	113 €	171 €	213 €
Acabamentos XX: FENÓLICO - Castanho (10); Faia (11); Mel (12); Wengué (13) LACADOS - Branco (20); Verde Brilho (22); Laranja Brilho (23); Violeta Brilho (24); Rubi Brilho (25); Grafite (26); Preto Brilho (27) KOUROS - Branco (31); Vermelho (32); Savana (33); Camel (34); Preto (39); OUTRO - Zebrano (35).				

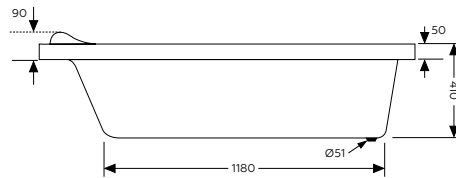
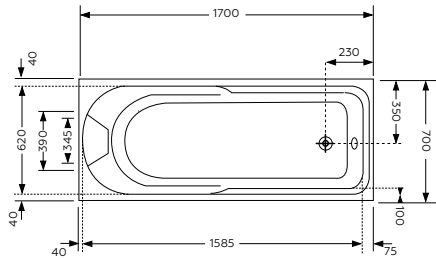
ACESSÓRIOS ACCESSORIES ACCESSOIRES	REF.	
PÉS DE APOIO BANHEIRA FEET TO BATHTUB PIEDS POUR BAIGNOIRE	KT060101	12 €
ALMOFADA POLIURETANO PRETA BLACK HEADREST REPOSE-TÊTE NOIR	522321	60 €
VÁLVULA DESCARGA AUTOMÁTICA AUTOMATIC DISCHARGE VALVE VIDAGE AUTOMATIQUE	071001	26 €
PAR PEGAS CROMADAS CHROME HANDLES PAIRE POIGNÉES CHROMÉES	0703010 (Dir.) / 0703011 (Esq.)	65 €

SISTEMAS ABS ABS SYSTEM SYSTÈME ABS					BANHEIRA BRANCA/JATOS CROMADOS WHITE BATHTUB/CHROMED JETS BAIGNOIRE BLANC/JETS CHROMÉS				
					6 JATOS 6 JETS 6 JETS	+3 MICROS +3 MICRO +3 MICRO	+5 MICROS** +5 MICRO** +5 MICRO**	+7 MICROS +7 MICRO +7 MICRO	
	ECOLINE ECOLINE ECOLINE	587 €	662 €	712 €	762 €				
		26E1600161016075D/E	26E1603161016075D/E	26E16XX161016075D/E	26E1607161016075D/E				
	PNEUMÁTICO SIMPLES ABS SIMPLE PNEUMATIC ABS PNEUMATIQUE SIMPLE ABS	654 €	729 €	779 €	829 €				
		2641600161016075D/E	2641603161016075D/E	26416XX161016075D/E	2641607161016075D/E				
	ELETRÔNICO SIMPLES ABS SIMPLE ELECTRONIC ABS ELECTRONIQUE SIMPLE ABS	712 €	787 €	837 €	887 €				
		2661600161016075D/E	2661603161016075D/E	26616XX161016075D/E	2661607161016075D/E				
					6+10 JATOS 6+10 JETS 6+10 JETS	+3 MICROS +3 MICRO +3 MICRO	+5 MICROS** +5 MICRO** +5 MICRO**	+7 MICROS +7 MICRO +7 MICRO	
	PNEUMÁTICO DUPLO ABS DOUBLE PNEUMATIC ABS PNEUMATIQUE DOBLE ABS	1.043 €	1.118 €	1.168 €	1.218 €				
		26516100016101675D/E	26516100316101675D/E	2651610XX16101675D/E	26516100716101675D/E				
	ELETRÔNICO DUPLO ABS DOUBLE ELECTRONIC ABS ELECTRONIQUE DOBLE ABS	1.231 €	1.306 €	1.356 €	1.406 €				
		26816100016101675D/E	26816100316101675D/E	2681610XX16101675D/E	26816100716101675D/E				
	ELETRÔNICO KOMBI ABS KOMBI ELECTRONIC ABS ELECTRONIQUE KOMBI ABS	934 €	1.009 €	1.059 €	1.109 €				
		26916100016101675D/E	26916100316101675D/E	2691610XX16101675D/E	26916100716101675D/E				

SISTEMAS LATÃO BRASS SYSTEM SYSTÈME LAITON					BANHEIRA BRANCA/JATOS CROMADOS WHITE BATHTUB/CHROMED JETS BAIGNOIRE BLANC/JETS CHROMÉS				
					6+10 JATOS 6+10 JETS 6+10 JETS	+3 MICROS +3 MICRO +3 MICRO	+5 MICROS** +5 MICRO** +5 MICRO**	+7 MICROS +7 MICRO +7 MICRO	
	ELETRÔNICO DUPLO FLAT LATÃO DOUBLE ELECTRONIC FLAT BRASS ELECTRONIQUE DOBLE FLAT LAITON	1.703 €	1.778 €	1.828 €	1.878 €				
		26316100016101675D/E	26316100316101675D/E	2631610XX16101675D/E	26316100716101675D/E				
	COMFORT LATÃO COMFORT BRASS CONFORT LAITON	-	-	-	-				

OUTROS ACESSÓRIOS DE HIDROMASSAGEM OTHERS WHIRLPOOL ACCESSORIES AUTRES ACCESSOIRES DE HYDROMASSAGE	P.263
--	-------

*As banheiras equipadas com sistemas de hidromassagem em ABS ou latão incluem no preço os pés de apoio e a válvula de descarga automática | Produto fabricado por encomenda | **O conjunto de 5 microjatos pode ser combinado de 2 formas: 5 costas + 0 pés (5C) ou 3 costas + 2 pés (5P) | Descontos de quantidade: 5 a 15 unidades / + de 15 unidades | Aos preços apresentados acresce IVA à taxa legal em vigor
Whirlpool bathtubs equipped with brass or ABS systems include feet to bathtub and automatic discharge valve | Product make to order | **The set of 5 microjets may be combined of two ways: 5 Back + 0 Feet (5C) or 3 Back + 2 Feet (5P)
Baignoire whirlpool équipées de systèmes de laiton ou ABS comprennent pieds pour baignoire et vidage automatique chrome | Produit fabriqué sur commande | **L'ensemble des 5 micro-jets peut être combiné de deux façons: 5Dors + 0 Pieds (5C) ou 3 Dors + 2 Pieds (5P)



tolerância / tolerance / tolérance ±1%

MODELO MODEL MODÈLE	REF.	BRANCO WHITE BLANC
BANHEIRA SIMPLES SIMPLE BATH BAIGNOIRE SIMPLE	0601161017070	133 €


PAINEL EM ACRÍLICO ACRYLIC PANEL PANNEAUX ACRYLIQUE kit fixação incluído fixing kit included kit de montage inclus	REF.	BRANCO WHITE BLANC
FRONTAL FRONTAL FRONTAL	0811011017050	79 €
LATERAL DIR/ESQ LATERAL RIGHT/LEFT LATÉRAL DROITE/GAUCHE	081102107050D/E	46 €

PAINÉIS EM MADEIRA WOOD PANEL PANNEAUX BOIS kit fixação incluído fixing kit included kit de montage inclus produção por encomenda make to order apporter à l'ordre prazo de entrega: 4 semanas delivery: 4 weeks livraison: 4 semaines	REF.	FENÓLICO PHENOLIC PHÉNOLIQUE	LACADO/ZEBRANO LACQUERED/ZEBRANO LAQUÉ/ZEBRANO	KOUROS KOUROS KOUROS
FRONTAL FRONTAL FRONTAL	082001XX17050	229 €	250 €	396 €
LATERAL LATERAL LATÉRAL	082002XX7050	113 €	163 €	179 €

Acabamentos XX: FENÓLICO - Castanho (10); Faia (11); Mel (12); Wengué (13) | LACADOS - Branco (20); Verde Brilho (22); Laranja Brilho (23); Violeta Brilho (24); Rubi Brilho (25); Grafite (26); Preto Brilho (27) | KOUROS - Branco (31); Vermelho (32); Savana (33); Camel (34); Preto (39); | OUTRO - Zebnano (35).

ACESSÓRIOS ACCESSORIES ACCESSOIRES	REF.	
PÉS DE APOIO BANHEIRA FEET TO BATHTUB PIEDS POUR BAIGNOIRE	KT060101	12 €
ALMOFADA POLIURETANO PRETA BLACK HEADREST REPOSE-TÊTE NOIR	522321	60 €
VÁLVULA DESCARGA AUTOMÁTICA AUTOMATIC DISCHARGE VALVE VIDAGE AUTOMATIQUE	071001	26 €
PAR PEGAS CROMADAS CHROME HANDLES PAIRE POIGNÉES CHROMÉES	0703010 (Dir.) / 0703011 (Esq.)	65 €

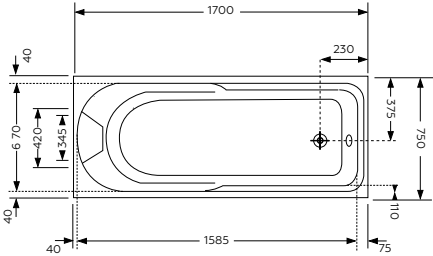
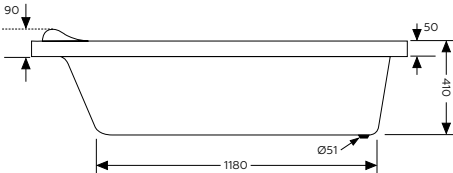
SISTEMAS ABS ABS SYSTEM SYSTÈME ABS	BANHEIRA BRANCA/JATOS CROMADOS WHITE BATHTUB/CHROMED JETS BAIGNOIRE BLANC/JETS CHROMÉS			
	6 JATOS 6 JETS 6 JETS	+3 MICROS +3 MICRO +3 MICRO	+5 MICROS** +5 MICRO** +5 MICRO**	+7 MICROS +7 MICRO +7 MICRO
 ECOLINE ECOLINE ECOLINE	587 € 26E1600161017070D/E	662 € 26E1603161017070D/E	712 € 26E16X161017070D/E	762 € 26E1607161017070D/E
 PNEUMÁTICO SIMPLES ABS SIMPLE PNEUMATIC ABS PNEUMATIQUE SIMPLE ABS	654 € 2641600161017070D/E	729 € 2641603161017070D/E	779 € 26416XX161017070D/E	829 € 2641607161017070D/E
 ELETRÓNICO SIMPLES ABS SIMPLE ELECTRONIC ABS ELECTRONIQUE SIMPLE ABS	712 € 2661600161017070D/E	787 € 2661603161017070D/E	837 € 26616XX161017070D/E	887 € 2661607161017070D/E
	6+10 JATOS 6+10 JETS 6+10 JETS	+3 MICROS +3 MICRO +3 MICRO	+5 MICROS** +5 MICRO** +5 MICRO**	+7 MICROS +7 MICRO +7 MICRO
 PNEUMÁTICO DUPLO ABS DOUBLE PNEUMATIC ABS PNEUMATIQUE DOBLE ABS	1.043 € 26516100016101770D/E	1.118 € 26516100316101770D/E	1.168 € 2651610XX16101770D/E	1.218 € 26516100716101770D/E
 ELETRÓNICO DUPLO ABS DOUBLE ELECTRONIC ABS ELECTRONIQUE DOBLE ABS	1.231 € 26816100016101770D/E	1.306 € 26816100316101770D/E	1.356 € 2681610XX16101770D/E	1.406 € 26816100716101770D/E
 ELETRÓNICO KOMBI ABS KOMBI ELECTRONIC ABS ELECTRONIQUE KOMBI ABS	934 € 26916100016101770D/E	1.009 € 26916100316101770D/E	1.059 € 2691610XX16101770D/E	1.109 € 26916100716101770D/E

SISTEMAS LATÃO BRASS SYSTEM SYSTÈME LAITON	BANHEIRA BRANCA/JATOS CROMADOS WHITE BATHTUB/CHROMED JETS BAIGNOIRE BLANC/JETS CHROMÉS			
	6+10 JATOS 6+10 JETS 6+10 JETS	+3 MICROS +3 MICRO +3 MICRO	+5 MICROS** +5 MICRO** +5 MICRO**	+7 MICROS +7 MICRO +7 MICRO
 ELETRÓNICO DUPLO FLAT LATÃO DOUBLE ELECTRONIC FLAT BRASS ELECTRONIQUE DOBLE FLAT LAITON	1.703 € 26316100016101770D/E	1.778 € 26316100316101770D/E	1.828 € 2631610XX16101770D/E	1.878 € 26316100716101770D/E
 COMFORT LATÃO COMFORT BRASS CONFORT LAITON	-	-	-	-

OUTROS ACESSÓRIOS DE HIDROMASSAGEM OTHERS WHIRLPOOL ACCESSORIES AUTRES ACCESSOIRES DE HYDROMASSAGE	P.263
--	-------

*As banheiras equipadas com sistemas de hidromassagem em ABS ou latão incluem no preço os pés de apoio e a válvula de descarga automática | Produto fabricado por encomenda | **O conjunto de 5 microjets pode ser combinado de 2 formas: 5 costas + 0 pés (5C) ou 3 costas + 2 pés (5P) | Descontos de quantidade: 5 a 15 unidades / + de 15 unidades | Aos preços apresentados acresce IVA à taxa legal em vigor
Whirlpool bathtubs equipped with brass or ABS systems include feet to bathtub and automatic discharge valve | Product make to order | **The set of 5 microjets may be combined of two ways: 5 Back + 0 Feet (5C) or 3 Back + 2 Feet (5P)
Baignoire whirlpool équipées de systèmes de laiton ou ABS comprennent pieds pour baignoire et vidage automatique chrome | Produit fabriqué sur commande | **L'ensemble des 5 micro-jets peut être combiné de deux façons: 5Dors + 0 Pieds (5C) ou 3 Dors + 2 Pieds (5P)

CLÁSSICA 1700x750 p.1 8/p.34



tolerância / tolerance / tolérance ±1%

MODELO MODEL MODÈLE	REF.	BRANCO WHITE BLANC
BANHEIRA SIMPLES SIMPLE BATH BAIGNOIRE SIMPLE	0601161017075	138 €


PAINEL EM ACRÍLICO ACRYLIC PANEL PANNEAUX ACRYLIQUE	REF.	BRANCO WHITE BLANC
kit fixação incluído fixing kit included kit de montage inclus		
FRONTAL FRONTAL FRONTAL	0811011017050	79 €
LATERAL DIR/ESQ LATERAL RIGHT/LEFT LATÉRAL DROITE/GAUCHE	081102107550D/E	48 €

PAINÉIS EM MADEIRA WOOD PANEL PANNEAUX BOIS	REF.	FENÓLICO PHENOLIC PHÉNOLIQUE	LACADO/ZEBRANO LACQUERED/ZEBRANO LAQUÉ/ZEBRANO	KOUROS KOUROS KOUROS
kit fixação incluído fixing kit included kit de montage inclus				
produção por encomenda make to order apporter à l'ordre				
prazo de entrega: 4 semanas delivery: 4 weeks livraison: 4 semaines				
FRONTAL FRONTAL FRONTAL	082001XX17050	229 €	250 €	396 €
LATERAL LATERAL LATÉRAL	082002XX7550	113 €	171 €	213 €

Acabamentos XX: FENÓLICO - Castanho (10); Faia (11); Mel (12); Wengué (13) | LACADOS - Branco (20); Verde Brilho (22); Laranja Brilho (23); Violeta Brilho (24); Rubi Brilho (25); Grafite (26); Preto Brilho (27) | KOUROS - Branco (31); Vermelho (32); Savana (33); Camel (34); Preto (39); | OUTRO - Zebrano (35).

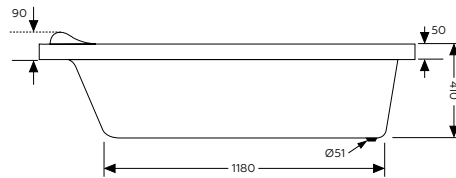
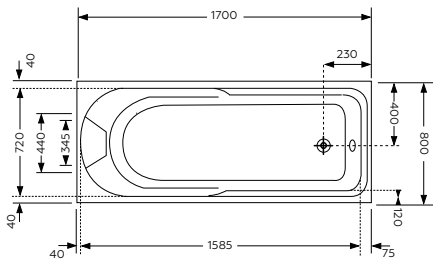
ACESSÓRIOS ACCESSORIES ACCESSOIRES	REF.	
PÉS DE APOIO BANHEIRA FEET TO BATHTUB PIEDS POUR BAIGNOIRE	KT060101	12 €
ALMOFADA POLIURETANO PRETA BLACK HEADREST REPOSE-TÊTE NOIR	522321	60 €
VÁLVULA DESCARGA AUTOMÁTICA AUTOMATIC DISCHARGE VALVE VIDAGE AUTOMATIQUE	071001	26 €
PAR PEGAS CROMADAS CHROME HANDLES PAIRE POIGNÉES CHROMÉES	0703010 (Dir.) / 0703011 (Esq.)	65 €

SISTEMAS ABS	BANHEIRA BRANCA/JATOS CROMADOS WHITE BATHTUB/CHROMED JETS BAIGNOIRE BLANC/JETS CHROMÉS			
	6 JATOS 6 JETS	+3 MICROS +3 MICRO +3 MICRO	+5 MICROS** +5 MICRO** +5 MICRO**	+7 MICROS +7 MICRO +7 MICRO
 ECOLINE ECOLINE ECOLINE	592 € 26E1600161017075D/E	667 € 26E1603161017075D/E	717 € 26E16XX161017075D/E	767 € 26E1607161017075D/E
 PNEUMÁTICO SIMPLES ABS SIMPLE PNEUMATIC ABS PNEUMATIQUE SIMPLE ABS	659 € 2641600161017075D/E	734 € 2641603161017075D/E	784 € 26416XX161017075D/E	834 € 2641607161017075D/E
 ELETRÔNICO SIMPLES ABS SIMPLE ELECTRONIC ABS ELECTRONIQUE SIMPLE ABS	717 € 2661600161017075D/E	792 € 2661603161017075D/E	842 € 26616XX161017075D/E	892 € 2661607161017075D/E
	6+10 JATOS 6+10 JETS	+3 MICROS +3 MICRO +3 MICRO	+5 MICROS** +5 MICRO** +5 MICRO**	+7 MICROS +7 MICRO +7 MICRO
 PNEUMÁTICO DUPLO ABS DOUBLE PNEUMATIC ABS PNEUMATIQUE DOBLE ABS	1.048 € 26516100016101775D/E	1.123 € 26516100316101775D/E	1.173 € 2651610XX16101775D/E	1.223 € 26516100716101775D/E
 ELETRÔNICO DUPLO ABS DOUBLE ELECTRONIC ABS ELECTRONIQUE DOBLE ABS	1.236 € 26816100016101775D/E	1.311 € 26816100316101775D/E	1.361 € 2681610XX16101775D/E	1.411 € 26816100716101775D/E
 ELETRÔNICO KOMBI ABS KOMBI ELECTRONIC ABS ELECTRONIQUE KOMBI ABS	939 € 26916100016101775D/E	1.014 € 26916100316101775D/E	1.064 € 2691610XX16101775D/E	1.114 € 26916100716101775D/E

SISTEMAS LATÃO	BANHEIRA BRANCA/JATOS CROMADOS WHITE BATHTUB/CHROMED JETS BAIGNOIRE BLANC/JETS CHROMÉS			
	6+10 JATOS 6+10 JETS	+3 MICROS +3 MICRO +3 MICRO	+5 MICROS** +5 MICRO** +5 MICRO**	+7 MICROS +7 MICRO +7 MICRO
 ELETRÔNICO DUPLO FLAT LATÃO DOUBLE ELECTRONIC FLAT BRASS ELECTRONIQUE DOBLE FLAT LAITON	1.708 € 26316100016101775D/E	1.783 € 26316100316101775D/E	1.833 € 2631610XX16101775D/E	1.883 € 26316100716101775D/E
 COMFORT LATÃO COMFORT BRASS CONFORT LAITON	-	-	-	-

OUTROS ACESSÓRIOS DE HIDROMASSAGEM OTHERS WHIRLPOOL ACCESSORIES AUTRES ACCESSOIRES DE HYDROMASSAGE	P.263
--	-------

*As banheiras equipadas com sistemas de hidromassagem em ABS ou latão incluem no preço os pés de apoio e a válvula de descarga automática | Produto fabricado por encomenda | **O conjunto de 5 microjatos pode ser combinado de 2 formas: 5 costas + 0 pés (5C) ou 3 costas + 2 pés (5P) | Descontos de quantidade: 5 a 15 unidades / + de 15 unidades | Aos preços apresentados acresce IVA à taxa legal em vigor
Whirlpool bathtubs equipped with brass or ABS systems include feet to bathtub and automatic discharge valve | Product make to order | **The set of 5 microjets may be combined of two ways: 5 Back + 0 Feet (5C) or 3 Back + 2 Feet (5P)
Baignoire whirlpool équipés de systèmes de laiton ou ABS comprennent pieds pour baignoire et vidage automatique chrome | Produit fabriqué sur commande | **L'ensemble des 5 micro-jets peut être combiné de deux façons: 5Dors + 0 Pieds (5C) ou 3 Dos + 2 Pieds (5P)



tolerância / tolerance / tolérance ±1%






MODELO MODEL MODÈLE	REF.	BRANCO WHITE BLANC
BANHEIRA SIMPLES SIMPLE BATH BAIGNOIRE SIMPLE	0601161017080	183 €



PAINEL EM ACRÍLICO ACRYLIC PANEL PANNEAUX ACRYLIQUE kit fixação incluído fixing kit included kit de montage inclus	REF.	BRANCO WHITE BLANC
FRONTAL FRONTAL FRONTAL	0811011017050	79 €
LATERAL DIR/ESQ LATERAL RIGHT/LEFT LATÉRAL DROITE/GAUCHE	081102108050D/E	61 €

PAINÉIS EM MADEIRA WOOD PANEL PANNEAUX BOIS kit fixação incluído fixing kit included kit de montage inclus produção por encomenda make to order apporter à l'ordre prazo de entrega: 4 semanas delivery: 4 weeks livraison: 4 semaines	REF.	FENÓLICO PHENOLIC PHÉNOLIQUE	LACADO/ZEBRANO LACQUERED/ZEBRANO LAQUÉ/ZEBRANO	KOUROS KOUROS KOUROS
FRONTAL FRONTAL FRONTAL	082001XX17050D/E	229 €	250 €	396 €
LATERAL LATERAL LATÉRAL	082002XX8050	113 €	183 €	213 €

Acabamentos XX: FENÓLICO - Castanho (10); Faia (11); Mel (12); Wengué (13) | LACADOS - Branco (20); Verde Brilho (22); Laranja Brilho (23); Violeta Brilho (24); Rubi Brilho (25); Grafite (26); Preto Brilho (27) | KOUROS - Branco (31); Vermelho (32); Savana (33); Camel (34); Preto (39); | OUTRO - Zebnano (35).

ACESSÓRIOS ACCESSORIES ACCESSOIRES	REF.	
PÉS DE APOIO BANHEIRA FEET TO BATHTUB PIEDS POUR BAIGNOIRE	KT060103	15 €
ALMOFADA POLIURETANO PRETA BLACK HEADREST REPOSE-TÊTE NOIR	522321	60 €
VÁLVULA DESCARGA AUTOMÁTICA AUTOMATIC DISCHARGE VALVE VIDAGE AUTOMATIQUE	071001	26 €
PAR PEGAS CROMADAS CHROME HANDLES PAIRE POIGNÉES CHROMÉES	0703010 (Dir.) / 0703011 (Esq.)	65 €

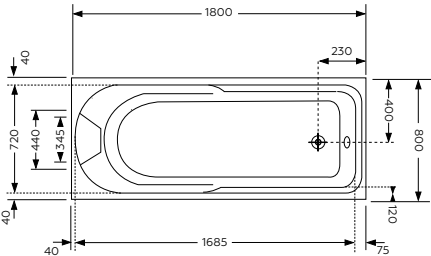
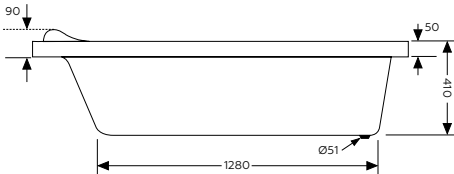
SISTEMAS ABS ABS SYSTEM SYSTÈME ABS	BANHEIRA BRANCA/JATOS CROMADOS WHITE BATHTUB/CHROMED JETS BAIGNOIRE BLANC/JETS CHROMÉS			
	6 JATOS 6 JETS 6 JETS	+3 MICROS +3 MICRO +3 MICRO	+5 MICROS** +5 MICRO** +5 MICRO**	+7 MICROS +7 MICRO +7 MICRO
 ECOLINE ECOLINE ECOLINE	637 € 26E1600161017080D/E	712 € 26E1603161017080D/E	762 € 26E16XX161017080D/E	812 € 26E1607161017080D/E
 PNEUMÁTICO SIMPLES ABS SIMPLE PNEUMATIC ABS PNEUMATIQUE SIMPLE ABS	704 € 2641600161017080D/E	779 € 2641603161017080D/E	829 € 26416XX161017080D/E	879 € 2641607161017080D/E
 ELETRÓNICO SIMPLES ABS SIMPLE ELECTRONIC ABS ELECTRONIQUE SIMPLE ABS	762 € 2661600161017080D/E	837 € 2661603161017080D/E	887 € 26616XX161017080D/E	937 € 2661607161017080D/E
	6+10 JATOS 6+10 JETS 6+10 JETS	+3 MICROS +3 MICRO +3 MICRO	+5 MICROS** +5 MICRO** +5 MICRO**	7 MICROS +7 MICRO +7 MICRO
 PNEUMÁTICO DUPLO ABS DOUBLE PNEUMATIC ABS PNEUMATIQUE DOBLE ABS	1.093 € 26516100016101780D/E	1.168 € 26516100316101780D/E	1.218 € 2651610XX16101780D/E	1.268 € 26516100716101780D/E
 ELETRÓNICO DUPLO ABS DOUBLE ELECTRONIC ABS ELECTRONIQUE DOBLE ABS	1.281 € 26816100016101780D/E	1.356 € 26816100316101780D/E	1.406 € 2681610XX16101780D/E	1.456 € 26816100716101780D/E
 ELETRÓNICO KOMBI ABS KOMBI ELECTRONIC ABS ELECTRONIQUE KOMBI ABS	984 € 26916100016101780D/E	1.059 € 26916100316101780D/E	1.109 € 2691610XX16101780D/E	1.159 € 26916100716101780D/E

SISTEMAS LATÃO BRASS SYSTEM SYSTÈME LAITON	BANHEIRA BRANCA/JATOS CROMADOS WHITE BATHTUB/CHROMED JETS BAIGNOIRE BLANC/JETS CHROMÉS			
	6+10 JATOS 6+10 JETS 6+10 JETS	3 MICROS +3 MICRO +3 MICRO	+5 MICROS** +5 MICRO** +5 MICRO**	+7 MICROS +7 MICRO +7 MICRO
 ELETRÓNICO DUPLO FLAT LATÃO DOUBLE ELECTRONIC FLAT BRASS ELECTRONIQUE DOBLE FLAT LAITON	1.753 € 26316100016101780D/E	1.828 € 26316100316101780D/E	1.878 € 2631610XX16101780D/E	1.928 € 26316100716101780D/E
 COMFORT LATÃO COMFORT BRASS CONFORT LAITON	-	-	-	-

OUTROS ACESSÓRIOS DE HIDROMASSAGEM OTHERS WHIRLPOOL ACCESSORIES AUTRES ACCESSOIRES DE HYDROMASSAGE	P.263
--	-------

*As banheiras equipadas com sistemas de hidromassagem em ABS ou latão incluem no preço os pés de apoio e a válvula de descarga automática | Produto fabricado por encomenda | **O conjunto de 5 microjets pode ser combinado de 2 formas: 5 costas + 0 pés (5C) ou 3 costas + 2 pés (5P) | Descontos de quantidade: 5 a 15 unidades / + de 15 unidades | Aos preços apresentados acresce IVA à taxa legal em vigor
Whirlpool bathtubs equipped with brass or ABS systems include feet to bathtub and automatic discharge valve | Product make to order | **The set of 5 microjets may be combined of two ways: 5 Back + 0 Feet (5C) or 3 Back + 2 Feet (5P)
Baignoire whirlpool équipées de systèmes de laiton ou ABS comprennent pieds pour baignoire et vidage automatique chrome | Produit fabriqué sur commande | **L'ensemble des 5 micro-jets peut être combiné de deux façons: 5Dors + 0 Pieds (5C) ou 3 Dors + 2 Pieds (5P)

CLÁSSICA 1800x800 p.18/p.34





tolerância / tolerance / tolérance ±1%



MODELO MODEL MODÈLE	REF.	BRANCO WHITE BLANC
BANHEIRA SIMPLES SIMPLE BATH BAIGNOIRE SIMPLE	0601161018080	190 €

PAINEL EM ACRÍLICO ACRYLIC PANEL PANNEAUX ACRYLIQUE	REF.	BRANCO WHITE BLANC
kit fixação incluído fixing kit included kit de montage inclus		
FRONTAL FRONTAL FRONTAL	0811011018050	90 €
LATERAL DIR/ESQ LATERAL LATÉRAL	081102108050D/E	61 €

PAINÉIS EM MADEIRA WOOD PANEL PANNEAUX BOIS	REF.	FENÓLICO PHENOLIC PHÉNOLIQUE	LACADO/ZEBRANO LACQUERED/ZEBRANO LAQUÉ/ZEBRANO	KOUROS KOUROS KOUROS
kit fixação incluído fixing kit included kit de montage inclus				
produção por encomenda make to order apporter à l'ordre				
prazo de entrega: 4 semanas delivery: 4 weeks livraison: 4 semaines				
FRONTAL FRONTAL FRONTAL	082001XX18050	229 €	254 €	404 €
LATERAL LATERAL LATÉRAL	082002XX8050	113 €	183 €	213 €
Acabamentos XX: FENÓLICO - Castanho (10); Faia (11); Mel (12); Wengué (13) LACADOS - Branco (20); Verde Brilho (22); Laranja Brilho (23); Violeta Brilho (24); Rubi Brilho (25); Grafite (26); Preto Brilho (27) KOUROS - Branco (31); Vermelho (32); Savana (33); Camel (34); Preto (39); OUTRO - Zebnano (35).				

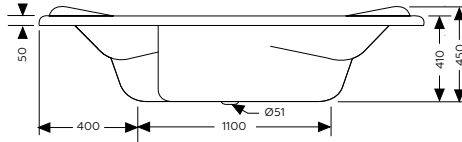
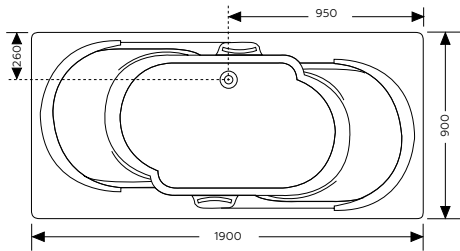
ACESSÓRIOS ACCESSORIES ACCESSOIRES	REF.	
PÉS DE APOIO BANHEIRA FEET TO BATHTUB PIEDS POUR BAIGNOIRE	KT060103	15 €
ALMOFADA POLIURETANO PRETA BLACK HEADREST REPOSE-TÊTE NOIR	522321	60 €
VÁLVULA DESCARGA AUTOMÁTICA AUTOMATIC DISCHARGE VALVE VIDAGE AUTOMATIQUE	071001	26 €
PAR PEGAS CROMADAS CHROME HANDLES PAIRE POIGNÉES CHROMÉES	0703010 (Dir.) / 0703011 (Esq.)	65 €

SISTEMAS ABS ABS SYSTEM SYSTÈME ABS					BANHEIRA BRANCA/JATOS CROMADOS WHITE BATHTUB/CHROMED JETS BAIGNOIRE BLANC/JETS CHROMÉS				
6 JATOS 6 JETS 6 JETS					+3 MICROS +3 MICRO +3 MICRO				
+5 MICROS** +5 MICRO** +5 MICRO**					+7 MICROS +7 MICRO +7 MICRO				
	ECOLINE ECOLINE ECOLINE	653 €	728 €	778 €	828 €				
	26E1600161018080D/E		26E1603161018080D/E	26E16XX161018080D/E	26E1607161018080D/E				
	PNEUMÁTICO SIMPLES ABS SIMPLE PNEUMATIC ABS PNEUMATIQUE SIMPLE ABS	720 €	795 €	845 €	895 €				
	2641600161018080D/E		2641603161018080D/E	26416XX161018080D/E	2641607161018080D/E				
	ELETRÔNICO SIMPLES ABS SIMPLE ELECTRONIC ABS ELECTRONIQUE SIMPLE ABS	778 €	853 €	903 €	953 €				
	2661600161018080D/E		2661603161018080D/E	26616XX161018080D/E	2661607161018080D/E				
6+10 JATOS 6+10 JETS 6+10 JETS					+3 MICROS +3 MICRO +3 MICRO				
+5 MICROS** +5 MICRO** +5 MICRO**					+7 MICROS +7 MICRO +7 MICRO				
	PNEUMÁTICO DUPLO ABS DOUBLE PNEUMATIC ABS PNEUMATIQUE DOBLE ABS	1.109 €	1.184 €	1.234 €	1.284 €				
	26516100016101880D/E		26516100316101880D/E	2651610XX16101880D/E	26516100716101880D/E				
	ELETRÔNICO DUPLO ABS DOUBLE ELECTRONIC ABS ELECTRONIQUE DOBLE ABS	1.296 €	1.371 €	1.421 €	1.471 €				
	26816100016101880D/E		26816100316101880D/E	2681610XX16101880D/E	26816100716101880D/E				
	ELETRÔNICO KOMBI ABS KOMBI ELECTRONIC ABS ELECTRONIQUE KOMBI ABS	1.000 €	1.075 €	1.125 €	1.175 €				
	26916100016101880D/E		26916100316101880D/E	2691610XX16101880D/E	26916100716101880D/E				

SISTEMAS LATÃO BRASS SYSTEM SYSTÈME LAITON					BANHEIRA BRANCA/JATOS CROMADOS WHITE BATHTUB/CHROMED JETS BAIGNOIRE BLANC/JETS CHROMÉS				
6+10 JATOS 6+10 JETS 6+10 JETS					+3 MICROS +3 MICRO +3 MICRO				
+5 MICROS** +5 MICRO** +5 MICRO**					+7 MICROS +7 MICRO +7 MICRO				
	ELETRÔNICO DUPLO FLAT LATÃO DOUBLE ELECTRONIC FLAT BRASS ELECTRONIQUE DOBLE FLAT LAITON	1.769 €	1.844 €	1.894 €	1.944 €				
	26316100016101880D/E		26316100316101880D/E	2631610XX16101880D/E	26316100716101880D/E				
	COMFORT LATÃO COMFORT BRASS CONFORT LAITON	-	-	-	-				

OUTROS ACESSÓRIOS DE HIDROMASSAGEM OTHERS WHIRLPOOL ACCESSORIES AUTRES ACCESSOIRES DE HYDROMASSAGE	P.263
--	-------

*As banheiras equipadas com sistemas de hidromassagem em ABS ou latão incluem no preço os pés de apoio e a válvula de descarga automática | Produto fabricado por encomenda | **O conjunto de 5 microjatos pode ser combinado de 2 formas: 5 costas + 0 pés (5C) ou 3 costas + 2 pés (5P) | Descontos de quantidade: 5 a 15 unidades / + de 15 unidades | Aos preços apresentados acresce IVA à taxa legal em vigor
Whirlpool bathtubs equipped with brass or ABS systems include feet to bathtub and automatic discharge valve | Product make to order | **The set of 5 microjets may be combined of two ways: 5 Back + 0 Feet (5C) or 3 Back + 2 Feet (5P)
Baignoire whirlpool équipées de systèmes de laiton ou ABS comprennent pieds pour baignoire et vidage automatique chrome | Produit fabriqué sur commande | **L'ensemble des 5 micro-jets peut être combiné de deux façons: 5Dors + 0 Pieds (5C) ou 3 Dors + 2 Pieds (5P)

tolerância / tolerance / tolérance $\pm 1\%$

MODELO MODEL MODÈLE	REF.	BRANCO WHITE BLANC
BANHEIRA SIMPLES SIMPLE BATH BAIGNOIRE SIMPLE	06010810190	283 €

PAINEL EM ACRÍLICO ACRYLIC PANEL PANNEAUX ACRYLIQUE kit fixação incluído fixing kit included kit de montage inclus	REF.	BRANCO WHITE BLANC
FRONTAL FRONTAL FRONTAL	0811011019050	108 €
LATERAL DIR/ESQ LATERAL RIGHT/LEFT LATÉRAL DROITE/GAUCHE	081102109050D/E	63 €

PAINÉIS EM MADEIRA WOOD PANEL PANNEAUX BOIS kit fixação incluído fixing kit included kit de montage inclus produção por encomenda make to order apporter à l'ordre prazo de entrega: 4 semanas delivery: 4 weeks livraison: 4 semaines	REF.	FENÓLICO PHENOLIC PHÉNOLIQUE	LACADO/ZEBRANO LACQUERED/ZEBRANO LAQUÉ/ZEBRANO	KOUROS KOUROS KOUROS
FRONTAL FRONTAL FRONTAL	082001XX19050	233 €	258 €	425 €
LATERAL LATERAL LATÉRAL	082002XX9050	129 €	192 €	233 €
Acabamentos XX: FENÓLICO - Castanho (10); Faia (11); Mel (12); Wengué (13) LACADOS - Branco (20); Verde Brilho (22); Laranja Brilho (23); Violeta Brilho (24); Rubi Brilho (25); Grafite (26); Preto Brilho (27) KOUROS - Branco (31); Vermelho (32); Savana (33); Camel (34); Preto (39); I OUTRO - Zebbrano (35).				

ACESSÓRIOS ACCESSORIES ACCESSOIRES	REF.	
PÉS DE APOIO BANHEIRA FEET TO BATHTUB PIEDS POUR BAIGNOIRE	KT060104	18 €
VÁLVULA DESCARGA AUTOMÁTICA AUTOMATIC DISCHARGE VALVE VIDAGE AUTOMATIQUE	071001	26 €
PAR PEGAS CROMADAS CHROME HANDLES PAIRE POIGNÉES CHROMÉES	0701001	45 €

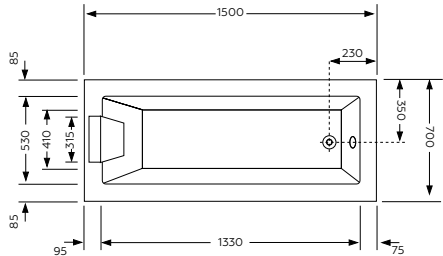
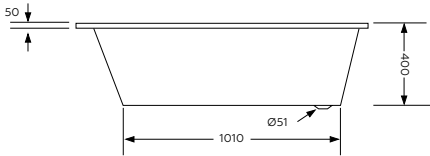
SISTEMAS ABS ABS SYSTEM SYSTÈME ABS	BANHEIRA BRANCA/JATOS CROMADOS WHITE BATHTUB/CHROMED JETS BAIGNOIRE BLANC/JETS CHROMÉS			
	6 JATOS 6 JETS 6 JETS	+3 MICROS +3 MICRO +3 MICRO	+5 MICROS** +5 MICRO** +5 MICRO**	+6 MICROS +6 MICRO +6 MICRO
 ECOLINE ECOLINE ECOLINE	755 € 26E16000810190D/E	830 € 26E16030810190D/E	-	930 € 26E16060810190D/E
 PNEUMÁTICO SIMPLES ABS SIMPLE PNEUMATIC ABS PNEUMATIQUE SIMPLE ABS	821 € 26416000810190D/E	896 € 26416030810190D/E	-	996 € 26416060810190D/E
 ELETRÓNICO SIMPLES ABS SIMPLE ELECTRONIC ABS ELECTRONIQUE SIMPLE ABS	880 € 26616000810190D/E	955 € 26616030810190D/E	-	1.055 € 26616060810190D/E
	6+10 JATOS 6+10 JETS 6+10 JETS	+3 MICROS +3 MICRO +3 MICRO	+5 MICROS** +5 MICRO** +5 MICRO**	+6 MICROS +6 MICRO +6 MICRO
 PNEUMÁTICO DUPLO ABS DOUBLE PNEUMATIC ABS PNEUMATIQUE DOBLE ABS	1.210 € 2651610000810190D/E	1.285 € 2651610030810190D/E	-	1.385 € 2651610060810190D/E
 ELETRÓNICO DUPLO ABS DOUBLE ELECTRONIC ABS ELECTRONIQUE DOBLE ABS	1.306 € 2681610000810190D/E	1.381 € 2681610030810190D/E	-	1.481 € 2681610060810190D/E
 ELETRÓNICO KOMBI ABS KOMBI ELECTRONIC ABS ELECTRONIQUE KOMBI ABS	1.102 € 2691610000810190D/E	1.177 € 2691610030810190D/E	-	1.277 € 2691610060810190D/E

SISTEMAS LATÃO BRASS SYSTEM SYSTÈME LAITON	BANHEIRA BRANCA/JATOS CROMADOS WHITE BATHTUB/CHROMED JETS BAIGNOIRE BLANC/JETS CHROMÉS			
	6+10 JATOS 6+10 JETS 6+10 JETS	+3 MICROS +3 MICRO +3 MICRO	+5 MICROS** +5 MICRO** +5 MICRO**	+6 MICROS +6 MICRO +6 MICRO
 ELETRÓNICO DUPLO FLAT LATÃO DOUBLE ELECTRONIC FLAT BRASS ELECTRONIQUE DOBLE FLAT LAITON	1.870 € 2631610000810190D/E	1.945 € 2631610030810190D/E	-	2.045 € 2631610060810190D/E
 COMFORT LATÃO COMFORT BRASS CONFORT LAITON	-	-	-	-

OUTROS ACESSÓRIOS DE HIDROMASSAGEM OTHERS WHIRLPOOL ACCESSORIES AUTRES ACCESSOIRES DE HYDROMASSAGE	P.263
--	-------

*As banheiras equipadas com sistemas de hidromassagem em ABS ou latão incluem no preço os pés de apoio e a válvula de descarga automática | Produto fabricado por encomenda | Descontos de quantidade: 5 a 15 unidades / + de 15 unidades | Aos preços apresentados acresce IVA à taxa legal em vigor
Whirlpool bathtubs equipped with brass or ABS systems include feet to bathtub and automatic discharge valve | Product make to order
Baignoire whirlpool équipés de systèmes de laiton ou ABS comprennent pieds pour baignoire et vidage automatique chrome | Produit fabriqué sur commande

PLANÍSSIMA 1500x700 p.12/p.32








tolerância / tolerance / tolérance ±1%

MODELO MODEL MODÈLE	BRANCO WHITE BLANC
BANHEIRA SIMPLES SIMPLE BATH BAIGNOIRE SIMPLE	150 €
	0601151015070

PAINEL EM ACRÍLICO ACRYLIC PANEL PANNEAUX ACRYLIQUE kit fixação incluído fixing kit included kit de montage inclus	REF.	BRANCO WHITE BLANC
FRONTAL FRONTAL FRONTAL	0811011015050	71 €
LATERAL DIR/ESQ LATERAL RIGHT/LEFT LATÉRAL DROITE/GAUCHE	081102107050D/E	46 €

PAINÉIS EM MADEIRA WOOD PANEL PANNEAUX BOIS kit fixação incluído fixing kit included kit de montage inclus produção por encomenda make to order apporter à l'ordre prazo de entrega: 4 semanas delivery: 4 weeks livraison: 4 semaines	REF.	FENÓLICO PHENOLIC PHÉNOLIQUE	LACADO/ZEBRANO LACQUERED/ZEBRANO LAQUÉ/ZEBRANO	KOUROS KOUROS KOUROS
FRONTAL FRONTAL FRONTAL	082001XX15050	208 €	229 €	363 €
LATERAL LATERAL LATÉRAL	082002XX7050	113 €	163 €	179 €
Acabamentos XX: FENÓLICO - Castanho (10); Faia (11); Mel (12); Wengué (13) LACADOS - Branco (20); Verde Brilho (22); Laranja Brilho (23); Violeta Brilho (24); Rubi Brilho (25); Grafite (26); Preto Brilho (27) KOUROS - Branco (31); Vermelho (32); Savana (33); Camel (34); Preto (39); OUTRO - Zebrano (35).				

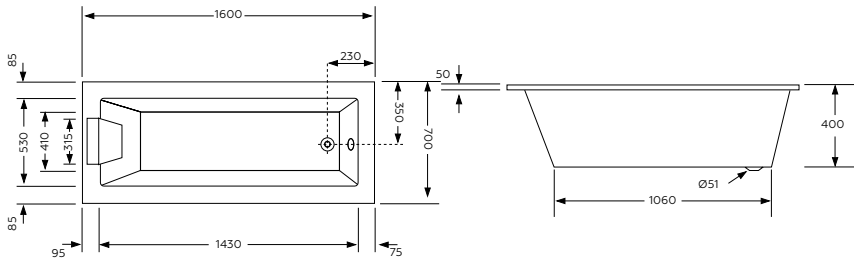
ACESSÓRIOS ACCESSORIES ACCESSOIRES	REF.	
PÉS DE APOIO BANHEIRA FEET TO BATHTUB PIEDS POUR BAIGNOIRE	KT060101	12 €
ALMOFADA POLIURETANO PRETA BLACK HEADREST REPOSE-TÊTE NOIR	522305	60 €
ENCOSTO DE CABEÇA FIXO FIXED HEADREST REPOSE-TÊTE FIXE	522401	92 €
VÁLVULA DESCARGA AUTOMÁTICA AUTOMATIC DISCHARGE VALVE VIDAGE AUTOMATIQUE	071001	26 €

SISTEMAS ABS ABS SYSTEM SYSTÈME ABS		BANHEIRA BRANCA/JATOS CROMADOS WHITE BATHTUB/CHROMED JETS BAIGNOIRE BLANC/JETS CHROMÉS			
		6 JATOS 6 JETS 6 JETS	+3 MICROS +3 MICRO +3 MICRO	+5 MICROS** +5 MICRO** +5 MICRO**	+7 MICROS +7 MICRO +7 MICRO
	ECOLINE ECOLINE ECOLINE	604 € 26E1600151015070D/E	679 € 26E1603151015070D/E	729 € 26E16XX151015070D/E	779 € 26E1607151015070D/E
	PNEUMÁTICO SIMPLES ABS SIMPLE PNEUMATIC ABS PNEUMATIQUE SIMPLE ABS	670 € 2641600151015070D/E	745 € 2641603151015070D/E	795 € 26416XX151015070D/E	845 € 2641607151015070D/E
	ELETRÔNICO SIMPLES ABS SIMPLE ELECTRONIC ABS ELECTRONIQUE SIMPLE ABS	729 € 2661600151015070D/E	804 € 2661603151015070D/E	854 € 26616XX151015070D/E	904 € 2661607151015070D/E
		6+10 JATOS 6+10 JETS 6+10 JETS	+3 MICROS +3 MICRO +3 MICRO	+5 MICROS** +5 MICRO** +5 MICRO**	+7 MICROS +7 MICRO +7 MICRO
	PNEUMÁTICO DUPLO ABS DOUBLE PNEUMATIC ABS PNEUMATIQUE DOBLE ABS	1.059 € 26516100015101570D/E	1.134 € 26516100315101570D/E	1.184 € 2651610XX15101570D/E	1.234 € 26516100715101570D/E
	ELETRÔNICO DUPLO ABS DOUBLE ELECTRONIC ABS ELECTRONIQUE DOBLE ABS	1.247 € 26816100015101570D/E	1.322 € 26816100315101570D/E	1.372 € 2681610XX15101570D/E	1.422 € 26816100715101570D/E
	ELETRÔNICO KOMBI ABS KOMBI ELECTRONIC ABS ELECTRONIQUE KOMBI ABS	951 € 26916100015101570D/E	1.026 € 26916100315101570D/E	1.076 € 2691610XX15101570D/E	1.126 € 26916100715101570D/E

SISTEMAS LATÃO BRASS SYSTEM SYSTÈME LAITON		BANHEIRA BRANCA/JATOS CROMADOS WHITE BATHTUB/CHROMED JETS BAIGNOIRE BLANC/JETS CHROMÉS			
		6+10 JATOS 6+10 JETS 6+10 JETS	+3 MICROS +3 MICRO +3 MICRO	+5 MICROS** +5 MICRO** +5 MICRO**	+7 MICROS +7 MICRO +7 MICRO
	ELETRÔNICO DUPLO FLAT LATÃO DOUBLE ELECTRONIC FLAT BRASS ELECTRONIQUE DOBLE FLAT LAITON	1.719 € 26316100015101570D/E	1.794 € 26316100315101570D/E	1.844 € 2631610XX15101570D/E	1.894 € 26316100715101570D/E
	COMFORT LATÃO COMFORT BRASS COMFORT LAITON	-	-	-	-

OUTROS ACESSÓRIOS DE HIDROMASSAGEM OTHERS WHIRLPOOL ACCESSORIES AUTRES ACCESSOIRES DE HYDROMASSAGE	P.263
--	-------

*As banheiras equipadas com sistemas de hidromassagem em ABS ou latão incluem no preço os pés de apoio e a válvula de descarga automática | Produto fabricado por encomenda | **O conjunto de 5 microjatos pode ser combinado de 2 formas: 5 costas + 0 pés (5C) ou 3 costas + 2 pés (5P) | Descontos de quantidade: 5 a 15 unidades / + de 15 unidades | Aos preços apresentados acresce IVA à taxa legal em vigor
Whirlpool bathtubs equipped with brass or ABS systems include feet to bathtub and automatic discharge valve | Product make to order | **The set of 5 microjets may be combined of two ways: 5 Back + 0 Feet (5C) or 3 Back + 2 Feet (5P)
Baignoire whirlpool équipées de systèmes de laiton ou ABS comprennent pieds pour baignoire et vidage automatique chrome | Produit fabriqué sur commande | **L'ensemble des 5 micro-jets peut être combiné de deux façons: 5Dos + 0 Pieds (5C) ou 3 Dos + 2 Pieds (5P)



tolerância / tolerance / tolérance ±1%

MODELO MODEL MODÈLE	BRANCO WHITE BLANC
BANHEIRA SIMPLES SIMPLE BATH BAIGNOIRE SIMPLE	150 €
	0601151016070

PAINEL EM ACRÍLICO ACRYLIC PANEL PANNEAUX ACRYLIQUE kit fixação incluído fixing kit included kit de montage inclus	REF.	BRANCO WHITE BLANC
FRONTAL FRONTAL FRONTAL	0811011016050	79 €
LATERAL DIR/ESQ LATERAL RIGHT/LEFT LATÉRAL DROITE/GAUCHE	081102107050D/E	46 €

PAINÉIS EM MADEIRA WOOD PANEL PANNEAUX BOIS kit fixação incluído fixing kit included kit de montage inclus produção por encomenda make to order apporter à l'ordre prazo de entrega: 4 semanas delivery: 4 weeks livraison: 4 semaines	REF.	FENÓLICO PHENOLIC PHÉNOLIQUE	LACADO/ZEBRANO LACQUERED/ZEBRANO LAQUÉ/ZEBRANO	KOUROS KOUROS KOUROS
FRONTAL FRONTAL FRONTAL	082001XX16050	217 €	238 €	379 €
LATERAL LATERAL LATÉRAL	082002XX7050	113 €	163 €	179 €
Acabamentos XX: FENÓLICO - Castanho (10); Faia (11); Mel (12); Wengué (13) LACADOS - Branco (20); Verde Brilho (22); Laranja Brilho (23); Violeta Brilho (24); Rubi Brilho (25); Grafite (26); Preto Brilho (27) KOUROS - Branco (31); Vermelho (32); Savana (33); Camel (34); Preto (39); OUTRO - Zebrano (35).				

ACESSÓRIOS ACCESSORIES ACCESSOIRES	REF.	
PÉS DE APOIO BANHEIRA FEET TO BATHTUB PIEDS POUR BAIGNOIRE	KT060101	12 €
ALMOFADA POLIURETANO PRETA BLACK HEADREST REPOSE-TÊTE NOIR	522305	60 €
ENCOSTO DE CABEÇA FIXO FIXED HEADREST REPOSE-TÊTE FIXE	522401	92 €
VÁLVULA DESCARGA AUTOMÁTICA AUTOMATIC DISCHARGE VALVE VIDAGE AUTOMATIQUE	071001	26 €

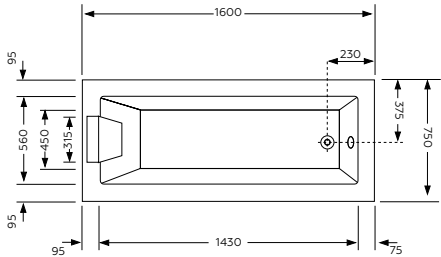
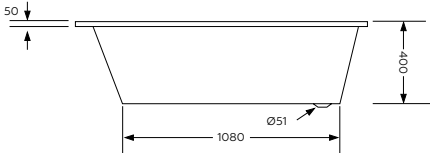
SISTEMAS ABS ABS SYSTEM SYSTÈME ABS	BANHEIRA BRANCA/JATOS CROMADOS WHITE BATHUB/CHROMED JETS BAIGNOIRE BLANC/JETS CHROMÉS			
	6 JATOS 6 JETS 6 JETS	+3 MICROS +3 MICRO +3 MICRO	+5 MICROS** +5 MICRO** +5 MICRO**	+7 MICROS +7 MICRO +7 MICRO
ECOLINE ECOLINE ECOLINE	604 € 26E1600151016070D/E	679 € 26E1603151016070D/E	729 € 26E16XX151016070D/E	779 € 26E1607151016070D/E
PNEUMÁTICO SIMPLES ABS SIMPLE PNEUMATIC ABS PNEUMATIQUE SIMPLE ABS	670 € 2641600151016070D/E	745 € 2641603151016070D/E	795 € 26416XX151016070D/E	845 € 2641607151016070D/E
ELETRÓNICO SIMPLES ABS SIMPLE ELECTRONIC ABS ELECTRONIQUE SIMPLE ABS	729 € 2661600151016070D/E	804 € 2661603151016070D/E	854 € 26616XX151016070D/E	904 € 2661607151016070D/E
	6+10 JATOS 6+10 JETS 6+10 JETS	+3 MICROS +3 MICRO +3 MICRO	+5 MICROS** +5 MICRO** +5 MICRO**	+7 MICROS +7 MICRO +7 MICRO
PNEUMÁTICO DUPLO ABS DOUBLE PNEUMATIC ABS PNEUMATIQUE DOBLE ABS	1.059 € 26516100015101670D/E	1.134 € 26516100315101670D/E	1.184 € 2651610XX15101670D/E	1.234 € 26516100715101670D/E
ELETRÓNICO DUPLO ABS DOUBLE ELECTRONIC ABS ELECTRONIQUE DOBLE ABS	1.247 € 26816100015101670D/E	1.322 € 26816100315101670D/E	1.372 € 2681610XX15101670D/E	1.422 € 26816100715101670D/E
ELETRÓNICO KOMBI ABS KOMBI ELECTRONIC ABS ELECTRONIQUE KOMBI ABS	951 € 26916100015101670D/E	1.026 € 26916100315101670D/E	1.076 € 2691610XX15101670D/E	1.126 € 26916100715101670D/E

SISTEMAS LATÃO BRASS SYSTEM SYSTÈME LAITON	BANHEIRA BRANCA/JATOS CROMADOS WHITE BATHUB/CHROMED JETS BAIGNOIRE BLANC/JETS CHROMÉS			
	6+10 JATOS 6+10 JETS 6+10 JETS	+3 MICROS +3 MICRO +3 MICRO	+5 MICROS** +5 MICRO** +5 MICRO**	+7 MICROS +7 MICRO +7 MICRO
ELETRÓNICO DUPLO FLAT LATÃO DOUBLE ELECTRONIC FLAT BRASS ELECTRONIQUE DOBLE FLAT LAITON	1.719 € 26316100015101670D/E	1.794 € 26316100315101670D/E	1.844 € 2631610XX15101670D/E	1.894 € 26316100715101670D/E
COMFORT LATÃO COMFORT BRASS CONFORT LAITON	-	-	-	-

OUTROS ACESSÓRIOS DE HIDROMASSAGEM OTHERS WHIRLPOOL ACCESSORIES AUTRES ACCESSOIRES DE HYDROMASSAGE	P.263
--	-------

*As banheiras equipadas com sistemas de hidromassagem em ABS ou latão incluem no preço os pés de apoio e a válvula de descarga automática | Produto fabricado por encomenda | **O conjunto de 5 microjatos pode ser combinado de 2 formas: 5 costas + 0 pés (5C) ou 3 costas + 2 pés (5P) | Descontos de quantidade: 5 a 15 unidades / + de 15 unidades | Aos preços apresentados acresce IVA à taxa legal em vigor
 Whirlpool bathtubs equipped with brass or ABS systems include feet to bathtub and automatic discharge valve | Product make to order | **The set of 5 microjets may be combined of two ways: 5 Back + 0 Feet (5C) or 3 Back + 2 Feet (5P)
 Baignoire whirlpool équipées de systèmes de laiton ou ABS comprennent pieds pour baignoire et vidage automatique chrome | Produit fabriqué sur commande | **L'ensemble des 5 micro-jets peut être combiné de deux façons: 5Dors + 0 Pieds (5C) ou 3 Dors + 2 Pieds (5P)

PLANÍSSIMA 1600x750 p.12/p.32



tolerância / tolerance / tolérance ±1%


MODELO MODEL MODÈLE	BRANCO WHITE BLANC
BANHEIRA SIMPLES SIMPLE BATH BAIGNOIRE SIMPLE	158 €
	0601151016075

PAINEL EM ACRÍLICO ACRYLIC PANEL PANNEAUX ACRYLIQUE kit fixação incluído fixing kit included kit de montage inclus	REF.	BRANCO WHITE BLANC
FRONTAL FRONTAL FRONTAL	0811011016050	79 €
LATERAL DIR/ESQ LATERAL RIGHT/LEFT LATÉRAL DROITE/GAUCHE	081102107550D/E	48 €

PAINÉIS EM MADEIRA WOOD PANEL PANNEAUX BOIS kit fixação incluído fixing kit included kit de montage inclus produção por encomenda make to order apporter à l'ordre prazo de entrega: 4 semanas delivery: 4 weeks livraison: 4 semaines	REF.	FENÓLICO PHENOLIC PHÉNOLIQUE	LACADO/ZEBRANO LACQUERED/ZEBRANO LAQUÉ/ZEBRANO	KOUROS KOUROS KOUROS
FRONTAL FRONTAL FRONTAL	082001XX16050	217 €	238 €	379 €
LATERAL LATERAL LATÉRAL	082002XX7550	113 €	171 €	213 €
Acabamentos XX: FENÓLICO - Castanho (10); Faia (11); Mel (12); Wengué (13) LACADOS - Branco (20); Verde Brilho (22); Laranja Brilho (23); Violeta Brilho (24); Rubi Brilho (25); Grafite (26); Preto Brilho (27) KOUROS - Branco (31); Vermelho (32); Savana (33); Camel (34); Preto (39); OUTRO - Zebnano (35).				

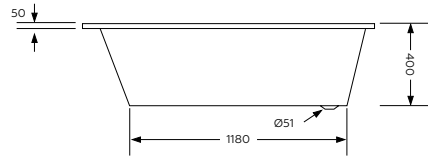
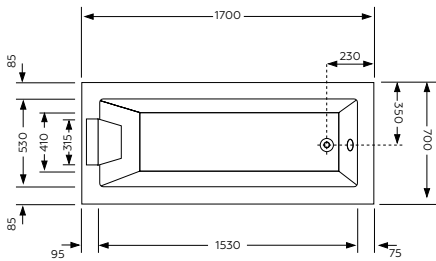
ACESSÓRIOS ACCESSORIES ACCESSOIRES	REF.	
PÉS DE APOIO BANHEIRA FEET TO BATHTUB PIEDS POUR BAIGNOIRE	KT060101	12 €
ALMOFADA POLIURETANO PRETA BLACK HEADREST REPOSE-TÊTE NOIR	522305	60 €
ENCOSTO DE CABEÇA FIXO FIXED HEADREST REPOSE-TÊTE FIXE	522401	92 €
VÁLVULA DESCARGA AUTOMÁTICA AUTOMATIC DISCHARGE VALVE VIDAGE AUTOMATIQUE	071001	26 €

SISTEMAS ABS ABS SYSTEM SYSTÈME ABS		BANHEIRA BRANCA/JATOS CROMADOS WHITE BATHTUB/CHROMED JETS BAIGNOIRE BLANC/JETS CHROMÉS			
		6 JATOS 6 JETS 6 JETS	+3 MICROS +3 MICRO +3 MICRO	+5 MICROS** +5 MICRO** +5 MICRO**	+7 MICROS +7 MICRO +7 MICRO
	ECOLINE ECOLINE ECOLINE	612 € 26E1600151016075D/E	687 € 26E1603151016075D/E	737 € 26E16XX151016075D/E	787 € 26E1607151016075D/E
	PNEUMÁTICO SIMPLES ABS SIMPLE PNEUMATIC ABS PNEUMATIQUE SIMPLE ABS	679 € 2641600151016075D/E	754 € 2641603151016075D/E	804 € 26416XX151016075D/E	854 € 2641607151016075D/E
	ELETRÔNICO SIMPLES ABS SIMPLE ELECTRONIC ABS ELECTRONIQUE SIMPLE ABS	737 € 2661600151016075D/E	812 € 2661603151016075D/E	862 € 26616XX151016075D/E	912 € 2661607151016075D/E
		6+10 JATOS 6+10 JETS 6+10 JETS	+3 MICROS +3 MICRO +3 MICRO	+5 MICROS** +5 MICRO** +5 MICRO**	+7 MICROS +7 MICRO +7 MICRO
	PNEUMÁTICO DUPLO ABS DOUBLE PNEUMATIC ABS PNEUMATIQUE DOBLE ABS	1.068 € 26516100015101675D/E	1.143 € 26516100315101675D/E	1.193 € 2651610XX15101675D/E	1.243 € 26516100715101675D/E
	ELETRÔNICO DUPLO ABS DOUBLE ELECTRONIC ABS ELECTRONIQUE DOBLE ABS	1.256 € 26816100015101675D/E	1.331 € 26816100315101675D/E	1.381 € 2681610XX15101675D/E	1.431 € 26816100715101675D/E
	ELETRÔNICO KOMBI ABS KOMBI ELECTRONIC ABS ELECTRONIQUE KOMBI ABS	959 € 26916100015101675D/E	1.034 € 26916100315101675D/E	1.084 € 2691610XX15101675D/E	1.134 € 26916100715101675D/E

SISTEMAS LATÃO BRASS SYSTEM SYSTÈME LAITON		BANHEIRA BRANCA/JATOS CROMADOS WHITE BATHTUB/CHROMED JETS BAIGNOIRE BLANC/JETS CHROMÉS			
		6+10 JATOS 6+10 JETS 6+10 JETS	+3 MICROS +3 MICRO +3 MICRO	+5 MICROS** +5 MICRO** +5 MICRO**	+7 MICROS +7 MICRO +7 MICRO
	ELETRÔNICO DUPLO FLAT LATÃO DOUBLE ELECTRONIC FLAT BRASS ELECTRONIQUE DOBLE FLAT LAITON	1.728 € 26316100015101675D/E	1.803 € 26316100315101675D/E	1.853 € 2631610XX15101675D/E	1.903 € 26316100715101675D/E
	COMFORT LATÃO COMFORT BRASS COMFORT LAITON	-	-	-	-

OUTROS ACESSÓRIOS DE HIDROMASSAGEM OTHERS WHIRLPOOL ACCESSORIES AUTRES ACCESSOIRES DE HYDROMASSAGE	P.263
--	-------

*As banheiras equipadas com sistemas de hidromassagem em ABS ou latão incluem no preço os pés de apoio e a válvula de descarga automática | Produto fabricado por encomenda | **O conjunto de 5 microjatos pode ser combinado de 2 formas: 5 costas + 0 pés (5C) ou 3 costas + 2 pés (5P) | Descontos de quantidade: 5 a 15 unidades / + de 15 unidades | Aos preços apresentados acresce IVA à taxa legal em vigor
Whirlpool bathtubs equipped with brass or ABS systems include feet to bathtub and automatic discharge valve | Product make to order | **The set of 5 microjets may be combined of two ways: 5 Back + 0 Feet (5C) or 3 Back + 2 Feet (5P)
Baignoire whirlpool équipées de systèmes de laiton ou ABS comprennent pieds pour baignoire et vidage automatique chrome | Produit fabriqué sur commande | **L'ensemble des 5 micro-jets peut être combiné de deux façons: 5Dos + 0 Pieds (5C) ou 3 Dos + 2 Pieds (5P)



tolerância / tolerance / tolérance ±1%

MODELO MODEL MODÈLE	BRANCO WHITE BLANC
BANHEIRA SIMPLES SIMPLE BATH BAIGNOIRE SIMPLE	158 €
	0601151017070

PAINEL EM ACRÍLICO ACRYLIC PANEL PANNEAUX ACRYLIQUE kit fixação incluído fixing kit included kit de montage inclus	REF.	BRANCO WHITE BLANC
FRONTAL FRONTAL FRONTAL	0811011017050	79 €
LATERAL DIR/ESQ LATERAL RIGHT/LEFT LATÉRAL DROITE/GAUCHE	081102107050D/E	46 €

PAINÉIS EM MADEIRA WOOD PANEL PANNEAUX BOIS kit fixação incluído fixing kit included kit de montage inclus produção por encomenda make to order apporter à l'ordre prazo de entrega: 4 semanas delivery: 4 weeks livraison: 4 semaines	REF.	FENÓLICO PHENOLIC PHÉNOLIQUE	LACADO/ZEBRANO LACQUERED/ZEBRANO LAQUÉ/ZEBRANO	KOUROS KOUROS KOUROS
FRONTAL FRONTAL FRONTAL	082001XX17050	229 €	250 €	396 €
LATERAL LATERAL LATÉRAL	082002XX17050	113 €	163 €	179 €
Acabamentos XX: FENÓLICO - Castanho (10); Faia (11); Mel (12); Wengué (13) LACADOS - Branco (20); Verde Brilho (22); Laranja Brilho (23); Violeta Brilho (24); Rubi Brilho (25); Grafite (26); Preto Brilho (27) KOUROS - Branco (31); Vermelho (32); Savana (33); Camel (34); Preto (39); OUTRO - Zebrano (35).				

ACESSÓRIOS ACCESSORIES ACCESSOIRES	REF.	
PÉS DE APOIO BANHEIRA FEET TO BATHTUB PIEDS POUR BAIGNOIRE	KT060101	12 €
ALMOFADA POLIURETANO PRETA BLACK HEADREST REPOSE-TÊTE NOIR	522305	60 €
ENCOSTO DE CABEÇA FIXO FIXED HEADREST REPOSE-TÊTE FIXE	522401	92 €
VÁLVULA DESCARGA AUTOMÁTICA AUTOMATIC DISCHARGE VALVE VIDAGE AUTOMATIQUE	071001	26 €

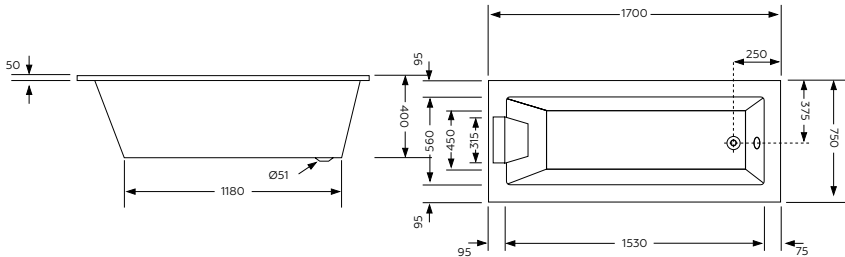
SISTEMAS ABS ABS SYSTEM SYSTÈME ABS	BANHEIRA BRANCA/JATOS CROMADOS WHITE BATHTUB/CHROMED JETS BAIGNOIRE BLANC/JETS CHROMÉS			
	6 JATOS 6 JETS 6 JETS	+3 MICROS +3 MICRO +3 MICRO	+5 MICROS** +5 MICRO** +5 MICRO**	+7 MICROS +7 MICRO +7 MICRO
E ECOLINE ECOLINE ECOLINE	612 € 26E1600151017070D/E	687 € 26E1603151017070D/E	737 € 26E16XX151017070D/E	787 € 26E1607151017070D/E
P PNEUMÁTICO SIMPLES ABS SIMPLE PNEUMATIC ABS PNEUMATIQUE SIMPLE ABS	679 € 2641600151017070D/E	754 € 2641603151017070D/E	804 € 26416XX151017070D/E	854 € 2641607151017070D/E
E ELETRÔNICO SIMPLES ABS SIMPLE ELECTRONIC ABS ELECTRONIQUE SIMPLE ABS	737 € 2661600151017070D/E	812 € 2661603151017070D/E	862 € 26616XX151017070D/E	912 € 2661607151017070D/E
	6+10 JATOS 6+10 JETS 6+10 JETS	+3 MICROS +3 MICRO +3 MICRO	+5 MICROS** +5 MICRO** +5 MICRO**	+7 MICROS +7 MICRO +7 MICRO
P PNEUMÁTICO DUPLO ABS DOUBLE PNEUMATIC ABS PNEUMATIQUE DOBLE ABS	1.068 € 26516100015101770D/E	1.143 € 26516100315101770D/E	1.193 € 2651610XX15101770D/E	1.243 € 26516100715101770D/E
E ELETRÔNICO DUPLO ABS DOUBLE ELECTRONIC ABS ELECTRONIQUE DOBLE ABS	1.256 € 26816100015101770D/E	1.331 € 26816100315101770D/E	1.381 € 2681610XX15101770D/E	1.431 € 26816100715101770D/E
K ELETRÔNICO KOMBI ABS KOMBI ELECTRONIC ABS ELECTRONIQUE KOMBI ABS	959 € 26916100015101770D/E	1.034 € 26916100315101770D/E	1.084 € 2691610XX15101770D/E	1.134 € 26916100715101770D/E

SISTEMAS LATÃO BRASS SYSTEM SYSTÈME LAITON	BANHEIRA BRANCA/JATOS CROMADOS WHITE BATHTUB/CHROMED JETS BAIGNOIRE BLANC/JETS CHROMÉS			
	6+10 JATOS 6+10 JETS 6+10 JETS	+3 MICROS +3 MICRO +3 MICRO	+5 MICROS** +5 MICRO** +5 MICRO**	+7 MICROS +7 MICRO +7 MICRO
F ELETRÔNICO DUPLO FLAT LATÃO DOUBLE ELECTRONIC FLAT BRASS ELECTRONIQUE DOBLE FLAT LAITON	1.728 € 26316100015101770D/E	1.803 € 26316100315101770D/E	1.853 € 2631610XX15101770D/E	1.903 € 26316100715101770D/E
C COMFORT LATÃO COMFORT BRASS CONFORT LAITON	-	-	-	-

OUTROS ACESSÓRIOS DE HIDROMASSAGEM OTHERS WHIRLPOOL ACCESSORIES AUTRES ACCESSOIRES DE HYDROMASSAGE	P.263
--	-------

*As banheiras equipadas com sistemas de hidromassagem em ABS ou latão incluem no preço os pés de apoio e a válvula de descarga automática | Produto fabricado por encomenda | **O conjunto de 5 microjets pode ser combinado de 2 formas: 5 costas + 0 pés (5C) ou 3 costas + 2 pés (5P) | Descontos de quantidade: 5 a 15 unidades / + de 15 unidades | Aos preços apresentados acresce IVA à taxa legal em vigor
Whirlpool bathtubs equipped with brass or ABS systems include feet to bathtub and automatic discharge valve | Product make to order | **The set of 5 microjets may be combined of two ways: 5 Back + 0 Feet (5C) or 3 Back + 2 Feet (5P)
Baignoire whirlpool équipées de systèmes de laiton ou ABS comprennent pieds pour baignoire et vidage automatique chrome | Produit fabriqué sur commande | **L'ensemble des 5 micro-jets peut être combiné de deux façons: 5Dors + 0 Pieds (5C) ou 3 Dos + 2 Pieds (5P)

PLANÍSSIMA 1700x750 p.12/p.32




tolerância / tolerance / tolérance ±1%

MODELO MODEL MODÈLE	BRANCO WHITE BLANC
BANHEIRA SIMPLES SIMPLE BATH BAIGNOIRE SIMPLE	165 € 0601151017075

PAINEL EM ACRÍLICO ACRYLIC PANEL PANNEAUX ACRYLIQUE kit fixação incluído fixing kit included kit de montage inclus	REF.	BRANCO WHITE BLANC
FRONTAL FRONTAL FRONTAL	0811011017050	79 €
LATERAL DIR/ESQ LATERAL RIGHT/LEFT LATÉRAL DROITE/GAUCHE	081102107550D/E	48 €

PAINÉIS EM MADEIRA WOOD PANEL PANNEAUX BOIS kit fixação incluído fixing kit included kit de montage inclus produção por encomenda make to order apporter à l'ordre prazo de entrega: 4 semanas delivery: 4 weeks livraison: 4 semaines	REF.	FENÓLICO PHENOLIC PHÉNOLIQUE	LACADO/ZEBRANO LACQUERED/ZEBRANO LAQUÉ/ZEBRANO	KOUROS KOUROS KOUROS
FRONTAL FRONTAL FRONTAL	082001XX17050	229 €	250 €	396 €
LATERAL LATERAL LATÉRAL	082002XX7550	113 €	171 €	213 €
Acabamentos XX: FENÓLICO - Castanho (10); Faia (11); Mel (12); Wengué (13) LACADOS - Branco (20); Verde Brilho (22); Laranja Brilho (23); Violeta Brilho (24); Rubi Brilho (25); Grafite (26); Preto Brilho (27) KOUROS - Branco (31); Vermelho (32); Savana (33); Camel (34); Preto (39); OUTRO - Zebnano (35).				

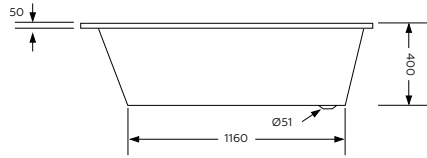
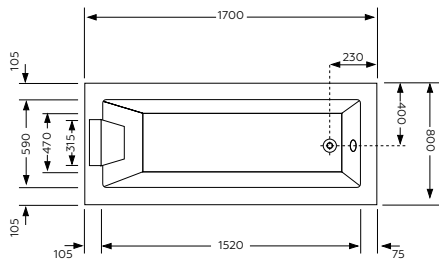
ACESSÓRIOS ACCESSORIES ACCESSOIRES	REF.	
PÉS DE APOIO BANHEIRA FEET TO BATHTUB PIEDS POUR BAIGNOIRE	KT060101	12 €
ALMOFADA POLIURETANO PRETA BLACK HEADREST REPOSE-TÊTE NOIR	522305	60 €
ENCOSTO DE CABEÇA FIXO FIXED HEADREST REPOSE-TÊTE FIXE	522401	92 €
VÁLVULA DESCARGA AUTOMÁTICA AUTOMATIC DISCHARGE VALVE VIDAGE AUTOMATIQUE	071001	26 €

SISTEMAS ABS ABS SYSTEM SYSTÈME ABS		BANHEIRA BRANCA/JATOS CROMADOS WHITE BATHTUB/CHROMED JETS BAIGNOIRE BLANC/JETS CHROMÉS			
		6 JATOS 6 JETS 6 JETS	3 MICROS 3 MICRO 3 MICRO	5 MICROS** 5 MICRO** 5 MICRO**	7 MICROS 7 MICRO 7 MICRO
	ECOLINE ECOLINE ECOLINE	619 € 26E1600151017075D/E	694 € 26E1603151017075D/E	744 € 26E16XX151017075D/E	794 € 26E1607151017075D/E
	PNEUMÁTICO SIMPLES ABS SIMPLE PNEUMATIC ABS PNEUMATIQUE SIMPLE ABS	685 € 2641600151017075D/E	760 € 2641603151017075D/E	810 € 26416XX151017075D/E	860 € 2641607151017075D/E
	ELETRÔNICO SIMPLES ABS SIMPLE ELECTRONIC ABS ELECTRONIQUE SIMPLE ABS	744 € 2661600151017075D/E	819 € 2661603151017075D/E	869 € 26616XX151017075D/E	919 € 2661607151017075D/E
		6+10 JATOS 6+10 JETS 6+10 JETS	3 MICROS 3 MICRO 3 MICRO	5 MICROS** 5 MICRO** 5 MICRO**	7 MICROS 7 MICRO 7 MICRO
	PNEUMÁTICO DUPLO ABS DOUBLE PNEUMATIC ABS PNEUMATIQUE DOBLE ABS	1.074 € 26516100015101775D/E	1.149 € 26516100315101775D/E	1.199 € 2651610XX15101775D/E	1.249 € 26516100715101775D/E
	ELETRÔNICO DUPLO ABS DOUBLE ELECTRONIC ABS ELECTRONIQUE DOBLE ABS	1.262 € 26816100015101775D/E	1.337 € 26816100315101775D/E	1.387 € 2681610XX15101775D/E	1.437 € 26816100715101775D/E
	ELETRÔNICO KOMBI ABS KOMBI ELECTRONIC ABS ELECTRONIQUE KOMBI ABS	966 € 26916100015101775D/E	1.041 € 26916100315101775D/E	1.091 € 2691610XX15101775D/E	1.141 € 26916100715101775D/E

SISTEMAS LATÃO BRASS SYSTEM SYSTÈME LAITON		BANHEIRA BRANCA/JATOS CROMADOS WHITE BATHTUB/CHROMED JETS BAIGNOIRE BLANC/JETS CHROMÉS			
		6+10 JATOS 6+10 JETS 6+10 JETS	3 MICROS 3 MICRO 3 MICRO	5 MICROS** 5 MICRO** 5 MICRO**	7 MICROS 7 MICRO 7 MICRO
	ELETRÔNICO DUPLO FLAT LATÃO DOUBLE ELECTRONIC FLAT BRASS ELECTRONIQUE DOBLE FLAT LAITON	1.734 € 26316100015101775D/E	1.809 € 26316100315101775D/E	1.859 € 2631610XX15101775D/E	1.909 € 26316100715101775D/E
	COMFORT LATÃO COMFORT BRASS COMFORT LAITON	-	-	-	-

OUTROS ACESSÓRIOS DE HIDROMASSAGEM OTHERS WHIRLPOOL ACCESSORIES AUTRES ACCESSOIRES DE HYDROMASSAGE	P.263
--	-------

*As banheiras equipadas com sistemas de hidromassagem em ABS ou latão incluem no preço os pés de apoio e a válvula de descarga automática | Produto fabricado por encomenda | **O conjunto de 5 microjatos pode ser combinado de 2 formas: 5 costas + 0 pés (5C) ou 3 costas + 2 pés (5P) | Descontos de quantidade: 5 a 15 unidades / + de 15 unidades | Aos preços apresentados acresce IVA à taxa legal em vigor
Whirlpool bathtubs equipped with brass or ABS systems include feet to bathtub and automatic discharge valve | Product make to order | **The set of 5 microjets may be combined of two ways: 5 Back + 0 Feet (5C) or 3 Back + 2 Feet (5P)
Baignoire whirlpool équipées de systèmes de laiton ou ABS comprennent pieds pour baignoire et vidage automatique chrome | Produit fabriqué sur commande | **L'ensemble des 5 micro-jets peut être combiné de deux façons: 5Dors + 0 Pieds (5C) ou 3 Dos + 2 Pieds (5P)



tolerância / tolerance / tolérance ±1%

MODELO MODEL MODÈLE	BRANCO WHITE BLANC
BANHEIRA SIMPLES SIMPLE BATH BAIGNOIRE SIMPLE	190 €
	0601151017080

PAINEL EM ACRÍLICO ACRYLIC PANEL PANNEAUX ACRYLIQUE kit fixação incluído fixing kit included kit de montage inclus	REF.	BRANCO WHITE BLANC
FRONTAL FRONTAL FRONTAL	0811011017050	79 €
LATERAL DIR/ESQ LATERAL RIGHT/LEFT LATÉRAL DROITE/GAUCHE	081102108050D/E	61 €

PAINÉIS EM MADEIRA WOOD PANEL PANNEAUX BOIS kit fixação incluído fixing kit included kit de montage inclus produção por encomenda make to order apporter à l'ordre prazo de entrega: 4 semanas delivery: 4 weeks livraison: 4 semaines	REF.	FENÓLICO PHENOLIC PHÉNOLIQUE	LACADO/ZEBRANO LACQUERED/ZEBRANO LAQUÉ/ZEBRANO	KOUROS KOUROS KOUROS
FRONTAL FRONTAL FRONTAL	082001XX17050	229 €	250 €	396 €
LATERAL LATERAL LATÉRAL	082002XX8050	113 €	183 €	213 €
Acabamentos XX: FENÓLICO - Castanho (10); Faia (11); Mel (12); Wengué (13) LACADOS - Branco (20); Verde Brilho (22); Laranja Brilho (23); Violeta Brilho (24); Rubi Brilho (25); Grafite (26); Preto Brilho (27) KOUROS - Branco (31); Vermelho (32); Savana (33); Camel (34); Preto (39); OUTRO - Zebreno (35).				

ACESSÓRIOS ACCESSORIES ACCESSOIRES	REF.
PÉS DE APOIO BANHEIRA FEET TO BATHTUB PIEDS POUR BAIGNOIRE	KT060103 15 €
ALMOFADA POLIURETANO PRETA BLACK HEADREST REPOSE-TÊTE NOIR	522305 60 €
ENCOSTO DE CABEÇA FIXO FIXED HEADREST REPOSE-TÊTE FIXE	522401 92 €
VÁLVULA DESCARGA AUTOMÁTICA AUTOMATIC DISCHARGE VALVE VIDAGE AUTOMATIQUE	071001 26 €
TORNEIRAS DE ENCASTRAR EM BANHEIRA BATH DECK MIXER MITIGEUR D'ENCASTRE EN BAIGNOIRE	P. 264

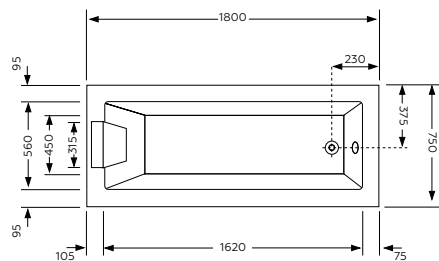
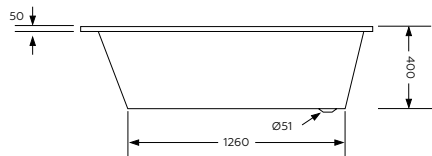
SISTEMAS ABS ABS SYSTEM SYSTÈME ABS	BANHEIRA BRANCA/JATOS CROMADOS WHITE BATHTUB/CHROMED JETS BAIGNOIRE BLANC/JETS CHROMÉS			
	6 JATOS 6 JETS 6 JETS	+3 MICROS +3 MICRO +3 MICRO	+5 MICROS** +5 MICRO** +5 MICRO**	+7 MICROS +7 MICRO +7 MICRO
ECOLINE ECOLINE ECOLINE	644 € 26E1600151017080D/E	719 € 26E1603151017080D/E	769 € 26E16XX151017080D/E	819 € 26E1607151017080D/E
PNEUMÁTICO SIMPLES ABS SIMPLE PNEUMATIC ABS PNEUMATIQUE SIMPLE ABS	710 € 2641600151017080D/E	785 € 2641603151017080D/E	835 € 26416XX151017080D/E	885 € 2641607151017080D/E
ELETRÓNICO SIMPLES ABS SIMPLE ELECTRONIC ABS ELECTRONIQUE SIMPLE ABS	769 € 2661600151017080D/E	844 € 2661603151017080D/E	894 € 26616XX151017080D/E	944 € 2661607151017080D/E
	6+10 JATOS 6+10 JETS 6+10 JETS	+3 MICROS +3 MICRO +3 MICRO	+5 MICROS** +5 MICRO** +5 MICRO**	+7 MICROS +7 MICRO +7 MICRO
PNEUMÁTICO DUPLO ABS DOUBLE PNEUMATIC ABS PNEUMATIQUE DOBLE ABS	1.099 € 26516100015101780D/E	1.174 € 26516100315101780D/E	1.224 € 2651610XX15101780D/E	1.274 € 26516100715101780D/E
ELETRÓNICO DUPLO ABS DOUBLE ELECTRONIC ABS ELECTRONIQUE DOBLE ABS	1.287 € 26816100015101780D/E	1.362 € 26816100315101780D/E	1.412 € 2681610XX15101780D/E	1.462 € 26816100715101780D/E
ELETRÓNICO KOMBI ABS KOMBI ELECTRONIC ABS ELECTRONIQUE KOMBI ABS	991 € 26916100015101780D/E	1.066 € 26916100315101780D/E	1.116 € 2691610XX15101780D/E	1.166 € 26916100715101780D/E

SISTEMAS LATÃO BRASS SYSTEM SYSTÈME LAITON	BANHEIRA BRANCA/JATOS CROMADOS WHITE BATHTUB/CHROMED JETS BAIGNOIRE BLANC/JETS CHROMÉS			
	6+10 JATOS 6+10 JETS 6+10 JETS	+3 MICROS +3 MICRO +3 MICRO	+5 MICROS** +5 MICRO** +5 MICRO**	+7 MICROS +7 MICRO +7 MICRO
ELETRÓNICO DUPLO FLAT LATÃO DOUBLE ELECTRONIC FLAT BRASS ELECTRONIQUE DOBLE FLAT LAITON	1.759 € 26316100015101780D/E	1.834 € 26316100315101780D/E	1.884 € 2631610XX15101780D/E	1.934 € 26316100715101780D/E
COMFORT LATÃO COMFORT BRASS CONFORT LAITON	-	-	-	-

OUTROS ACESSÓRIOS DE HIDROMASSAGEM OTHERS WHIRLPOOL ACCESSORIES AUTRES ACCESSOIRES DE HYDROMASSAGE	P.263
--	-------

*As banheiras equipadas com sistemas de hidromassagem em ABS ou latão incluem no preço os pés de apoio e a válvula de descarga automática | Produto fabricado por encomenda | **O conjunto de 5 microjatos pode ser combinado de 2 formas: 5 costas + 0 pés (5C) ou 3 costas + 2 pés (5P) | Descontos de quantidade: 5 a 15 unidades / + de 15 unidades | Aos preços apresentados acresce IVA à taxa legal em vigor
Whirlpool bathtubs equipped with brass or ABS systems include feet to bathtub and automatic discharge valve | Product make to order | **The set of 5 microjets may be combined of two ways: 5 Back + 0 Feet (5C) or 3 Back + 2 Feet (5P)
Baignoire whirlpool équipées de systèmes de laiton ou ABS comprennent pieds pour baignoire et vidage automatique chrome | Produit fabriqué sur commande | **L'ensemble des 5 micro-jets peut être combiné de deux façons: 5Dors + 0 Pieds (5C) ou 3 Dos + 2 Pieds (5P)

PLANÍSSIMA 1800x750 p.12/p.32



tolerância / tolerance / tolérance ±1%

MODELO MODEL MODÈLE	BRANCO WHITE BLANC
BANHEIRA SIMPLES SIMPLE BATH BAIGNOIRE SIMPLE	200 €
	0601151018075

PAINEL EM ACRÍLICO ACRYLIC PANEL PANNEAUX ACRYLIQUE kit fixação incluído fixing kit included kit de montage inclus	REF.	BRANCO WHITE BLANC
FRONTAL FRONTAL FRONTAL	0811011018050	90 €
LATERAL DIR/ESQ LATERAL RIGHT/LEFT LATÉRAL DROITE/GAUCHE	081102107550D/E	48 €

PAINÉIS EM MADEIRA WOOD PANEL PANNEAUX BOIS kit fixação incluído fixing kit included kit de montage inclus produção por encomenda make to order apporter à l'ordre prazo de entrega: 4 semanas delivery: 4 weeks livraison: 4 semaines	REF.	FENÓLICO PHENOLIC PHÉNOLIQUE	LACADO/ZEBRANO LACQUERED/ZEBRANO LAQUÉ/ZEBRANO	KOUROS KOUROS KOUROS
FRONTAL FRONTAL FRONTAL	082001XX18050	229 €	254 €	404 €
LATERAL LATERAL LATÉRAL	082002XX7550	113 €	171 €	213 €

Acabamentos XX: FENÓLICO - Castanho (10); Faia (11); Mel (12); Wengué (13) | LACADOS - Branco (20); Verde Briho (22); Laranja Briho (23); Violeta Briho (24); Rubi Briho (25); Grafite (26); Preto Briho (27) | KOUROS - Branco (31); Vermelho (32); Savana (33); Camel (34); Preto (39); | OUTRO - Zebrano (35).

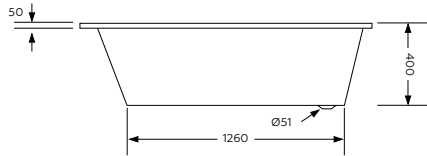
ACESSÓRIOS ACCESSORIES ACCESSOIRES	REF.
PÉS DE APOIO BANHEIRA FEET TO BATHTUB PIEDS POUR BAIGNOIRE	KT060101 12 €
ALMOFADA POLIURETANO PRETA BLACK HEADREST REPOSE-TÊTE NOIR	522305 60 €
ENCOSTO DE CABEÇA FIXO FIXED HEADREST REPOSE-TÊTE FIXE	522401 92 €
VÁLVULA DESCARGA AUTOMÁTICA AUTOMATIC DISCHARGE VALVE VIDAGE AUTOMATIQUE	071001 26 €
TORNEIRAS DE ENCASTRAR EM BANHEIRA BATH DECK MIXER MITIGEUR D'ENCASTRE EN BAIGNOIRE	P. 264

SISTEMAS ABS ABS SYSTEM SYSTÈME ABS	BANHEIRA BRANCA/JATOS CROMADOS WHITE BATHTUB/CHROMED JETS BAIGNOIRE BLANC/JETS CHROMÉS			
	6 JATOS 6 JETS	+3 MICROS +3 MICRO +3 MICRO	+5 MICROS** +5 MICRO** +5 MICRO**	+7 MICROS +7 MICRO +7 MICRO
ECOLINE ECOLINE ECOLINE	663 € 26E1600151018075D/E	738 € 26E1603151018075D/E	788 € 26E16XX151018075D/E	838 € 26E1607151018075D/E
PNEUMÁTICO SIMPLES ABS SIMPLE PNEUMATIC ABS PNEUMATIQUE SIMPLE ABS	730 € 2641600151018075D/E	805 € 2641603151018075D/E	855 € 26416XX151018075D/E	905 € 2641607151018075D/E
ELETRÔNICO SIMPLES ABS SIMPLE ELECTRONIC ABS ELECTRONIQUE SIMPLE ABS	788 € 2661600151018075D/E	863 € 2661603151018075D/E	913 € 26616XX151018075D/E	963 € 2661607151018075D/E
	6+10 JATOS 6+10 JETS 6+10 JETS	+3 MICROS +3 MICRO +3 MICRO	+5 MICROS** +5 MICRO** +5 MICRO**	+7 MICROS +7 MICRO +7 MICRO
PNEUMÁTICO DUPLO ABS DOUBLE PNEUMATIC ABS PNEUMATIQUE DOBLE ABS	1.119 € 26516100015101875D/E	1.194 € 26516100315101875D/E	1.244 € 2651610XX15101875D/E	1.294 € 26516100715101875D/E
ELETRÔNICO DUPLO ABS DOUBLE ELECTRONIC ABS ELECTRONIQUE DOBLE ABS	1.306 € 26816100015101875D/E	1.381 € 26816100315101875D/E	1.431 € 2681610XX15101875D/E	1.481 € 26816100715101875D/E
ELETRÔNICO KOMBI ABS KOMBI ELECTRONIC ABS ELECTRONIQUE KOMBI ABS	1.010 € 26916100015101875D/E	1.085 € 26916100315101875D/E	1.135 € 2691610XX15101875D/E	1.185 € 26916100715101875D/E

SISTEMAS LATÃO BRASS SYSTEM SYSTÈME LAITON	BANHEIRA BRANCA/JATOS CROMADOS WHITE BATHTUB/CHROMED JETS BAIGNOIRE BLANC/JETS CHROMÉS			
	6+10 JATOS 6+10 JETS 6+10 JETS	+3 MICROS +3 MICRO +3 MICRO	+5 MICROS** +5 MICRO** +5 MICRO**	+7 MICROS +7 MICRO +7 MICRO
ELETRÔNICO DUPLO FLAT LATÃO DOUBLE ELECTRONIC FLAT BRASS ELECTRONIQUE DOBLE FLAT LAITON	1.779 € 26316100015101875D/E	1.854 € 26316100315101875D/E	1.904 € 2631610XX15101875D/E	1.954 € 26316100715101875D/E
COMFORT LATÃO COMFORT BRASS CONFORT LAITON	-	-	-	-

OUTROS ACESSÓRIOS DE HIDROMASSAGEM OTHERS WHIRLPOOL ACCESSORIES AUTRES ACCESSOIRES DE HYDROMASSAGE	P.263
--	-------

*As banheiras equipadas com sistemas de hidromassagem em ABS ou latão incluem no preço os pés de apoio e a válvula de descarga automática | Produto fabricado por encomenda | **O conjunto de 5 microjatos pode ser combinado de 2 formas: 5 costas + 0 pés (5C) ou 3 costas + 2 pés (5P) | Descontos de quantidade: 5 a 15 unidades / + de 15 unidades | Aos preços apresentados acresce IVA à taxa legal em vigor
Whirlpool bathtubs equipped with brass or ABS systems include feet to bathtub and automatic discharge valve | Product make to order | **The set of 5 microjets may be combined of two ways: 5 Back + 0 Feet (5C) or 3 Back + 2 Feet (5P)
Baignoire whirlpool équipées de systèmes de laiton ou ABS comprennent pieds pour baignoire et vidage automatique chrome | Produit fabriqué sur commande | **L'ensemble des 5 micro-jets peut être combiné de deux façons: 5Dors + 0 Pieds (5C) ou 3 Dos + 2 Pieds (5P)



tolerância / tolerance / tolérance ±1%



MODELO | MODEL | MODÈLE BRANCO | WHITE | BLANC
 BANHEIRA SIMPLES | SIMPLE BATH | BAIGNOIRE SIMPLE 203 €
0601151018080

PAINEL EM ACRÍLICO ACRYLIC PANEL PANNEAUX ACRYLIQUE		REF.	BRANCO WHITE BLANC
kit fixação incluído fixing kit included kit de montage inclus			
FRONTAL FRONTAL FRONTAL	0811011018050		90 €
LATERAL DIR/ESQ LATERAL RIGHT/LEFT LATÉRAL DROITE/GAUCHE	081102108050D/E		61 €

PAINÉIS EM MADEIRA WOOD PANEL PANNEAUX BOIS		REF.	FENÓLICO	LACADO/ZEBRANO	KOUROS
kit fixação incluído fixing kit included kit de montage inclus			PHENOLIC	LACQUERED/ZEBRANO	KOUROS
produção por encomenda make to order apporter à l'ordre			PHÉNOLIQUE	LAQUÉ/ZEBRANO	KOUROS
prazo de entrega: 4 semanas delivery: 4 weeks livraison: 4 semaines					
FRONTAL FRONTAL FRONTAL	082001XX18050		229 €	254 €	404 €
LATERAL LATERAL LATÉRAL	082002XX8050		113 €	183 €	213 €
Acabamentos XX: FENÓLICO - Castanho (10); Faia (11); Mel (12); Wengué (13) LACADOS - Branco (20); Verde Brilho (22); Laranja Brilho (23); Violeta Brilho (24); Rubi Brilho (25); Grafite (26); Preto Brilho (27) KOUROS - Branco (31); Vermelho (32); Savana (33); Camel (34); Preto (39); OUTRO - Zebnano (35).					

ACESSÓRIOS ACCESSORIES ACCESSOIRES	REF.	
PÉS DE APOIO BANHEIRA FEET TO BATHTUB PIEDS POUR BAIGNOIRE	KT060103	15 €
ALMOFADA POLIURETANO PRETA BLACK HEADREST REPOSE-TÊTE NOIR	522305	60 €
ENCOSTO DE CABEÇA FIXO FIXED HEADREST REPOSE-TÊTE FIXE	522401	92 €
VÁLVULA DESCARGA AUTOMÁTICA AUTOMATIC DISCHARGE VALVE VIDAGE AUTOMATIQUE	071001	26 €
TORNEIRAS DE ENCASTRAR EM BANHEIRA BATH DECK MIXER MITIGEUR D'ENCASTRE EN BAIGNOIRE		P. 264

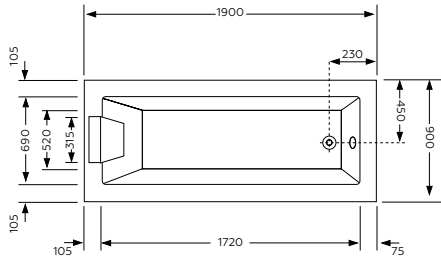
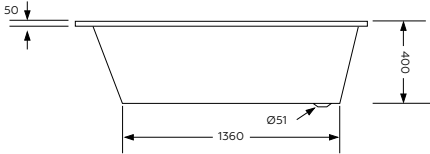
SISTEMAS ABS		BANHEIRA BRANCA/JATOS CROMADOS			
ABS SYSTEM SYSTÈME ABS		WHITE BATHUB/CHROMED JETS BAIGNOIRE BLANC/JETS CHROMÉS			
		6 JATOS 6 JETS 6 JETS	+3 MICROS +3 MICRO +3 MICRO	+5 MICROS** +5 MICRO** +5 MICRO**	+7 MICROS +7 MICRO +7 MICRO
	ECOLINE ECOLINE ECOLINE	676 € 26E1600151018080D/E	751 € 26E1603151018080D/E	801 € 26E16XX151018080D/E	851 € 26E1607151018080D/E
	PNEUMÁTICO SIMPLES ABS SIMPLE PNEUMATIC ABS PNEUMATIQUE SIMPLE ABS	742 € 2641600151018080D/E	817 € 2641603151018080D/E	867 € 26416XX151018080D/E	917 € 2641607151018080D/E
	ELETRÓNICO SIMPLES ABS SIMPLE ELECTRONIC ABS ELECTRONIQUE SIMPLE ABS	801 € 2661600151018080D/E	876 € 2661603151018080D/E	926 € 26616XX151018080D/E	976 € 2661607151018080D/E
		6+10 JATOS 6+10 JETS 6+10 JETS	+3 MICROS +3 MICRO +3 MICRO	+5 MICROS** +5 MICRO** +5 MICRO**	+7 MICROS +7 MICRO +7 MICRO
	PNEUMÁTICO DUPLO ABS DOUBLE PNEUMATIC ABS PNEUMATIQUE DOBLE ABS	1.131 € 26516100015101880D/E	1.206 € 26516100315101880D/E	1.256 € 2651610XX15101880D/E	1.306 € 26516100715101880D/E
	ELETRÓNICO DUPLO ABS DOUBLE ELECTRONIC ABS ELECTRONIQUE DOBLE ABS	1.319 € 26816100015101880D/E	1.394 € 26816100315101880D/E	1.444 € 2681610XX15101880D/E	1.494 € 26816100715101880D/E
	ELETRÓNICO KOMBI ABS KOMBI ELECTRONIC ABS ELECTRONIQUE KOMBI ABS	1.023 € 26916100015101880D/F	1.098 € 26916100315101880D/F	1.148 € 2691610XX15101880D/F	1.198 € 26916100715101880D/F

SISTEMAS LATÃO		BANHEIRA BRANCA/JATOS CROMADOS			
BRASS SYSTEM SYSTÈME LAITON		WHITE BATHUB/CHROMED JETS BAIGNOIRE BLANC/JETS CHROMÉS			
		6+10 JATOS	+3 MICROS	+5 MICROS**	+7 MICROS
		6+10 JETS 6+10 JETS	+3 MICRO +3 MICRO	+5 MICRO** +5 MICRO**	+7 MICRO +7 MICRO
	ELETRÔNICO DUPLO FLAT LATÃO DOUBLE ELECTRONIC FLAT BRASS ELECTRONIQUE DOBLE FLAT LAITON	1.791 €	1.866 €	1.916 €	1.966 €
		26316100015101880D/E	26316100315101880D/E	2631610XX15101880D/E	26316100715101880D/E
	COMFORT LATÃO COMFORT BRASS CONFORT LAITON	-	-	-	-

OUTROS ACESSÓRIOS DE HIDROMASSAGEM | OTHERS WHIRLPOOL ACCESSORIES | AUTRES ACCESSOIRES DE HYDROMASSAGE P.263

*As banheiras equipadas com sistemas de hidromassagem em ABS ou latão incluem no preço os pés de apoio e a válvula de descarga automática | Produto fabricado por encomenda | **O conjunto de 5 microjatos pode ser combinado de 2 formas: 5 costas + 0 pés (5C) ou 3 costas + 2 pés (5P) | Descontos de quantidade: 5 a 15 unidades / + de 15 unidades | Aos preços apresentados acresce IVA à taxa legal em vigor | Whirlpool bathtubs equipped with brass or ABS systems include feet to bathtub and automatic discharge valve | Product made to order | ***The set of 5 microjets may be combined of two ways: 5 Back + 0 Feet (5C) or 3 Back + 2 Feet (5P) | Baignoire whirlpool équipées de systèmes de laiton ou ABS comprennent pieds pour baignoire et vidage automatique chrome | Produit fabriqué sur commande | ***L'ensemble des 5 micro-jets peut être combiné de deux façons: 5Dors + 0 Pieds (5C) ou 3 Dos + 2 Pieds (5P)

PLANÍSSIMA 1900x900 p.12/p.32









tolerância / tolerance / tolérance ±1%



MODELO MODEL MODÈLE	BRANCO WHITE BLANC
BANHEIRA SIMPLES SIMPLE BATH BAIGNOIRE SIMPLE	298 €
	06011510119090

PAINEL EM ACRÍLICO ACRYLIC PANEL PANNEAUX ACRYLIQUE kit fixação incluído fixing kit included kit de montage inclus	REF.	BRANCO WHITE BLANC
FRONTAL FRONTAL FRONTAL	0811011019050	108 €
LATERAL DIR/ESQ LATERAL RIGHT/LEFT LATÉRAL DROITE/GAUCHE	081102109050D/E	63 €

PAINÉIS EM MADEIRA WOOD PANEL PANNEAUX BOIS kit fixação incluído fixing kit included kit de montage inclus produção por encomenda make to order apporter à l'ordre prazo de entrega: 4 semanas delivery: 4 weeks livraison: 4 semaines	REF.	FENÓLICO PHENOLIC PHÉNOLIQUE	LACADO/ZEBRANO LACQUERED/ZEBRANO LAQUÉ/ZEBRANO	KOUROS KOUROS KOUROS
FRONTAL FRONTAL FRONTAL	082001XX19050	233 €	258 €	425 €
LATERAL LATERAL LATÉRAL	082002XX9050	129 €	192 €	233 €
Acabamentos XX: FENÓLICO - Castanho (10); Faia (11); Mel (12); Wengué (13) LACADOS - Branco (20); Verde Briho (22); Laranja Briho (23); Violeta Briho (24); Rubi Briho (25); Grafite (26); Preto Briho (27) KOUROS - Branco (31); Vermelho (32); Savana (33); Camel (34); Preto (39); OUTRO - Zebrano (35).				

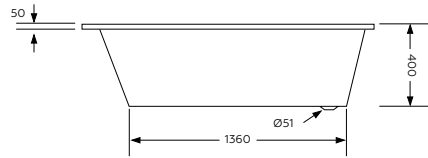
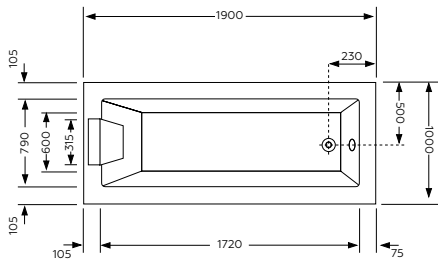
ACESSÓRIOS ACCESSORIES ACCESSOIRES	REF.	
PÉS DE APOIO BANHEIRA FEET TO BATHTUB PIEDS POUR BAIGNOIRE	KT060104	18 €
ALMOFADA POLIURETANO PRETA BLACK HEADREST REPOSE-TÊTE NOIR	522305	60 €
ENCOSTO DE CABEÇA FIXO FIXED HEADREST REPOSE-TÊTE FIXE	522401	92 €
VÁLVULA DESCARGA AUTOMÁTICA AUTOMATIC DISCHARGE VALVE VIDAGE AUTOMATIQUE	071001	26 €
TORNEIRAS DE ENCASTRAR EM BANHEIRA BATH DECK MIXER MITIGEUR D'ENCASTRE EN BAIGNOIRE		P. 264

SISTEMAS ABS ABS SYSTEM SYSTÈME ABS	BANHEIRA BRANCA/JATOS CROMADOS WHITE BATHTUB/CHROMED JETS BAIGNOIRE BLANC/JETS CHROMÉS			
	6 JATOS 6 JETS	+3 MICROS +3 MICRO +3 MICRO	+5 MICROS** +5 MICRO** +5 MICRO**	+7 MICROS +7 MICRO +7 MICRO
 ECOLINE ECOLINE ECOLINE	780 € 26E16001510119090D/E	855 € 26E16031510119090D/E	905 € 26E16XX1510119090D/E	955 € 26E16071510119090D/E
 PNEUMÁTICO SIMPLES ABS SIMPLE PNEUMATIC ABS PNEUMATIQUE SIMPLE ABS	846 € 26416001510119090D/E	921 € 26416031510119090D/E	971 € 26416XX1510119090D/E	1.021 € 26416071510119090D/E
 ELETRÔNICO SIMPLES ABS SIMPLE ELECTRONIC ABS ELECTRONIQUE SIMPLE ABS	905 € 26616001510119090D/E	980 € 26616031510119090D/E	1.030 € 26616XX1510119090D/E	1.080 € 26616071510119090D/E
	6+10 JATOS 6+10 JETS 6+10 JETS	+3 MICROS +3 MICRO +3 MICRO	+5 MICROS** +5 MICRO** +5 MICRO**	+7 MICROS +7 MICRO +7 MICRO
 PNEUMÁTICO DUPLO ABS DOUBLE PNEUMATIC ABS PNEUMATIQUE DOBLE ABS	1.235 € 26516100015101199D/E	1.310 € 26516100315101199D/E	1.360 € 2651610XX15101199D/E	1.410 € 26516100715101199D/E
 ELETRÔNICO DUPLO ABS DOUBLE ELECTRONIC ABS ELECTRONIQUE DOBLE ABS	1.423 € 26816100015101199D/E	1.498 € 26816100315101199D/E	1.548 € 2681610XX15101199D/E	1.598 € 26816100715101199D/E
 ELETRÔNICO KOMBI ABS KOMBI ELECTRONIC ABS ELECTRONIQUE KOMBI ABS	1.127 € 26916100015101199D/E	1.202 € 26916100315101199D/E	1.252 € 2691610XX15101199D/E	1.302 € 26916100715101199D/E

SISTEMAS LATÃO BRASS SYSTEM SYSTÈME LAITON	BANHEIRA BRANCA/JATOS CROMADOS WHITE BATHTUB/CHROMED JETS BAIGNOIRE BLANC/JETS CHROMÉS			
	6+10 JATOS 6+10 JETS 6+10 JETS	+3 MICROS +3 MICRO +3 MICRO	+5 MICROS** +5 MICRO** +5 MICRO**	+7 MICROS +7 MICRO +7 MICRO
 ELETRÔNICO DUPLO FLAT LATÃO DOUBLE ELECTRONIC FLAT BRASS ELECTRONIQUE DOBLE FLAT LAITON	1.896 € 26316100015101199D/E	1.971 € 26316100315101199D/E	2.021 € 2631610XX15101199D/E	2.071 € 26316100715101199D/E
 COMFORT LATÃO COMFORT BRASS CONFORT LAITON	3.747 € 26716100015101199D/E	3.822 € 26716100315101199D/E	3.872 € 2671610XX15101199D/E	3.922 € 26716100715101199D/E

OUTROS ACESSÓRIOS DE HIDROMASSAGEM OTHERS WHIRLPOOL ACCESSORIES AUTRES ACCESSOIRES DE HYDROMASSAGE	P.263
--	-------

*As banheiras equipadas com sistemas de hidromassagem em ABS ou latão incluem no preço os pés de apoio e a válvula de descarga automática | Produto fabricado por encomenda | **O conjunto de 5 microjatos pode ser combinado de 2 formas: 5 costas + 0 pés (5C) ou 3 costas + 2 pés (5P) | Descontos de quantidade: 5 a 15 unidades / + de 15 unidades | Aos preços apresentados acresce IVA à taxa legal em vigor
Whirlpool bathtubs equipped with brass or ABS systems include feet to bathtub and automatic discharge valve | Product make to order | **The set of 5 microjets may be combined of two ways: 5 Back + 0 Feet (5C) or 3 Back + 2 Feet (5P)
Baignoire whirlpool équipées de systèmes de laiton ou ABS comprennent pieds pour baignoire et vidage automatique chrome | Produit fabriqué sur commande | **L'ensemble des 5 micro-jets peut être combiné de deux façons: 5Dors + 0 Pieds (5C) ou 3 Dos + 2 Pieds (5P)



tolerância / tolerance / tolérance ±1%

MODELO MODEL MODÈLE	BRANCO WHITE BLANC
BANHEIRA SIMPLES SIMPLE BATH BAIGNOIRE SIMPLE	346 €
	060115101190100

PAINEL EM ACRÍLICO ACRYLIC PANEL PANNEAUX ACRYLIQUE kit fixação incluído fixing kit included kit de montage inclus	REF.	BRANCO WHITE BLANC
FRONTAL FRONTAL FRONTAL	0811011019050	108 €
LATERAL DIR/ESQ LATERAL RIGHT/LEFT LATÉRAL DROITE/GAUCHE	0811021010050D/E	67 €

PAINÉIS EM MADEIRA WOOD PANEL PANNEAUX BOIS kit fixação incluído fixing kit included kit de montage inclus produção por encomenda make to order apporter à l'ordre prazo de entrega: 4 semanas delivery: 4 weeks livraison: 4 semaines	REF.	FENÓLICO PHENOLIC PHÉNOLIQUE	LACADO/ZEBRANO LACQUERED/ZEBRANO LAQUÉ/ZEBRANO	KOUROS KOUROS KOUROS
FRONTAL FRONTAL FRONTAL	082001XX19050	233 €	258 €	425 €
LATERAL LATERAL LATÉRAL	082002XX10050	129 €	200 €	250 €
Acabamentos XX: FENÓLICO - Castanho (10); Faia (11); Mel (12); Wengué (13) LACADOS - Branco (20); Verde Brilho (22); Laranja Brilho (23); Violeta Brilho (24); Rubi Brilho (25); Grafite (26); Preto Brilho (27) KOUROS - Branco (31); Vermelho (32); Savana (33); Camel (34); Preto (39); OUTRO - Zebreno (35).				

ACESSÓRIOS ACCESSORIES ACCESSOIRES	REF.	
PÉS DE APOIO BANHEIRA FEET TO BATHTUB PIEDS POUR BAIGNOIRE	KT060108	20 €
ALMOFADA POLIURETANO PRETA BLACK HEADREST REPOSE-TÊTE NOIR	522305	60 €
ENCOSTO DE CABEÇA FIXO FIXED HEADREST REPOSE-TÊTE FIXE	522401	92 €
VÁLVULA DESCARGA AUTOMÁTICA AUTOMATIC DISCHARGE VALVE VIDAGE AUTOMATIQUE	071001	26 €
TORNEIRAS DE ENCASTRAR EM BANHEIRA BATH DECK MIXER MITIGEUR D'ENCASTRE EN BAIGNOIRE		P. 264

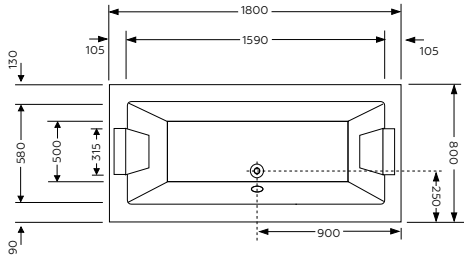
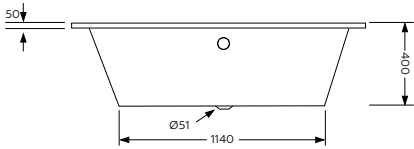
SISTEMAS ABS ABS SYSTEM SYSTÈME ABS	BANHEIRA BRANCA/JATOS CROMADOS WHITE BATHTUB/CHROMED JETS BAIGNOIRE BLANC/JETS CHROMÉS			
	6 JATOS 6 JETS 6 JETS	+3 MICROS +3 MICRO +3 MICRO	+5 MICROS** +5 MICRO** +5 MICRO**	+7 MICROS +7 MICRO +7 MICRO
E ECOLINE ECOLINE ECOLINE	827 € 26E160015101190100D/E	902 € 26E1603151190100D/E	952 € 26E16XX15101190100D/E	1.002 € 26E160715101190100D/E
P PNEUMÁTICO SIMPLES ABS SIMPLE PNEUMATIC ABS PNEUMATIQUE SIMPLE ABS	903 € 264160015101190100D/E	978 € 264160315101190100D/E	1.028 € 26416XX15101190100D/E	1.078 € 264160715101190100D/E
E ELETRÓNICO SIMPLES ABS SIMPLE ELECTRONIC ABS ELECTRONIQUE SIMPLE ABS	962 € 266160015101190100D/E	1.037 € 266160315101190100D/E	1.087 € 26616XX15101190100D/E	1.137 € 266160715101190100D/E
	6+10 JATOS 6+10 JETS 6+10 JETS	+3 MICROS +3 MICRO +3 MICRO	+5 MICROS** +5 MICRO** +5 MICRO**	+7 MICROS +7 MICRO +7 MICRO
P PNEUMÁTICO DUPLO ABS DOUBLE PNEUMATIC ABS PNEUMATIQUE DOBLE ABS	1.292 € 26516100015101191D/E	1.367 € 26516100315101191D/E	1.417 € 2651610XX15101191D/E	1.467 € 26516100715101191D/E
E ELETRÓNICO DUPLO ABS DOUBLE ELECTRONIC ABS ELECTRONIQUE DOBLE ABS	1.480 € 26816100015101191D/E	1.555 € 26816100315101191D/E	1.605 € 2681610XX15101191D/E	1.655 € 26816100715101191D/E
K ELETRÓNICO KOMBI ABS KOMBI ELECTRONIC ABS ELECTRONIQUE KOMBI ABS	1.184 € 26916100015101191D/E	1.259 € 26916100315101191D/E	1.309 € 2691610XX15101191D/E	1.359 € 26916100715101191D/E

SISTEMAS LATÃO BRASS SYSTEM SYSTÈME LAITON	BANHEIRA BRANCA/JATOS CROMADOS WHITE BATHTUB/CHROMED JETS BAIGNOIRE BLANC/JETS CHROMÉS			
	6+10 JATOS 6+10 JETS 6+10 JETS	+3 MICROS +3 MICRO +3 MICRO	+5 MICROS** +5 MICRO** +5 MICRO**	+7 MICROS +7 MICRO +7 MICRO
F ELETRÓNICO DUPLO FLAT LATÃO DOUBLE ELECTRONIC FLAT BRASS ELECTRONIQUE DOBLE FLAT LAITON	1.952 € 26316100015101191D/E	2.027 € 26316100315101191D/E	2.077 € 2631610XX15101191D/E	2.127 € 26316100715101191D/E
C COMFORT LATÃO COMFORT BRASS CONFORT LAITON	3.795 € 26716100015101191D/E	3.870 € 26716100315101191D/E	3.920 € 2671610XX15101191D/E	3.970 € 26716100715101191D/E

OUTROS ACESSÓRIOS DE HIDROMASSAGEM OTHERS WHIRLPOOL ACCESSORIES AUTRES ACCESSOIRES DE HYDROMASSAGE	P.263
--	-------

*As banheiras equipadas com sistemas de hidromassagem em ABS ou latão incluem no preço os pés de apoio e a válvula de descarga automática | Produto fabricado por encomenda | **O conjunto de 5 microjatos pode ser combinado de 2 formas: 5 costas + 0 pés (5C) ou 3 costas + 2 pés (5P) | Descontos de quantidade: 5 a 15 unidades / + de 15 unidades | Aos preços apresentados acresce IVA à taxa legal em vigor
Whirlpool bathtubs equipped with brass or ABS systems include feet to bathtub and automatic discharge valve | Product make to order | **The set of 5 microjets may be combined of two ways: 5 Back + 0 Feet (5C) or 3 Back + 2 Feet (5P)
Baignoire whirlpool équipées de systèmes de laiton ou ABS comprennent pieds pour baignoire et vidage automatique chrome | Produit fabriqué sur commande | **L'ensemble des 5 micro-jets peut être combiné de deux façons: 5Dors + 0 Pieds (5C) ou 3 Dos + 2 Pieds (5P)

PLANÍSSIMA DUO 1800x800 p.10/p.32





tolerância / tolerance / tolérance ±1%

MODELO MODEL MODÈLE	BRANCO WHITE BLANC
BANHEIRA SIMPLES SIMPLE BATH BAIGNOIRE SIMPLE	248 €
	06011510118080

PAINEL EM ACRÍLICO ACRYLIC PANEL PANNEAUX ACRYLIQUE kit fixação incluído fixing kit included kit de montage inclus	REF.	BRANCO WHITE BLANC
FRONTAL FRONTAL FRONTAL	0811011018050	90 €
LATERAL DIR/ESQ LATERAL RIGHT/LEFT LATÉRAL DROITE/GAUCHE	081102108050D/E	61 €

PAINÉIS EM MADEIRA WOOD PANEL PANNEAUX BOIS kit fixação incluído fixing kit included kit de montage inclus produção por encomenda make to order apporter à l'ordre prazo de entrega: 4 semanas delivery: 4 weeks livraison: 4 semaines	REF.	FENÓLICO PHENOLIC PHÉNOLIQUE	LACADO/ZEBRANO LACQUERED/ZEBRANO LAQUÉ/ZEBRANO	KOUROS KOUROS KOUROS
FRONTAL FRONTAL FRONTAL	082001XX18050	229 €	254 €	404 €
LATERAL LATERAL LATÉRAL	082002XX8050	113 €	183 €	213 €
Acabamentos XX: FENÓLICO - Castanho (10); Faia (11); Mel (12); Wengué (13) LACADOS - Branco (20); Verde Brilho (22); Laranja Brilho (23); Violeta Brilho (24); Rubi Brilho (25); Grafite (26); Preto Brilho (27) KOUROS - Branco (31); Vermelho (32); Savana (33); Camel (34); Preto (39); OUTRO - Zebrano (35).				

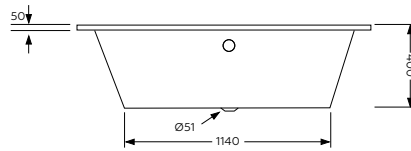
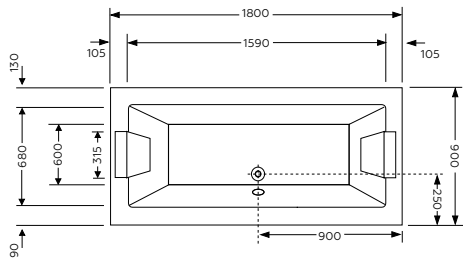
ACESSÓRIOS ACCESSORIES ACCESSOIRES	REF.
PÉS DE APOIO BANHEIRA FEET TO BATHTUB PIEDS POUR BAIGNOIRE	KT060103 15 €
ALMOFADA POLIURETANO PRETA BLACK HEADREST REPOSE-TÊTE NOIR	522304 60 €
ENCOSTO DE CABEÇA FIXO FIXED HEADREST REPOSE-TÊTE FIXE	522401 92 €
VÁLVULA DESCARGA AUTOMÁTICA AUTOMATIC DISCHARGE VALVE VIDAGE AUTOMATIQUE	071001 26 €
TORNEIRAS DE ENCASTRAR EM BANHEIRA BATH DECK MIXER MITIGEUR D'ENCASTRE EN BAIGNOIRE	P. 264

SISTEMAS ABS ABS SYSTEM SYSTÈME ABS		BANHEIRA BRANCA/JATOS CROMADOS WHITE BATHTUB/CHROMED JETS BAIGNOIRE BLANC/JETS CHROMÉS			
		6 JATOS 6 JETS 6 JETS	+3 MICROS +3 MICRO +3 MICRO	+5 MICROS** +5 MICRO** +5 MICRO**	+6 MICROS +6 MICRO +6 MICRO
	ECOLINE ECOLINE ECOLINE	739 € 26E16001510118080D/E	814 € 26E16031510118080D/E	-	889 € 26E16061510118080D/E
	PNEUMÁTICO SIMPLES ABS SIMPLE PNEUMATIC ABS PNEUMATIQUE SIMPLE ABS	815 € 26416001510118080D/E	890 € 26416031510118080D/E	-	965 € 26416061510118080D/E
	ELETRÔNICO SIMPLES ABS SIMPLE ELECTRONIC ABS ELECTRONIQUE SIMPLE ABS	873 € 26616001510118080D/E	948 € 26616031510118080D/E	-	1.023 € 26616061510118080D/E
		6+10 JATOS 6+10 JETS 6+10 JETS	+3 MICROS +3 MICRO +3 MICRO	+5 MICROS** +5 MICRO** +5 MICRO**	+6 MICROS +6 MICRO +6 MICRO
	PNEUMÁTICO DUPLO ABS DOUBLE PNEUMATIC ABS PNEUMATIQUE DOBLE ABS	1.204 € 265161000151011880D/E	1.279 € 265161003151011880D/E	-	1.354 € 265161006151011880D/E
	ELETRÔNICO DUPLO ABS DOUBLE ELECTRONIC ABS ELECTRONIQUE DOBLE ABS	1.392 € 268161000151011880D/E	1.467 € 268161003151011880D/E	-	1.542 € 268161006151011880D/E
	ELETRÔNICO KOMBI ABS KOMBI ELECTRONIC ABS ELECTRONIQUE KOMBI ABS	1.096 € 269161000151011880D/E	1.171 € 269161003151011880D/E	-	1.246 € 269161006151011880D/E

SISTEMAS LATÃO BRASS SYSTEM SYSTÈME LAITON		BANHEIRA BRANCA/JATOS CROMADOS WHITE BATHTUB/CHROMED JETS BAIGNOIRE BLANC/JETS CHROMÉS			
		6+10 JATOS 6+10 JETS 6+10 JETS	+3 MICROS +3 MICRO +3 MICRO	+5 MICROS** +5 MICRO** +5 MICRO**	+6 MICROS +6 MICRO +6 MICRO
	ELETRÔNICO DUPLO FLAT LATÃO DOUBLE ELECTRONIC FLAT BRASS ELECTRONIQUE DOBLE FLAT LAITON	1.864 € 263161000151011880D/E	1.939 € 263161003151011880D/E	-	2.014 € 263161006151011880D/E
	COMFORT LATÃO COMFORT BRASS CONFORT LAITON	-	-	-	-

OUTROS ACESSÓRIOS DE HIDROMASSAGEM OTHERS WHIRLPOOL ACCESSORIES AUTRES ACESSOIRES DE HYDROMASSAGE	P.263
---	-------

*As banheiras equipadas com sistemas de hidromassagem em ABS ou latão incluem no preço os pés de apoio e a válvula de descarga automática | Produto fabricado por encomenda | Descontos de quantidade: 5 a 15 unidades / + de 15 unidades | Aos preços apresentados acresce IVA à taxa legal em vigor
Whirlpool bathtubs equipped with brass or ABS systems include feet to bathtub and automatic discharge valve | Product make to order
Bañoire whirlpool équipés de systèmes de laiton ou ABS comprennent pieds pour baignoire et vidage automatique chrome | Produit fabriqué sur commande









tolerância / tolerance / tolérance ±1%



MODELO MODEL MODÈLE	BRANCO WHITE BLANC
BANHEIRA SIMPLES SIMPLE BATH BAIGNOIRE SIMPLE	257 €
	0601151018090

PAINEL EM ACRÍLICO ACRYLIC PANEL PANNEAUX ACRYLIQUE kit fixação incluído fixing kit included kit de montage inclus	REF.	BRANCO WHITE BLANC
FRONTAL FRONTAL FRONTAL	0811011018050	90 €
LATERAL DIR/ESQ LATERAL RIGHT/LEFT LATÉRAL DROITE/GAUCHE	081102109050D/E	63 €

PAINÉIS EM MADEIRA WOOD PANEL PANNEAUX BOIS kit fixação incluído fixing kit included kit de montage inclus produção por encomenda make to order apporter à l'ordre prazo de entrega: 4 semanas delivery: 4 weeks livraison: 4 semaines	REF.	FENÓLICO PHENOLIC PHÉNOLIQUE	LACADO/ZEBRANO LACQUERED/ZEBRANO LAQUÉ/ZEBRANO	KOUROS KOUROS KOUROS
FRONTAL FRONTAL FRONTAL	082001XX18050	229 €	254 €	404 €
LATERAL LATERAL LATÉRAL	082002XX9050	129 €	192 €	233 €
Acabamentos XX: FENÓLICO - Castanho (10); Faia (11); Mel (12); Wengué (13) LACADOS - Branco (20); Verde Brilho (22); Laranja Brilho (23); Violeta Brilho (24); Rubi Brilho (25); Grafite (26); Preto Brilho (27) KOUROS - Branco (31); Vermelho (32); Savana (33); Camel (34); Preto (39); OUTRO - Zebnano (35).				

ACESSÓRIOS ACCESSORIES ACCESSOIRES	REF.
PÉS DE APOIO BANHEIRA FEET TO BATHTUB PIEDS POUR BAIGNOIRE	KT060104 18 €
ALMOFADA POLIURETANO PRETA BLACK HEADREST REPOSE-TÊTE NOIR	522304 60 €
ENCOSTO DE CABEÇA FIXO FIXED HEADREST REPOSE-TÊTE FIXE	522401 92 €
VÁLVULA DESCARGA AUTOMÁTICA AUTOMATIC DISCHARGE VALVE VIDAGE AUTOMATIQUE	071001 26 €
TORNEIRAS DE ENCASTRAR EM BANHEIRA BATH DECK MIXER MITIGEUR D'ENCASTRE EN BAIGNOIRE	P. 264

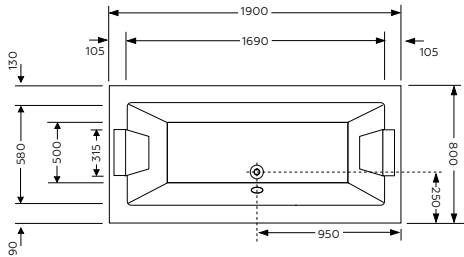
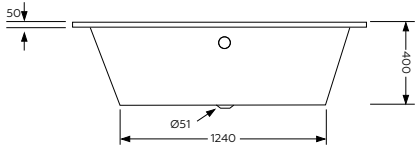
SISTEMAS ABS ABS SYSTEM SYSTÈME ABS	BANHEIRA BRANCA/JATOS CROMADOS WHITE BATHUB/CHROMED JETS BAIGNOIRE BLANC/JETS CHROMÉS			
	6 JATOS 6 JETS	+3 MICROS +3 MICRO +3 MICRO	+5 MICROS** +5 MICRO** +5 MICRO**	+6 MICROS +6 MICRO +6 MICRO
 ECOLINE ECOLINE ECOLINE	747 € 26E1600151018090D/E	822 € 26E1603151018090D/E	-	897 € 26E1606151018090D/E
 PNEUMÁTICO SIMPLES ABS SIMPLE PNEUMATIC ABS PNEUMATIQUE SIMPLE ABS	823 € 2641600151018090D/E	898 € 2641603151018090D/E	-	973 € 2641606151018090D/E
 ELETRÓNICO SIMPLES ABS SIMPLE ELECTRONIC ABS ELECTRONIQUE SIMPLE ABS	882 € 2661600151018090D/E	957 € 2661603151018090D/E	-	1.032 € 2661606151018090D/E
	6+10 JATOS 6+10 JETS 6+10 JETS	+3 MICROS +3 MICRO +3 MICRO	+5 MICROS** +5 MICRO** +5 MICRO**	+6 MICROS +6 MICRO +6 MICRO
 PNEUMÁTICO DUPLO ABS DOUBLE PNEUMATIC ABS PNEUMATIQUE DOBLE ABS	1.212 € 26516100015101890D/E	1.287 € 26516100315101890D/E	-	1.362 € 26516100615101890D/E
 ELETRÓNICO DUPLO ABS DOUBLE ELECTRONIC ABS ELECTRONIQUE DOBLE ABS	1.400 € 26816100015101890D/E	1.475 € 26816100315101890D/E	-	1.550 € 26816100615101890D/E
 ELETRÓNICO KOMBI ABS KOMBI ELECTRONIC ABS ELECTRONIQUE KOMBI ABS	1.104 € 26916100015101890D/E	1.179 € 26916100315101890D/E	-	1.254 € 26916100615101890D/E

SISTEMAS LATÃO BRASS SYSTEM SYSTÈME LAITON	BANHEIRA BRANCA/JATOS CROMADOS WHITE BATHUB/CHROMED JETS BAIGNOIRE BLANC/JETS CHROMÉS			
	6+10 JATOS 6+10 JETS 6+10 JETS	+3 MICROS +3 MICRO +3 MICRO	+5 MICROS** +5 MICRO** +5 MICRO**	+6 MICROS +6 MICRO +6 MICRO
 ELETRÓNICO DUPLO FLAT LATÃO DOUBLE ELECTRONIC FLAT BRASS ELECTRONIQUE DOBLE FLAT LAITON	1.872 € 26316100015101890D/E	1.947 € 26316100315101890D/E	-	2.022 € 26316100615101890D/E
 COMFORT LATÃO COMFORT BRASS CONFORT LAITON	-	-	-	-

OUTROS ACESSÓRIOS DE HIDROMASSAGEM OTHERS WHIRLPOOL ACCESSORIES AUTRES ACCESSOIRES DE HYDROMASSAGE	P.263
--	-------

*As banheiras equipadas com sistemas de hidromassagem em ABS ou latão incluem no preço os pés de apoio e a válvula de descarga automática | Produto fabricado por encomenda | Descontos de quantidade: 5 a 15 unidades / + de 15 unidades | Aos preços apresentados acresce IVA à taxa legal em vigor
Whirlpool bathtubs equipped with brass or ABS systems include feet to bathtub and automatic discharge valve | Product make to order
Baignoire whirlpool équipés de systèmes de laiton ou ABS comprennent pieds pour baignoire et vidage automatique chrome | Produit fabriqué sur commande

PLANÍSSIMA DUO 1900x800 p.10/p.32




tolerância / tolerance / tolérance ±1%

MODELO MODEL MODÈLE	BRANCO WHITE BLANC
BANHEIRA SIMPLES SIMPLE BATH BAIGNOIRE SIMPLE	304 €
	0601151019080

PAINEL EM ACRÍLICO ACRYLIC PANEL PANNEAUX ACRYLIQUE kit fixação incluído fixing kit included kit de montage inclus	REF.	BRANCO WHITE BLANC
FRONTAL FRONTAL FRONTAL	0811011019050	108 €
LATERAL DIR/ESQ LATERAL RIGHT/LEFT LATÉRAL DROITE/GAUCHE	081102108050D/E	61 €

PAINÉIS EM MADEIRA WOOD PANEL PANNEAUX BOIS kit fixação incluído fixing kit included kit de montage inclus produção por encomenda make to order apporter à l'ordre prazo de entrega: 4 semanas delivery: 4 weeks livraison: 4 semaines	REF.	FENÓLICO PHENOLIC PHÉNOLIQUE	LACADO/ZEBRANO LACQUERED/ZEBRANO LAQUÉ/ZEBRANO	KOUROS KOUROS KOUROS
FRONTAL FRONTAL FRONTAL	082001XX19050	233 €	258 €	425 €
LATERAL LATERAL LATÉRAL	082002XX8050	113 €	183 €	213 €
Acabamentos XX: FENÓLICO - Castanho (10); Faia (11); Mel (12); Wengué (13) LACADOS - Branco (20); Verde Briho (22); Laranja Briho (23); Violeta Briho (24); Rubi Briho (25); Grafite (26); Preto Briho (27) KOUROS - Branco (31); Vermelho (32); Savana (33); Camel (34); Preto (39); OUTRO - Zebrano (35).				

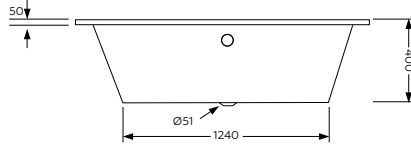
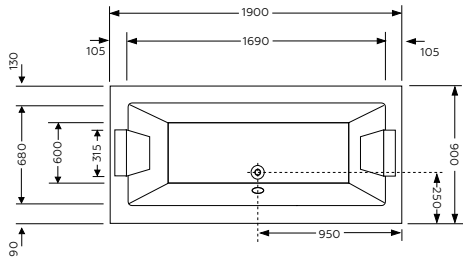
ACESSÓRIOS ACCESSORIES ACCESSOIRES	REF.	
PÉS DE APOIO BANHEIRA FEET TO BATHTUB PIEDS POUR BAIGNOIRE	KT060103	15 €
ALMOFADA POLIURETANO PRETA BLACK HEADREST REPOSE-TÊTE NOIR	522304	60 €
ENCOSTO DE CABEÇA FIXO FIXED HEADREST REPOSE-TÊTE FIXE	522401	92 €
VÁLVULA DESCARGA AUTOMÁTICA AUTOMATIC DISCHARGE VALVE VIDAGE AUTOMATIQUE	071001	26 €
TORNEIRAS DE ENCASTRAR EM BANHEIRA BATH DECK MIXER MITIGEUR D'ENCASTRE EN BAIGNOIRE		P. 264

SISTEMAS ABS ABS SYSTEM SYSTÈME ABS		BANHEIRA BRANCA/JATOS CROMADOS WHITE BATHTUB/CHROMED JETS BAIGNOIRE BLANC/JETS CHROMÉS			
		6 JATOS 6 JETS 6 JETS	+3 MICROS +3 MICRO +3 MICRO	+5 MICROS** +5 MICRO** +5 MICRO**	+6 MICROS +6 MICRO +6 MICRO
	ECOLINE ECOLINE ECOLINE	804 € 26E1600151019080D/E	879 € 26E1603151019080D/E	-	954 € 26E1606151019080D/E
	PNEUMÁTICO SIMPLES ABS SIMPLE PNEUMATIC ABS PNEUMATIQUE SIMPLE ABS	871 € 2641600151019080D/E	946 € 2641603151019080D/E	-	1.021 € 2641606151019080D/E
	ELETRÔNICO SIMPLES ABS SIMPLE ELECTRONIC ABS ELECTRONIQUE SIMPLE ABS	929 € 2661600151019080D/E	1.004 € 2661603151019080D/E	-	1.079 € 2661606151019080D/E
		6+10 JATOS 6+10 JETS 6+10 JETS	+3 MICROS +3 MICRO +3 MICRO	+5 MICROS** +5 MICRO** +5 MICRO**	+6 MICROS +6 MICRO +6 MICRO
	PNEUMÁTICO DUPLO ABS DOUBLE PNEUMATIC ABS PNEUMATIQUE DOBLE ABS	1.260 € 26516100015101980D/E	1.335 € 26516100315101980D/E	-	1.410 € 26516100615101980D/E
	ELETRÔNICO DUPLO ABS DOUBLE ELECTRONIC ABS ELECTRONIQUE DOBLE ABS	1.448 € 26816100015101980D/E	1.523 € 26816100315101980D/E	-	1.598 € 26816100615101980D/E
	ELETRÔNICO KOMBI ABS KOMBI ELECTRONIC ABS ELECTRONIQUE KOMBI ABS	1.161 € 26916100015101980D/E	1.236 € 26916100315101980D/E	-	1.311 € 26916100615101980D/E

SISTEMAS LATÃO BRASS SYSTEM SYSTÈME LAITON		BANHEIRA BRANCA/JATOS CROMADOS WHITE BATHTUB/CHROMED JETS BAIGNOIRE BLANC/JETS CHROMÉS			
		6+10 JATOS 6+10 JETS 6+10 JETS	+3 MICROS +3 MICRO +3 MICRO	+5 MICROS** +5 MICRO** +5 MICRO**	+6 MICROS +6 MICRO +6 MICRO
	ELETRÔNICO DUPLO FLAT LATÃO DOUBLE ELECTRONIC FLAT BRASS ELECTRONIQUE DOBLE FLAT LAITON	1.929 € 26316100015101980D/E	2.004 € 26316100315101980D/E	-	2.079 € 26316100615101980D/E
	COMFORT LATÃO COMFORT BRASS CONFORT LAITON	-	-	-	-

OUTROS ACESSÓRIOS DE HIDROMASSAGEM OTHERS WHIRLPOOL ACCESSORIES AUTRES ACCESSOIRES DE HYDROMASSAGE	P.263
--	-------

*As banheiras equipadas com sistemas de hidromassagem em ABS ou latão incluem no preço os pés de apoio e a válvula de descarga automática | Produto fabricado por encomenda | Descontos de quantidade: 5 a 15 unidades / + de 15 unidades | Aos preços apresentados acresce IVA à taxa legal em vigor
Whirlpool bathtubs equipped with brass or ABS systems include feet to bathtub and automatic discharge valve | Product make to order
Baignoire whirlpool équipés de systèmes de laiton ou ABS comprennent pieds pour baignoire et vidage automatique chrome | Produit fabriqué sur commande






tolerância / tolerance / tolérance ±1%



MODELO MODEL MODÈLE	BRANCO WHITE BLANC
BANHEIRA SIMPLES SIMPLE BATH BAIGNOIRE SIMPLE	324 €
	0601151019090

PAINEL EM ACRÍLICO ACRYLIC PANEL PANNEAUX ACRYLIQUE kit fixação incluído fixing kit included kit de montage inclus	REF.	BRANCO WHITE BLANC
FRONTAL FRONTAL FRONTAL	0811011019050	108 €
LATERAL DIR/ESQ LATERAL RIGHT/LEFT LATÉRAL DROITE/GAUCHE	081102109050D/E	63 €

PAINÉIS EM MADEIRA WOOD PANEL PANNEAUX BOIS kit fixação incluído fixing kit included kit de montage inclus produção por encomenda make to order apporter à l'ordre prazo de entrega: 4 semanas delivery: 4 weeks livraison: 4 semaines	REF.	FENÓLICO PHENOLIC PHÉNOLIQUE	LACADO/ZEBRANO LACQUERED/ZEBRANO LAQUÉ/ZEBRANO	KOUROS KOUROS KOUROS
FRONTAL FRONTAL FRONTAL	082001XX19050	233 €	258 €	425 €
LATERAL LATERAL LATÉRAL	082002XX9050	129 €	192 €	233 €
Acabamentos XX: FENÓLICO - Castanho (10); Faia (11); Mel (12); Wengué (13) LACADOS - Branco (20); Verde Brilho (22); Laranja Brilho (23); Violeta Brilho (24); Rubi Brilho (25); Grafite (26); Preto Brilho (27) KOUROS - Branco (31); Vermelho (32); Savana (33); Camel (34); Preto (39); OUTRO - Zebrano (35).				

ACESSÓRIOS ACCESSORIES ACCESSOIRES	REF.
PÉS DE APOIO BANHEIRA FEET TO BATHTUB PIEDS POUR BAIGNOIRE	KT060104 18 €
ALMOFADA POLIURETANO PRETA BLACK HEADREST REPOSE-TÊTE NOIR	522304 60 €
ENCOSTO DE CABEÇA FIXO FIXED HEADREST REPOSE-TÊTE FIXE	522401 92 €
VÁLVULA DESCARGA AUTOMÁTICA AUTOMATIC DISCHARGE VALVE VIDAGE AUTOMATIQUE	071001 26 €
TORNEIRAS DE ENCASTRAR EM BANHEIRA BATH DECK MIXER MITIGEUR D'ENCASTRE EN BAIGNOIRE	P. 264

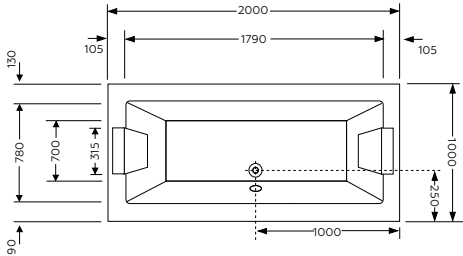
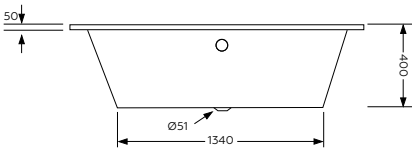
SISTEMAS ABS ABS SYSTEM SYSTÈME ABS	BANHEIRA BRANCA/JATOS CROMADOS WHITE BATHTUB/CHROMED JETS BAIGNOIRE BLANC/JETS CHROMÉS			
	6 JATOS 6 JETS	+3 MICROS +3 MICRO	+5 MICROS** +5 MICRO** +5 MICRO**	+6 MICROS +6 MICRO +6 MICRO
 ECOLINE ECOLINE ECOLINE	843 € 26E1600151019090D/E	918 € 26E1603151019090D/E	-	993 € 26E1606151019090D/E
 PNEUMÁTICO SIMPLES ABS SIMPLE PNEUMATIC ABS PNEUMATIQUE SIMPLE ABS	909 € 2641600151019090D/E	984 € 2641603151019090D/E	-	1.059 € 2641606151019090D/E
 ELETRÔNICO SIMPLES ABS SIMPLE ELECTRONIC ABS ELECTRONIQUE SIMPLE ABS	968 € 2661600151019090D/E	1.043 € 2661603151019090D/E	-	1.118 € 2661606151019090D/E
	6+10 JATOS 6+10 JETS 6+10 JETS	+3 MICROS +3 MICRO +3 MICRO	+5 MICROS** +5 MICRO** +5 MICRO**	+6 MICROS +6 MICRO +6 MICRO
 PNEUMÁTICO DUPLO ABS DOUBLE PNEUMATIC ABS PNEUMATIQUE DOBLE ABS	1.298 € 26516100015101990D/E	1.373 € 26516100315101990D/E	-	1.448 € 26516100615101990D/E
 ELETRÔNICO DUPLO ABS DOUBLE ELECTRONIC ABS ELECTRONIQUE DOBLE ABS	1.486 € 26816100015101990D/E	1.561 € 26816100315101990D/E	-	1.636 € 26816100615101990D/E
 ELETRÔNICO KOMBI ABS KOMBI ELECTRONIC ABS ELECTRONIQUE KOMBI ABS	1.199 € 26916100015101990D/E	1.274 € 26916100315101990D/E	-	1.349 € 26916100615101990D/E

SISTEMAS LATÃO BRASS SYSTEM SYSTÈME LAITON	BANHEIRA BRANCA/JATOS CROMADOS WHITE BATHTUB/CHROMED JETS BAIGNOIRE BLANC/JETS CHROMÉS			
	6+10 JATOS 6+10 JETS 6+10 JETS	+3 MICROS +3 MICRO +3 MICRO	+5 MICROS** +5 MICRO** +5 MICRO**	+6 MICROS +6 MICRO +6 MICRO
 ELETRÔNICO DUPLO FLAT LATÃO DOUBLE ELECTRONIC FLAT BRASS ELECTRONIQUE DOBLE FLAT LAITON	1.977 € 26316100015101990D/E	2.052 € 26316100315101990D/E	-	2.127 € 26316100615101990D/E
 COMFORT LATÃO COMFORT BRASS CONFORT LAITON	3.773 € 26716100015101990D/E	3.848 € 26716100315101990D/E	-	3.948 € 26716100615101990D/E

OUTROS ACESSÓRIOS DE HIDROMASSAGEM OTHERS WHIRLPOOL ACCESSORIES AUTRES ACCESSOIRES DE HYDROMASSAGE	P.263
--	-------

*As banheiras equipadas com sistemas de hidromassagem em ABS ou latão incluem no preço os pés de apoio e a válvula de descarga automática | Produto fabricado por encomenda | Descontos de quantidade: 5 a 15 unidades / + de 15 unidades | Aos preços apresentados acresce IVA à taxa legal em vigor
Whirlpool bathtubs equipped with brass or ABS systems include feet to bathtub and automatic discharge valve | Product make to order
Baignoire whirlpool équipés de systèmes de laiton ou ABS comprennent pieds pour baignoire et vidage automatique chrome | Produit fabriqué sur commande

PLANÍSSIMA DUO 2000x1000 p.10/p.32



tolerância / tolerance / tolérance ±1%



MODELO MODEL MODÈLE	BRANCO WHITE BLANC
BANHEIRA SIMPLES SIMPLE BATH BAIGNOIRE SIMPLE	400 €
	06011510200100

PAINEL EM ACRÍLICO ACRYLIC PANEL PANNEAUX ACRYLIQUE kit fixação incluído fixing kit included kit de montage inclus	REF.	BRANCO WHITE BLANC
FRONTAL FRONTAL FRONTAL	0811011020050	117 €
LATERAL DIR/ESQ LATERAL RIGHT/LEFT LATÉRAL DROITE/GAUCHE	0811021010050D/E	67 €

PAINÉIS EM MADEIRA WOOD PANEL PANNEAUX BOIS kit fixação incluído fixing kit included kit de montage inclus produção por encomenda make to order apporter à l'ordre prazo de entrega: 4 semanas delivery: 4 weeks livraison: 4 semaines	REF.	FENÓLICO PHENOLIC PHÉNOLIQUE	LACADO/ZEBRANO LACQUERED/ZEBRANO LAQUÉ/ZEBRANO	KOUROS KOUROS KOUROS
FRONTAL FRONTAL FRONTAL	082001XX20050	238 €	267 €	433 €
LATERAL LATERAL LATÉRAL	082002XX10050	129 €	200 €	250 €
Acabamentos XX: FENÓLICO - Castanho (10); Faia (11); Mel (12); Wengué (13) LACADOS - Branco (20); Verde Brilho (22); Laranja Brilho (23); Violeta Brilho (24); Rubi Brilho (25); Grafite (26); Preto Brilho (27) KOUROS - Branco (31); Vermelho (32); Savana (33); Camel (34); Preto (39); OUTRO - Zebrano (35).				

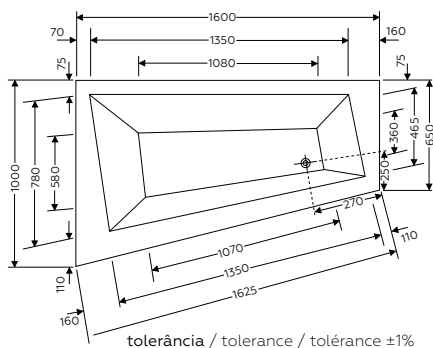
ACESSÓRIOS ACCESSORIES ACCESSOIRES	REF.	
PÉS DE APOIO BANHEIRA FEET TO BATHTUB PIEDS POUR BAIGNOIRE	KT060108	20 €
ALMOFADA POLIURETANO PRETA BLACK HEADREST REPOSE-TÊTE NOIR	522304	60 €
ENCOSTO DE CABEÇA FIXO FIXED HEADREST REPOSE-TÊTE FIXE	522401	92 €
VÁLVULA DESCARGA AUTOMÁTICA AUTOMATIC DISCHARGE VALVE VIDAGE AUTOMATIQUE	071001	26 €
TORNEIRAS DE ENCASTRAR EM BANHEIRA BATH DECK MIXER MITIGEUR D'ENCASTRE EN BAIGNOIRE		P. 264

SISTEMAS ABS ABS SYSTEM SYSTÈME ABS		BANHEIRA BRANCA/JATOS CROMADOS WHITE BATHTUB/CHROMED JETS BAIGNOIRE BLANC/JETS CHROMÉS			
		6 JATOS 6 JETS 6 JETS	+3 MICROS +3 MICRO +3 MICRO	+5 MICROS** +5 MICRO** +5 MICRO**	+6 MICROS +6 MICRO +6 MICRO
	ECOLINE ECOLINE ECOLINE	1.067 € 26E16001510200100D/E	1.142 € 26E16031510200100D/E	-	1.217 € 26E16061510200100D/E
	PNEUMÁTICO SIMPLES ABS SIMPLE PNEUMATIC ABS PNEUMATIQUE SIMPLE ABS	1.159 € 26416001510200100D/E	1.234 € 26416031510200100D/E	-	1.309 € 26416061510200100D/E
	ELETRÔNICO SIMPLES ABS SIMPLE ELECTRONIC ABS ELECTRONIQUE SIMPLE ABS	1.252 € 26616001510200100D/E	1.327 € 26616031510200100D/E	-	1.402 € 26616061510200100D/E
		6+10 JATOS 6+10 JETS 6+10 JETS	+3 MICROS +3 MICRO +3 MICRO	+5 MICROS** +5 MICRO** +5 MICRO**	+6 MICROS +6 MICRO +6 MICRO
	PNEUMÁTICO DUPLO ABS DOUBLE PNEUMATIC ABS PNEUMATIQUE DOBLE ABS	1.567 € 2651610001510200D/E	1.642 € 2651610031510200D/E	-	1.717 € 2651610061510200D/E
	ELETRÔNICO DUPLO ABS DOUBLE ELECTRONIC ABS ELECTRONIQUE DOBLE ABS	1.747 € 2681610001510200D/E	1.822 € 2681610031510200D/E	-	1.897 € 2681610061510200D/E
	ELETRÔNICO KOMBI ABS KOMBI ELECTRONIC ABS ELECTRONIQUE KOMBI ABS	1.349 € 2691610001510200D/E	1.424 € 2691610031510200D/E	-	1.499 € 2691610061510200D/E

SISTEMAS LATÃO BRASS SYSTEM SYSTÈME LAITON		BANHEIRA BRANCA/JATOS CROMADOS WHITE BATHTUB/CHROMED JETS BAIGNOIRE BLANC/JETS CHROMÉS			
		6+10 JATOS 6+10 JETS 6+10 JETS	+3 MICROS +3 MICRO +3 MICRO	+5 MICROS** +5 MICRO** +5 MICRO**	+6 MICROS +6 MICRO +6 MICRO
	ELETRÔNICO DUPLO FLAT LATÃO DOUBLE ELECTRONIC FLAT BRASS ELECTRONIQUE DOBLE FLAT LAITON	2.118 € 2631610001510200D/E	2.193 € 2631610031510200D/E	-	2.268 € 2631610061510200D/E
	COMFORT LATÃO COMFORT BRASS CONFORT LAITON	3.849 € 2671610001510200D/E	3.924 € 2671610031510200D/E	-	4.024 € 2671610061510200D/E

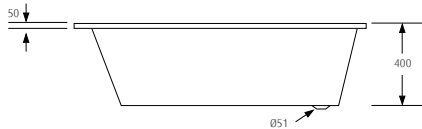
OUTROS ACESSÓRIOS DE HIDROMASSAGEM OTHERS WHIRLPOOL ACCESSORIES AUTRES ACCESSOIRES DE HYDROMASSAGE	P.263
--	-------

*As banheiras equipadas com sistemas de hidromassagem em ABS ou latão incluem no preço os pés de apoio e a válvula de descarga automática | Produto fabricado por encomenda | Descontos de quantidade: 5 a 15 unidades / + de 15 unidades | Aos preços apresentados acresce IVA à taxa legal em vigor
Whirlpool bathtubs equipped with brass or ABS systems include feet to bathtub and automatic discharge valve | Product make to order
Baignoire whirlpool équipés de systèmes de laiton ou ABS comprennent pieds pour baignoire et vidage automatique chrome | Produit fabriqué sur commande



PLANÍSSIMA CANTO 1600x1000x650

p.6-9/p.32-33



esquerda
left / gauche

direita
right / droite

MODELO | MODEL | MODÈLE

BRANCO | WHITE | BLANC

BANHEIRA SIMPLES | SIMPLE BATH | BAIGNOIRE SIMPLE

330 €

06021510160100D/E

PAINÉIS EM MADEIRA | WOOD PANEL | PANNEAUX BOIS
kit fixação incluído | fixing kit included | kit de montage inclus
produção por encomenda | make to order | apporter à l'ordre
prazo de entrega: 4 semanas | delivery: 4 weeks | livraison: 4 semaines

LAMINADO BRANCO
WHITE LAMINATE
LAMINÉ BLANC

FENÓLICO
PHENOLIC
PHÉNOLIQUE

ENVERNIZADO
VARNISHED
VERNI

LACADO/ZEBRANO
LACQUERED/ZEBRANO
LAQUÉ/ZEBRANO

KOUROS
KOUROS
KOUROS

FRONTAL FRONTAL FRONTAL	082201XX160100D/E	150 €	229 €	229 €	254 €	404 €
LATERAL 650mm LATERAL 650mm LATÉRAL 650mm	082202XX653D/E	75 €	113 €	113 €	163 €	179 €
LATERAL 1000mm LATERAL 1000mm LATÉRAL 1000mm	082203XX100D/E	90 €	129 €	129 €	200 €	250 €
DEGRAU INTEGRAL INTEGRAL STEP ÉTAPE INTEGRALE	0833 (00Dir) (01Esq) XX	-	-	354 €	442 €	546 €
DEGRAU PARCIAL PARTIAL STEP ÉTAPE PARTIELLE	0832 (00Dir) (01Esq) XX	-	-	296 €	379 €	483 €
MÓDULO GAVETAS DRAWER UNIT UNITÉ DE TIROIRS	0850XX550650500	-	-	596 €	596 €	675 €

Acabamentos XX: LAMINADO BRANCO | FENÓLICO/ENVERNIZADO - Castanho (10); Faia (11); Mel (12); Wengué (13); Branco (14) | LACADOS - Branco (20); Verde Brilho (22); Laranja Brilho (23); Violeta Brilho (24); Rubi Brilho (25); Grafite (26); Preto Brilho (27) | KOUROS - Branco (31); Vermelho (32); Savana (33); Camel (34); Preto (39); | OUTRO - Zebbrano (35).

ACESSÓRIOS | ACCESSORIES | ACCESSOIRES

REF.

PÉS DE APOIO BANHEIRA FEET TO BATHTUB PIEDS POUR BAIGNOIRE	KT060109	20 €
ALMOFADA POLIURETANO PRETA BLACK HEADREST REPOSE-TÊTE NOIR	522304	60 €
VÁLVULA DESCARGA AUTOMÁTICA AUTOMATIC DISCHARGE VALVE VIDAGE AUTOMATIQUE	071001	26 €
TORNEIRAS DE ENCASTRAR EM BANHEIRA BATH DECK MIXER MITIGEUR D'ENCASTRE EN BAIGNOIRE	P. 264	

SISTEMAS ABS

ABS SYSTEM | SYSTÈME ABS

BANHEIRA BRANCA/JATOS CROMADOS

WHITE BATHUB/CHROMED JETS | BAIGNOIRE BLANC/JETS CHROMÉS

	6 JATOS 6 JETS 6 JETS	+3 MICROS +3 MICRO +3 MICRO	+5 MICROS** +5 MICRO** +5 MICRO**	+7 MICROS +7 MICRO +7 MICRO
E ECOLINE ECOLINE ECOLINE	849 € 26E16001510160100D/E	924 € 26E16031510160100D/E	974 € 26E16XX1510160100D/E	1.024 € 26E16071510160100D/E
P PNEUMÁTICO SIMPLES ABS SIMPLE PNEUMATIC ABS PNEUMATIQUE SIMPLE ABS	915 € 26416001510160100D/E	990 € 26416031510160100D/E	1.040 € 26416XX1510160100D/E	1.090 € 26416071510160100D/E
E ELETRÔNICO SIMPLES ABS SIMPLE ELECTRONIC ABS ELECTRONIQUE SIMPLE ABS	974 € 26616001510160100D/E	1.049 € 26616031510160100D/E	1.099 € 26616XX1510160100D/E	1.149 € 26616071510160100D/E
	6+10 JATOS 6+10 JETS 6+10 JETS	+3 MICROS +3 MICRO +3 MICRO	+5 MICROS** +5 MICRO** +5 MICRO**	+7 MICROS +7 MICRO +7 MICRO
P PNEUMÁTICO DUPLO ABS DOUBLE PNEUMATIC ABS PNEUMATIQUE DOBLE ABS	1.304 € 26516100015101610D/E	1.379 € 26516100315101610D/E	1.429 € 2651610XX15101610D/E	1.479 € 26516100715101610D/E
E ELETRÔNICO DUPLO ABS DOUBLE ELECTRONIC ABS ELECTRONIQUE DOBLE ABS	1.492 € 26816100015101610D/E	1.567 € 26816100315101610D/E	1.617 € 2681610XX15101610D/E	1.667 € 26816100715101610D/E
K ELETRÔNICO KOMBI ABS KOMBI ELECTRONIC ABS ELECTRONIQUE KOMBI ABS	1.205 € 26916100015101610D/E	1.280 € 26916100315101610D/E	1.330 € 2691610XX15101610D/E	1.380 € 26916100715101610D/E

SISTEMAS LATÃO

BRASS SYSTEM | SYSTÈME LAITON

BANHEIRA BRANCA/JATOS CROMADOS

WHITE BATHUB/CHROMED JETS | BAIGNOIRE BLANC/JETS CHROMÉS

	6+10 JATOS 6+10 JETS 6+10 JETS	+3 MICROS +3 MICRO +3 MICRO	+5 MICROS** +5 MICRO** +5 MICRO**	+7 MICROS +7 MICRO +7 MICRO
F ELETRÔNICO DUPLO FLAT LATÃO DOUBLE ELECTRONIC FLAT BRASS ELECTRONIQUE DOBLE FLAT LAITON	1.983 € 26316100015101610D/E	2.058 € 26316100315101610D/E	2.108 € 2631610XX15101610D/E	2.158 € 26316100715101610D/E
C COMFORT LATÃO COMFORT BRASS CONFORT LAITON	-	-	-	-

OUTROS ACESSÓRIOS DE HIDROMASSAGEM | OTHERS WHIRLPOOL ACCESSORIES | AUTRES ACCESSOIRES DE HYDROMASSAGE

P.263

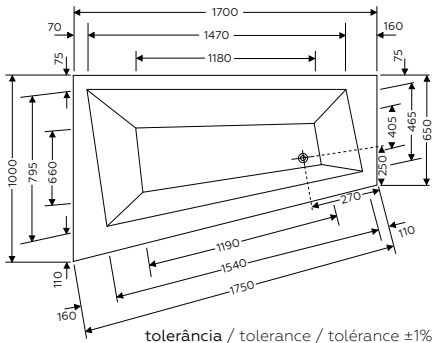

*As banheiras equipadas com sistemas de hidromassagem em ABS ou latão incluem no preço os pés de apoio e a válvula de descarga automática | Produto fabricado por encomenda | **O conjunto de 5 microjets pode ser combinado de 2 formas: 5 costas + 0 pés (5C) ou 3 costas + 2 pés (5P) | Descontos de quantidade: 5 a 15 unidades / + de 15 unidades | Aos preços apresentados acresce IVA à taxa legal em vigor
Whirlpool bathtubs equipped with brass or ABS systems include feet to bathtub and automatic discharge valve | Product make to order | **The set of 5 microjets may be combined of two ways: 5 Back + 0 Feet (5C) or 3 Back + 2 Feet (5P)
Baignoire whirlpool équipées de systèmes de laiton ou ABS comprennent pieds pour baignoire et vidage automatique chrome | Produit fabriqué sur commande | **L'ensemble des 5 micro-jets peut être combiné de deux façons: 5Dors + 0 Pieds (5C) ou 3 Dors + 2 Pieds (5P)

PLANÍSSIMA CANTO 1700x1000x650 p.6-9/p.32-33



esquerda
left / gauche

direita
right / droite





tolerância / tolerance / tolérance ±1%

MODELO MODEL MODÈLE	BRANCO WHITE BLANC
BANHEIRA SIMPLES SIMPLE BATH BAIGNOIRE SIMPLE	340 €
	06021510170100D/E

PAINÉIS EM MADEIRA WOOD PANEL PANNEAUX BOIS kit fixação incluído fixing kit included kit de montage inclus produção por encomenda make to order apporter à l'ordre prazo de entrega: 4 semanas delivery: 4 weeks livraison: 4 semaines		LAMINADO BRANCO WHITE LAMINATE LAMINÉ BLANC	FENÓLICO PHENOLIC PHÉNOLIQUE	ENVERNIZADO VARNISHED VERNI	LACADO/ZEBRANO LACQUERED/ZEBRANO LAQUÉ/ZEBRANO	KOUROS KOUROS KOUROS
FRONTAL FRONTAL FRONTAL	082201XX160100D/E	150 €	229 €	229 €	254 €	404 €
LATERAL 650mm LATERAL 650mm LATÉRAL 650mm	082202XX653D/E	75 €	113 €	113 €	163 €	179 €
LATERAL 1000mm LATERAL 1000mm LATÉRAL 1000mm	082203XX100D/E	90 €	129 €	129 €	200 €	250 €
DEGRAU INTEGRAL INTEGRAL STEP ÉTAPE INTEGRALE	0833 (00Dir) (01Esq) XX	-	-	354 €	442 €	546 €
DEGRAU PARCIAL PARTIAL STEP ÉTAPE PARTIELLE	0832 (00Dir) (01Esq) XX	-	-	296 €	379 €	483 €
MÓDULO GAVETAS DRAWER UNIT UNITÉ DE TIROIRS	0850XX550650500	-	-	596 €	596 €	675 €
Acabamentos XX: LAMINADO BRANCO FENÓLICO/ENVERNIZADO - Castanho (10); Faia (11); Mel (12); Wengué (13); Branco (14) LACADOS - Branco (20); Verde Brilho (22); Laranja Brilho (23); Violeta Brilho (24); Rubi Brilho (25); Grafite (26); Preto Brilho (27) KOUROS - Branco (31); Vermelho (32); Savana (33); Camel (34); Preto (39); OUTRO - Zebano (35).						

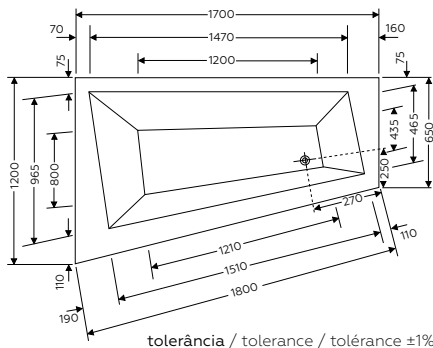
ACESSÓRIOS ACCESSORIES ACCESSOIRES	REF.	
PÉS DE APOIO BANHEIRA FEET TO BATHTUB PIEDS POUR BAIGNOIRE	KT060109	20 €
ALMOFADA POLIURETANO PRETA BLACK HEADREST REPOSE-TÊTE NOIR	522304	60 €
VÁLVULA DESCARGA AUTOMÁTICA AUTOMATIC DISCHARGE VALVE VIDAGE AUTOMATIQUE	071001	26 €
TORNEIRAS DE ENCASTRAR EM BANHEIRA BATH DECK MIXER MITIGEUR D'ENCASTRE EN BAIGNOIRE		P. 264

SISTEMAS ABS ABS SYSTEM SYSTÈME ABS		BANHEIRA BRANCA/JATOS CROMADOS WHITE BATHTUB/CHROMED JETS BAIGNOIRE BLANC/JETS CHROMÉS			
		6 JATOS 6 JETS 6 JETS	+3 MICROS +3 MICRO +3 MICRO	+5 MICROS** +5 MICRO** +5 MICRO**	+7 MICROS +7 MICRO +7 MICRO
	ECOLINE ECOLINE ECOLINE	859 € 26E16001510170100D/E	934 € 26E16031510170100D/E	984 € 26E16XX1510170100D/E	1.034 € 26E16071510170100D/E
	PNEUMÁTICO SIMPLES ABS SIMPLE PNEUMATIC ABS PNEUMATIQUE SIMPLE ABS	925 € 26416001510170100D/E	1.000 € 26416031510170100D/E	1.050 € 26416XX1510170100D/E	1.100 € 26416071510170100D/E
	ELETRÔNICO SIMPLES ABS SIMPLE ELECTRONIC ABS ELECTRONIQUE SIMPLE ABS	984 € 26616001510170100D/E	1.059 € 26616031510170100D/E	1.109 € 26616XX1510170100D/E	1.159 € 26616071510170100D/E
		6+10 JATOS 6+10 JETS 6+10 JETS	+3 MICROS +3 MICRO +3 MICRO	+5 MICROS** +5 MICRO** +5 MICRO**	+7 MICROS +7 MICRO +7 MICRO
	PNEUMÁTICO DUPLO ABS DOUBLE PNEUMATIC ABS PNEUMATIQUE DOBLE ABS	1.314 € 26516100015101710D/E	1.389 € 26516100315101710D/E	1.439 € 2651610XX15101710D/E	1.489 € 26516100715101710D/E
	ELETRÔNICO DUPLO ABS DOUBLE ELECTRONIC ABS ELECTRONIQUE DOBLE ABS	1.502 € 26816100015101710D/E	1.577 € 26816100315101710D/E	1.627 € 2681610XX15101710D/E	1.677 € 26816100715101710D/E
	ELETRÔNICO KOMBI ABS KOMBI ELECTRONIC ABS ELECTRONIQUE KOMBI ABS	1.215 € 26916100015101710D/E	1.290 € 26916100315101710D/E	1.340 € 2691610XX15101710D/E	1.390 € 26916100715101710D/E


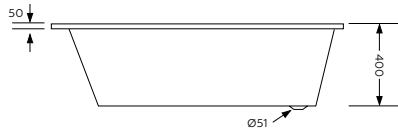
SISTEMAS LATÃO		BANHEIRA BRANCA/JATOS CROMADOS			
BRASS SYSTEM SYSTÈME LAITON		WHITE BATHTUB/CHROMED JETS BAIGNOIRE BLANC/JETS CHROMÉS			
		6+10 JATOS	+3 MICROS	+5 MICROS**	+7 MICROS
		6+10 JETS 6+10 JETS	+3 MICRO +3 MICRO	+5 MICRO** +5 MICRO**	+7 MICRO +7 MICRO
	ELETRÔNICO DUPLO FLAT LATÃO	1.993 €	2.068 €	2.118 €	2.168 €
	DOUBLE ELECTRONIC FLAT BRASS				
ELECTRONIQUE DOBLE FLAT LAITON		26316100015101710D/E	26316100315101710D/E	2631610XX15101710D/E	26316100715101710D/E
	COMFORT LATÃO	3.789 €	3.864 €	3.914 €	3.725 €
	COMFORT BRASS				
COMFORT LAITON		26716100015101710D/E	26716100315101710D/E	2671610XX15101710D/E	26716100715101710D/E

OUTROS ACESSÓRIOS DE HIDROMASSAGEM OTHERS WHIRLPOOL ACCESSORIES AUTRES ACCESSOIRES DE HYDROMASSAGE	P.263
--	-------

*As banheiras equipadas com sistemas de hidromassagem em ABS ou latão incluem no preço os pés de apoio e a válvula de descarga automática | Produto fabricado por encomenda | **O conjunto de 5 microjatos pode ser combinado de 2 formas: 5 costas + 0 pés (5C) ou 3 costas + 2 pés (5P) | Descontos de quantidade: 5 a 15 unidades / + de 15 unidades | Aos preços apresentados acresce IVA à taxa legal em vigor
Whirlpool bathtubs equipped with brass or ABS systems include feet to bathtub and automatic discharge valve | Product make to order | **The set of 5 microjets may be combined of two ways: 5 Back + 0 Feet (5C) or 3 Back + 2 Feet (5P)
Baignoire whirlpool équipées de systèmes de laiton ou ABS comprennent pieds pour baignoire et vidage automatique chrome | Produit fabriqué sur commande | **L'ensemble des 5 micro-jets peut être combiné de deux façons: 5Dors + 0 Pieds (5C) ou 3 Dos + 2 Pieds (5P)



p.6-9/p.32-33 PLANÍSSIMA CANTO 1700x1200x650



esquerda
left / gauche

direita
right / droite

MODELO MODEL MODÈLE	BRANCO WHITE BLANC
BANHEIRA SIMPLES SIMPLE BATH BAIGNOIRE SIMPLE	350 €
	06021510170120D/E

PAINÉIS EM MADEIRA WOOD PANEL PANNEAUX BOIS kit fixação incluído fixing kit included kit de montage inclus produção por encomenda make to order apporter à l'ordre prazo de entrega: 4 semanas delivery: 4 weeks livraison: 4 semaines	LAMINADO BRANCO WHITE LAMINATE LAMINÉ BLANC	FENÓLICO PHENOLIC PHÉNOLIQUE	ENVERNIZADO VARNISHED VERNI	LACADO/ZEBRANO LACQUERED/ZEBRANO LAQUÉ/ZEBRANO	KOUROS KOUROS KOUROS
FRONTAL FRONTAL FRONTAL	082201XX160100D/E	150 €	229 €	229 €	254 € 404 €
LATERAL 650mm LATERAL 650mm LATÉRAL 650mm	082202XX653D/E	75 €	113 €	113 €	163 € 179 €
LATERAL 1000mm LATERAL 1000mm LATÉRAL 1000mm	082203XX100D/E	90 €	165 €	165 €	217 € 288 €
DEGRAU INTEGRAL INTEGRAL STEP ÉTAPE INTEGRALE	0833 (00Dir) (01Esq) XX	-	-	354 €	442 € 546 €
DEGRAU PARCIAL PARTIAL STEP ÉTAPE PARTIELLE	0832 (00Dir) (01Esq) XX	-	-	296 €	379 € 483 €
MÓDULO GAVETAS DRAWER UNIT UNITÉ DE TIROIRS	0850XX550650500	-	-	596 €	596 € 675 €
Acabamentos XX: LAMINADO BRANCO FENÓLICO/ENVERNIZADO - Castanho (10); Faia (11); Mel (12); Wengué (13); Branco (14) LACADOS - Branco (20); Verde Brilho (22); Laranja Brilho (23); Violeta Brilho (24); Rubi Brilho (25); Grafite (26); Preto Brilho (27) KOUROS - Branco (31); Vermelho (32); Savana (33); Camel (34); Preto (39); OUTRO - Zebrano (35).					

ACESSÓRIOS ACCESSORIES ACCESSOIRES	REF.
PÉS DE APOIO BANHEIRA FEET TO BATHTUB PIEDS POUR BAIGNOIRE	KT060111 20 €
ALMOFADA POLIURETANO PRETA BLACK HEADREST REPOSE-TÊTE NOIR	522304 60 €
VÁLVULA DESCARGA AUTOMÁTICA AUTOMATIC DISCHARGE VALVE VIDAGE AUTOMATIQUE	071001 26 €
TORNEIRAS DE ENCASTRAR EM BANHEIRA BATH DECK MIXER MITIGEUR D'ENCASTRE EN BAIGNOIRE	P. 264

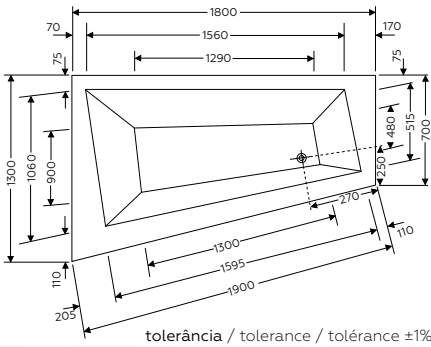
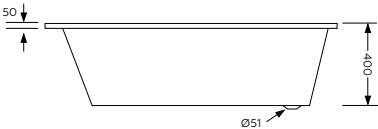
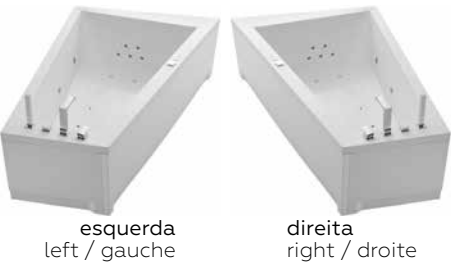
SISTEMAS ABS ABS SYSTEM SYSTÈME ABS	BANHEIRA BRANCA/JATOS CROMADOS WHITE BATHUB/CHROMED JETS BAIGNOIRE BLANC/JETS CHROMÉS			
	6 JATOS 6 JETS 6 JETS	+3 MICROS +3 MICRO +3 MICRO	+5 MICROS** +5 MICRO** +5 MICRO**	+7 MICROS +7 MICRO +7 MICRO
 ECOLINE ECOLINE ECOLINE	869 € 26E16001510170120D/E	944 € 26E16031510170120D/E	994 € 26E16XX1510170120D/E	1.044 € 26E16071510170120D/E
 PNEUMÁTICO SIMPLES ABS SIMPLE PNEUMATIC ABS PNEUMATIQUE SIMPLE ABS	935 € 26416001510170120D/E	1.010 € 26416031510170120D/E	1.060 € 26416XX1510170120D/E	1.110 € 26416071510170120D/E
 ELETRÔNICO SIMPLES ABS SIMPLE ELECTRONIC ABS ELECTRONIQUE SIMPLE ABS	994 € 26616001510170120D/E	1.069 € 26616031510170120D/E	1.119 € 26616XX1510170120D/E	1.169 € 26616071510170120D/E
	6+10 JATOS 6+10 JETS 6+10 JETS	+3 MICROS +3 MICRO +3 MICRO	+5 MICROS** +5 MICRO** +5 MICRO**	+7 MICROS +7 MICRO +7 MICRO
 PNEUMÁTICO DUPLO ABS DOUBLE PNEUMATIC ABS PNEUMATIQUE DOBLE ABS	1.324 € 26516100015101712D/E	1.399 € 26516100315101712D/E	1.449 € 2651610XX15101712D/E	1.499 € 26516100715101712D/E
 ELETRÔNICO DUPLO ABS DOUBLE ELECTRONIC ABS ELECTRONIQUE DOBLE ABS	1.512 € 26816100015101712D/E	1.587 € 26816100315101712D/E	1.637 € 2681610XX15101712D/E	1.687 € 26816100715101712D/E
 ELETRÔNICO KOMBI ABS KOMBI ELECTRONIC ABS ELECTRONIQUE KOMBI ABS	1.225 € 26916100015101712D/E	1.300 € 26916100315101712D/E	1.350 € 2691610XX15101712D/E	1.400 € 26916100715101712D/E

SISTEMAS LATÃO BRASS SYSTEM SYSTÈME LAITON	BANHEIRA BRANCA/JATOS CROMADOS WHITE BATHUB/CHROMED JETS BAIGNOIRE BLANC/JETS CHROMÉS			
	6+10 JATOS 6+10 JETS 6+10 JETS	+3 MICROS +3 MICRO +3 MICRO	+5 MICROS** +5 MICRO** +5 MICRO**	+7 MICROS +7 MICRO +7 MICRO
 ELETRÔNICO DUPLO FLAT LATÃO DOUBLE ELECTRONIC FLAT BRASS ELECTRONIQUE DOBLE FLAT LAITON	2.003 € 26316100015101712D/E	2.078 € 26316100315101712D/E	2.128 € 2631610XX15101712D/E	2.178 € 26316100715101712D/E
 COMFORT LATÃO COMFORT BRASS CONFORT LAITON	3.799 € 26716100015101712D/E	3.874 € 26716100315101712D/E	3.924 € 2671610XX15101712D/E	3.725 € 26716100715101712D/E

OUTROS ACESSÓRIOS DE HIDROMASSAGEM OTHERS WHIRLPOOL ACCESSORIES AUTRES ACCESSOIRES DE HYDROMASSAGE	P.263
--	-------

*As banheiras equipadas com sistemas de hidromassagem em ABS ou latão incluem no preço os pés de apoio e a válvula de descarga automática | Produto fabricado por encomenda | **O conjunto de 5 microjatos pode ser combinado de 2 formas: 5 costas + 0 pés (5C) ou 3 costas + 2 pés (5P) | Descontos de quantidade: 5 a 15 unidades / + de 15 unidades | Aos preços apresentados acresce IVA à taxa legal em vigor
Whirlpool bathtubs equipped with brass or ABS systems include feet to bathtub and automatic discharge valve | Product make to order | **The set of 5 microjets may be combined of two ways: 5 Back + 0 Feet (5C) or 3 Back + 2 Feet (5P)
Baignoire whirlpool équipées de systèmes de laiton ou ABS comprennent pieds pour baignoire et vidage automatique chrome | Produit fabriqué sur commande | **L'ensemble des 5 micro-jets peut être combiné de deux façons: 5Dors + 0 Pieds (5C) ou 3 Dors + 2 Pieds (5P)

PLANÍSSIMA CANTO 1800x1300x700 p.6-9/p.32-33






tolerância / tolerance / tolérance ±1%

MODELO MODEL MODÈLE	BRANCO WHITE BLANC
BANHEIRA SIMPLES SIMPLE BATH BAIGNOIRE SIMPLE	360 €
	06021510180130D/E

PAINÉIS EM MADEIRA WOOD PANEL PANNEAUX BOIS kit fixação incluído fixing kit included kit de montage inclus produção por encomenda make to order apporter à l'ordre prazo de entrega: 4 semanas delivery: 4 weeks livraison: 4 semaines		LAMINADO BRANCO WHITE LAMINATE LAMINÉ BLANC	FENÓLICO PHENOLIC PHÉNOLIQUE	ENVERNIZADO VARNISHED VERNI	LACADO/ZEBRANO LACQUERED/ZEBRANO LAQUÉ/ZEBRANO	KOUROS KOUROS KOUROS
FRONTAL FRONTAL FRONTAL	082201XX160100D/E	150 €	233 €	233 €	258 €	425 €
LATERAL 650mm LATERAL 650mm LATÉRAL 650mm	082202XX653D/E	75 €	113 €	113 €	163 €	179 €
LATERAL 1000mm LATERAL 1000mm LATÉRAL 1000mm	082203XX100D/E	90 €	192 €	192 €	221 €	333 €
DEGRAU INTEGRAL INTEGRAL STEP ÉTAPE INTEGRALE	0833 (00Dir) (01Esq) XX	-	-	354 €	442 €	546 €
DEGRAU PARCIAL PARTIAL STEP ÉTAPE PARTIELLE	0832 (00Dir) (01Esq) XX	-	-	296 €	379 €	483 €
MÓDULO GAVETAS DRAWER UNIT UNITÉ DE TIROIRS	0850XX550650500	-	-	596 €	596 €	675 €
Acabamentos XX: LAMINADO BRANCO FENÓLICO/ENVERNIZADO - Castanho (10); Faia (11); Mel (12); Wengué (13); Branco (14) LACADOS - Branco (20); Verde Brilho (22); Laranja Brilho (23); Violeta Brilho (24); Rubi Brilho (25); Grafite (26); Preto Brilho (27) KOUROS - Branco (31); Vermelho (32); Savana (33); Camel (34); Preto (39); OUTRO - Zebrano (35).						

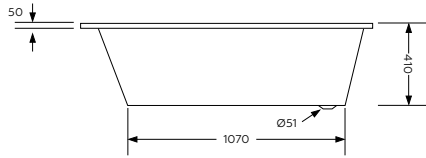
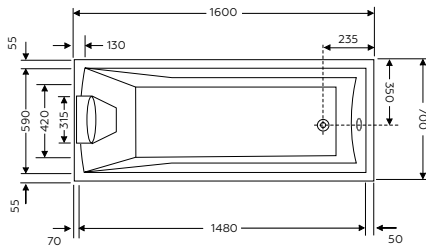
ACESSÓRIOS ACCESSORIES ACCESSOIRES	REF.
PÉS DE APOIO BANHEIRA FEET TO BATHTUB PIEDS POUR BAIGNOIRE	KTO60110 20 €
ALMOFADA POLIURETANO PRETA BLACK HEADREST REPOSE-TÊTE NOIR	522304 60 €
VÁLVULA DESCARGA AUTOMÁTICA AUTOMATIC DISCHARGE VALVE VIDAGE AUTOMATIQUE	071001 26 €
TORNEIRAS DE ENCASTRAR EM BANHEIRA BATH DECK MIXER MITIGEUR D'ENCASTRE EN BAIGNOIRE	P. 264

SISTEMAS ABS		BANHEIRA BRANCA/JATOS CROMADOS			
ABS SYSTEM SYSTÈME ABS		WHITE BATHTUB/CHROMED JETS BAIGNOIRE BLANC/JETS CHROMÉS			
		6 JATOS 6 JETS 6 JETS	+3 MICROS +3 MICRO +3 MICRO	+5 MICROS** +5 MICRO** +5 MICRO**	+7 MICROS +7 MICRO +7 MICRO
	ECOLINE ECOLINE ECOLINE	879 € 26E16001510180130D/E	954 € 26E16031510180130D/E	1.004 € 26E16XX1510180130D/E	1.054 € 26E16071510180130D/E
	PNEUMÁTICO SIMPLES ABS SIMPLE PNEUMATIC ABS PNEUMATIQUE SIMPLE ABS	945 € 26416001510180130D/E	1.020 € 26416031510180130D/E	1.070 € 26416XX1510180130D/E	1.120 € 26416071510180130D/E
	ELETRÔNICO SIMPLES ABS SIMPLE ELECTRONIC ABS ELECTRONIQUE SIMPLE ABS	1.004 € 26616001510180130D/E	1.079 € 26616031510180130D/E	1.129 € 26616XX1510180130D/E	1.179 € 26616071510180130D/E
		6+10 JATOS 6+10 JETS 6+10 JETS	+3 MICROS +3 MICRO +3 MICRO	+5 MICROS** +5 MICRO** +5 MICRO**	+7 MICROS +7 MICRO +7 MICRO
	PNEUMÁTICO DUPLO ABS DOUBLE PNEUMATIC ABS PNEUMATIQUE DOBLE ABS	1.334 € 26516100015101813D/E	1.409 € 26516100315101813D/E	1.459 € 2651610XX15101813D/E	1.509 € 26516100715101813D/E
	ELETRÔNICO DUPLO ABS DOUBLE ELECTRONIC ABS ELECTRONIQUE DOBLE ABS	1.522 € 26816100015101813D/E	1.597 € 26816100315101813D/E	1.647 € 2681610XX15101813D/E	1.697 € 26816100715101813D/E
	ELETRÔNICO KOMBI ABS KOMBI ELECTRONIC ABS ELECTRONIQUE KOMBI ABS	1.235 € 26916100015101813D/E	1.310 € 26916100315101813D/E	1.360 € 2691610XX15101813D/E	1.410 € 26916100715101813D/E

SISTEMAS LATÃO		BANHEIRA BRANCA/JATOS CROMADOS			
BRASS SYSTEM SYSTÈME LAITON		WHITE BATHTUB/CHROMED JETS BAIGNOIRE BLANC/JETS CHROMÉS			
		6+10 JATOS	+3 MICROS	+5 MICROS**	+7 MICROS
		6+10 JETS 6+10 JETS	+3 MICRO +3 MICRO	+5 MICRO** +5 MICRO**	+7 MICRO +7 MICRO
	ELETRÔNICO DUPLO FLAT LATÃO DOUBLE ELECTRONIC FLAT BRASS ELECTRONIQUE DOBLE FLAT LAITON	2.013 € 26316100015101813D/E	2.088 € 26316100315101813D/E	2.138 € 2631610XX15101813D/E	2.188 € 26316100715101813D/E
	COMFORT LATÃO COMFORT BRASS CONFORT LAITON	3.809 € 26716100015101813D/E	3.884 € 26716100315101813D/E	3.934 € 2671610XX15101813D/E	3.725 € 26716100715101813D/E

OUTROS ACESSÓRIOS DE HIDROMASSAGEM OTHERS WHIRLPOOL ACCESSORIES AUTRES ACCESSOIRES DE HYDROMASSAGE	P.263
--	-------

*As banheiras equipadas com sistemas de hidromassagem em ABS ou latão incluem no preço os pés de apoio e a válvula de descarga automática | Produto fabricado por encomenda | **O conjunto de 5 microjatos pode ser combinado de 2 formas: 5 costas + 0 pés (5C) ou 3 costas + 2 pés (5P) | Descontos de quantidade: 5 a 15 unidades / + de 15 unidades | Aos preços apresentados acresce IVA à taxa legal em vigor
Whirlpool bathtubs equipped with brass or ABS systems include feet to bathtub and automatic discharge valve | Product make to order | **The set of 5 microjets may be combined of two ways: 5 Back + 0 Feet (5C) or 3 Back + 2 Feet (5P)
Baignoire whirlpool équipées de systèmes de laiton ou ABS comprennent pieds pour baignoire et vidage automatique chrome | Produit fabriqué sur commande | **L'ensemble des 5 micro-jets peut être combiné de deux façons: 5Dos + 0 Pieds (5C) ou 3 Dos + 2 Pieds (5P)




tolerância / tolerance / tolérance ±1%

MODELO MODEL MODÈLE	BRANCO WHITE BLANC
BANHEIRA SIMPLES SIMPLE BATH BAIGNOIRE SIMPLE	112 €
	0601171016070

PAINEL EM ACRÍLICO ACRYLIC PANEL PANNEAUX ACRYLIQUE	REF.	BRANCO WHITE BLANC
kit fixação incluído fixing kit included kit de montage inclus		
FRONTAL FRONTAL FRONTAL	0811011016050	79 €
LATERAL DIR/ESQ LATERAL RIGHT/LEFT LATÉRAL DROITE/GAUCHE	081102107050D/E	46 €

PAINÉIS EM MADEIRA WOOD PANEL PANNEAUX BOIS	REF.	FENÓLICO PHENOLIC PHÉNOLIQUE	LACADO/ZEBRANO LACQUERED/ZEBRANO LAQUÉ/ZEBRANO	KOUROS KOUROS KOUROS
kit fixação incluído fixing kit included kit de montage inclus				
produção por encomenda make to order apporter à l'ordre				
prazo de entrega: 4 semanas delivery: 4 weeks livraison: 4 semaines				
FRONTAL FRONTAL FRONTAL	082001XX16050	217 €	238 €	379 €
LATERAL LATERAL LATÉRAL	082002XX7050	113 €	163 €	179 €
Acabamentos XX: FENÓLICO - Castanho (10); Faia (11); Mel (12); Wengué (13) LACADOS - Branco (20); Verde Brilho (22); Laranja Brilho (23); Violeta Brilho (24); Rubi Brilho (25); Grafite (26); Preto Brilho (27) KOUROS - Branco (31); Vermelho (32); Savana (33); Camel (34); Preto (39); OUTRO - Zebano (35).				

ACESSÓRIOS ACCESSORIES ACCESSOIRES	REF.	
PÉS DE APOIO BANHEIRA FEET TO BATHTUB PIEDS POUR BAIGNOIRE	KT060101	12 €
ALMOFADA POLIURETANO PRETA BLACK HEADREST REPOSE-TÊTE NOIR	522311	60 €
VÁLVULA DESCARGA AUTOMÁTICA CROMADA AUTOMATIC DISCHARGE VALVE CHROME VIDAGE AUTOMATIQUE CHROME	071001	26 €
PAR PEGAS CROMADAS CHROME HANDLES PAIRE POIGNÉES CHROMÉES	0703010 (Dir.) / 0703011 (Esq.)	65 €

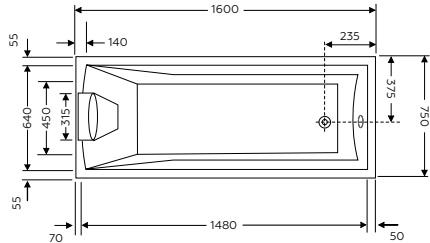
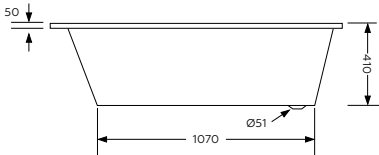
SISTEMAS ABS	BANHEIRA BRANCA/JATOS CROMADOS			
ABS SYSTEM SYSTÈME ABS	WHITE BATHTUB/CHROMED JETS BAIGNOIRE BLANC/JETS CHROMÉS			
	6 JATOS 6 JETS 6 JETS	+3 MICROS +3 MICRO +3 MICRO	+5 MICROS** +5 MICRO** +5 MICRO**	+7 MICROS +7 MICRO +7 MICRO
 ECOLINE ECOLINE ECOLINE	565 € 26E1600171016070D/E	640 € 26E1603171016070D/E	690 € 26E16XX171016070D/E	740 € 26E1607171016070D/E
 PNEUMÁTICO SIMPLES ABS SIMPLE PNEUMATIC ABS PNEUMATIQUE SIMPLE ABS	632 € 2641600171016070D/E	707 € 2641603171016070D/E	757 € 26416XX171016070D/E	807 € 2641607171016070D/E
 ELETRÔNICO SIMPLES ABS SIMPLE ELECTRONIC ABS ELECTRONIQUE SIMPLE ABS	690 € 2661600171016070D/E	765 € 2661603171016070D/E	815 € 26616XX171016070D/E	865 € 2661607171016070D/E
	6+10 JATOS 6+10 JETS 6+10 JETS	+3 MICROS +3 MICRO +3 MICRO	+5 MICROS** +5 MICRO** +5 MICRO**	+7 MICROS +7 MICRO +7 MICRO
 PNEUMÁTICO DUPLO ABS DOUBLE PNEUMATIC ABS PNEUMATIQUE DOBLE ABS	1.021 € 26516100017101670D/E	1.096 € 26516100317101670D/E	1.146 € 2651610XX17101670D/E	1.196 € 26516100717101670D/E
 ELETRÔNICO DUPLO ABS DOUBLE ELECTRONIC ABS ELECTRONIQUE DOBLE ABS	1.209 € 26816100017101670D/E	1.284 € 26816100317101670D/E	1.334 € 2681610XX17101670D/E	1.384 € 26816100717101670D/E
 ELETRÔNICO KOMBI ABS KOMBI ELECTRONIC ABS ELECTRONIQUE KOMBI ABS	913 € 26916100017101670D/E	988 € 26916100317101670D/E	1.038 € 2691610XX17101670D/E	1.088 € 26916100717101670D/E

SISTEMAS LATÃO	BANHEIRA BRANCA/JATOS CROMADOS			
BRASS SYSTEM SYSTÈME LAITON	WHITE BATHTUB/CHROMED JETS BAIGNOIRE BLANC/JETS CHROMÉS			
	6+10 JATOS 6+10 JETS 6+10 JETS	3 MICROS 3 MICRO 3 MICRO	5 MICROS** 5 MICRO** 5 MICRO**	7 MICROS 7 MICRO 7 MICRO
 ELETRÔNICO DUPLO FLAT LATÃO DOUBLE ELECTRONIC FLAT BRASS ELECTRONIQUE DOBLE FLAT LAITON	1.681 € 26316100017101670D/E	1.756 € 26316100317101670D/E	1.806 € 2631610XX17101670D/E	1.856 € 26316100717101670D/E
 COMFORT LATÃO COMFORT BRASS COMFORT LAITON	-	-	-	-

OUTROS ACESSÓRIOS DE HIDROMASSAGEM OTHERS WHIRLPOOL ACCESSORIES AUTRES ACCESSOIRES DE HYDROMASSAGE	P.263
--	-------

*As banheiras equipadas com sistemas de hidromassagem em ABS ou latão incluem no preço os pés de apoio e a válvula de descarga automática | Produto fabricado por encomenda | **O conjunto de 5 microjets pode ser combinado de 2 formas: 5 costas + 0 pés (5C) ou 3 costas + 2 pés (5P) | Descontos de quantidade: 5 a 15 unidades / + de 15 unidades | Aos preços apresentados acresce IVA à taxa legal em vigor
 Whirlpool bathtubs equipped with brass or ABS systems include feet to bathtub and automatic discharge valve | Product made to order | **The set of 5 microjets may be combined of two ways: 5 Back + 0 Feet (5C) or 3 Back + 2 Feet (5P)
 Baignoire whirlpool équipées de systèmes de laiton ou ABS comprennent pieds pour baignoire et vidage automatique chrome | Produit fabriqué sur commande | **L'ensemble des 5 micro-jets peut être combiné de deux façons: 5Dors + 0 Pieds (5C) ou 3 Dors + 2 Pieds (5P)

CHARME 1600x750 p.16/p.33








tolerância / tolerance / tolérance ±1%

MODELO MODEL MODÈLE	BRANCO WHITE BLANC
BANHEIRA SIMPLES SIMPLE BATH BAIGNOIRE SIMPLE	117 €
	0601171016075

PAINEL EM ACRÍLICO ACRYLIC PANEL PANNEAUX ACRYLIQUE kit fixação incluído fixing kit included kit de montage inclus	REF.	BRANCO WHITE BLANC
FRONTAL FRONTAL FRONTAL	0811011016050	79 €
LATERAL DIR/ESQ LATERAL RIGHT/LEFT LATÉRAL DROITE/GAUCHE	081102107550D/E	48 €

PAINÉIS EM MADEIRA WOOD PANEL PANNEAUX BOIS kit fixação incluído fixing kit included kit de montage inclus produção por encomenda make to order apporter à l'ordre prazo de entrega: 4 semanas delivery: 4 weeks livraison: 4 semaines	REF.	FENÓLICO PHENOLIC PHÉNOLIQUE	LACADO/ZEBRANO LACQUERED/ZEBRANO LAQUÉ/ZEBRANO	KOUROS KOUROS KOUROS
FRONTAL FRONTAL FRONTAL	082001XX16050	217 €	238 €	379 €
LATERAL LATERAL LATÉRAL	082002XX7550	113 €	171 €	213 €
Acabamentos XX: FENÓLICO - Castanho (10); Faia (11); Mel (12); Wengué (13) LACADOS - Branco (20); Verde Brilho (22); Laranja Brilho (23); Violeta Brilho (24); Rubi Brilho (25); Grafite (26); Preto Brilho (27) KOUROS - Branco (31); Vermelho (32); Savana (33); Camel (34); Preto (39); OUTRO - Zebnano (35).				

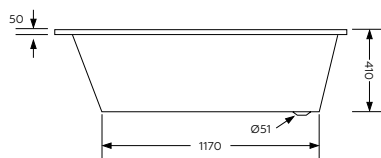
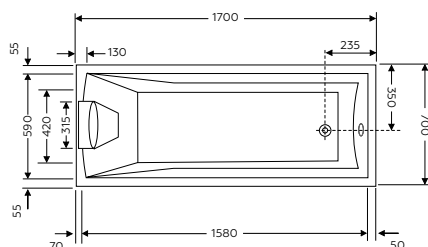
ACESSÓRIOS ACCESSORIES ACCESSOIRES	REF.	
PÉS DE APOIO BANHEIRA FEET TO BATHTUB PIEDS POUR BAIGNOIRE	KT060101	12 €
ALMOFADA POLIURETANO PRETA BLACK HEADREST REPOSE-TÊTE NOIR	522311	60 €
VÁLVULA DESCARGA AUTOMÁTICA CROMADA AUTOMATIC DISCHARGE VALVE CHROME VIDAGE AUTOMATIQUE CHROME	071001	26 €
PAR PEGAS CROMADAS CHROME HANDLES PAIRE POIGNÉES CHROMÉES	0703010 (Dir.) / 0703011 (Esq.)	65 €

SISTEMAS ABS ABS SYSTEM SYSTÈME ABS	BANHEIRA BRANCA/JATOS CROMADOS WHITE BATHUB/CHROMED JETS BAIGNOIRE BLANC/JETS CHROMÉS			
	6 JATOS 6 JETS 6 JETS	+3 MICROS +3 MICRO +3 MICRO	+5 MICROS** +5 MICRO** +5 MICRO**	+7 MICROS +7 MICRO +7 MICRO
 ECOLINE ECOLINE ECOLINE	570 € 26E1600171016075D/E	645 € 26E1603171016075D/E	695 € 26E16XX171016075D/E	745 € 26E1607171016075D/E
 PNEUMÁTICO SIMPLES ABS SIMPLE PNEUMATIC ABS PNEUMATIQUE SIMPLE ABS	637 € 2641600171016075D/E	712 € 2641603171016075D/E	762 € 26416XX171016075D/E	812 € 2641607171016075D/E
 ELETRÔNICO SIMPLES ABS SIMPLE ELECTRONIC ABS ELECTRONIQUE SIMPLE ABS	695 € 2661600171016075D/E	770 € 2661603171016075D/E	820 € 26616XX171016075D/E	870 € 2661607171016075D/E
	6+10 JATOS 6+10 JETS 6+10 JETS	+3 MICROS +3 MICRO +3 MICRO	+5 MICROS** +5 MICRO** +5 MICRO**	+7 MICROS +7 MICRO +7 MICRO
 PNEUMÁTICO DUPLO ABS DOUBLE PNEUMATIC ABS PNEUMATIQUE DOBLE ABS	1.026 € 26516100017101675D/E	1.101 € 26516100317101675D/E	1.151 € 2651610XX17101675D/E	1.201 € 26516100717101675D/E
 ELETRÔNICO DUPLO ABS DOUBLE ELECTRONIC ABS ELECTRONIQUE DOBLE ABS	1.214 € 26816100017101675D/E	1.289 € 26816100317101675D/E	1.339 € 2681610XX17101675D/E	1.389 € 26816100717101675D/E
 ELETRÔNICO KOMBI ABS KOMBI ELECTRONIC ABS ELECTRONIQUE KOMBI ABS	918 € 26916100017101675D/E	993 € 26916100317101675D/E	1.043 € 2691610XX17101675D/E	1.093 € 26916100717101675D/E

SISTEMAS LATÃO BRASS SYSTEM SYSTÈME LAITON	BANHEIRA BRANCA/JATOS CROMADOS WHITE BATHUB/CHROMED JETS BAIGNOIRE BLANC/JETS CHROMÉS			
	6+10 JATOS 6+10 JETS 6+10 JETS	+3 MICROS +3 MICRO +3 MICRO	+5 MICROS** +5 MICRO** +5 MICRO**	+7 MICROS +7 MICRO +7 MICRO
 ELETRÔNICO DUPLO FLAT LATÃO DOUBLE ELECTRONIC FLAT BRASS ELECTRONIQUE DOBLE FLAT LAITON	1.686 € 26316100017101675D/E	1.761 € 26316100317101675D/E	1.811 € 2631610XX17101675D/E	1.861 € 26316100717101675D/E
 COMFORT LATÃO COMFORT BRASS CONFORT LAITON	-	-	-	-

OUTROS ACESSÓRIOS DE HIDROMASSAGEM OTHERS WHIRLPOOL ACCESSORIES AUTRES ACCESSOIRES DE HYDROMASSAGE	P.263
--	-------

*As banheiras equipadas com sistemas de hidromassagem em ABS ou latão incluem no preço os pés de apoio e a válvula de descarga automática | Produto fabricado por encomenda | **O conjunto de 5 microjatos pode ser combinado de 2 formas: 5 costas + 0 pés (5C) ou 3 costas + 2 pés (5P) | Descontos de quantidade: 5 a 15 unidades / + de 15 unidades | Aos preços apresentados acresce IVA à taxa legal em vigor
Whirlpool bathtubs equipped with brass or ABS systems include feet to bathtub and automatic discharge valve | Product make to order | **The set of 5 microjets may be combined of two ways: 5 Back + 0 Feet (5C) or 3 Back + 2 Feet (5P)
Baignoire whirlpool équipées de systèmes de laiton ou ABS comprennent pieds pour baignoire et vidage automatique chrome | Produit fabriqué sur commande | **L'ensemble des 5 micro-jets peut être combiné de deux façons: 5Dos + 0 Pieds (5C) ou 3 Dos + 2 Pieds (5P)



tolerância / tolerance / tolérance ±1%

MODELO MODEL MODÈLE	BRANCO WHITE BLANC
BANHEIRA SIMPLES SIMPLE BATH BAIGNOIRE SIMPLE	117 €
	0601171017070

PAINEL EM ACRÍLICO ACRYLIC PANEL PANNEAUX ACRYLIQUE kit fixação incluído fixing kit included kit de montage inclus	REF.	BRANCO WHITE BLANC
FRONTAL FRONTAL FRONTAL	0811011017050	79 €
LATERAL DIR/ESQ LATERAL RIGHT/LEFT LATÉRAL DROITE/GAUCHE	081102107050D/E	46 €

PAINÉIS EM MADEIRA WOOD PANEL PANNEAUX BOIS kit fixação incluído fixing kit included kit de montage inclus produção por encomenda make to order apporter à l'ordre prazo de entrega: 4 semanas delivery: 4 weeks livraison: 4 semaines	REF.	FENÓLICO PHENOLIC PHÉNOLIQUE	LACADO/ZEBRANO LACQUERED/ZEBRANO LAQUÉ/ZEBRANO	KOUROS KOUROS KOUROS
FRONTAL FRONTAL FRONTAL	082001XX17050	229 €	250 €	396 €
LATERAL LATERAL LATÉRAL	082002XX7050	113 €	163 €	179 €
Acabamentos XX: FENÓLICO - Castanho (10); Faia (11); Mel (12); Wengué (13) LACADOS - Branco (20); Verde Brilho (22); Laranja Brilho (23); Violeta Brilho (24); Rubi Brilho (25); Grafite (26); Preto Brilho (27) KOUROS - Branco (31); Vermelho (32); Savana (33); Camel (34); Preto (39); OUTRO - Zebrano (35).				

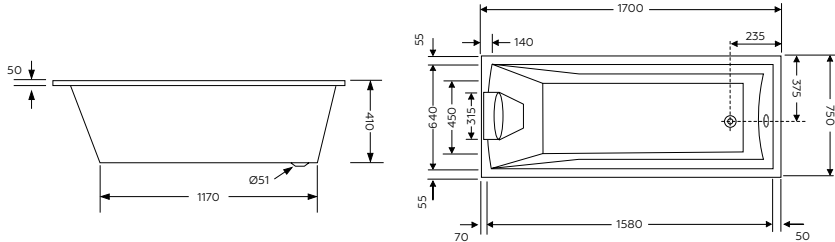
ACESSÓRIOS ACCESSORIES ACCESSOIRES	REF.	
PÉS DE APOIO BANHEIRA FEET TO BATHTUB PIEDS POUR BAIGNOIRE	KT060101	12 €
ALMOFADA POLIURETANO PRETA BLACK HEADREST REPOSE-TÊTE NOIR	522311	60 €
VÁLVULA DESCARGA AUTOMÁTICA CROMADA AUTOMATIC DISCHARGE VALVE CHROME VIDAGE AUTOMATIQUE CHROME	071001	26 €
PAR PEGAS CROMADAS CHROME HANDLES PAIRE POIGNÉES CHROMÉES	0703010 (Dir.) / 0703011 (Esq.)	65 €

SISTEMAS ABS ABS SYSTEM SYSTÈME ABS	BANHEIRA BRANCA/JATOS CROMADOS WHITE BATHTUB/CHROMED JETS BAIGNOIRE BLANC/JETS CHROMÉS			
	6 JATOS 6 JETS	+3 MICROS +3 MICRO +3 MICRO	+5 MICROS** +5 MICRO** +5 MICRO**	+7 MICROS +7 MICRO +7 MICRO
ECOLINE ECOLINE ECOLINE	570 € 26E1600171017070D/E	645 € 26E1603171017070D/E	695 € 26E16XX171017070D/E	745 € 26E1607171017070D/E
PNEUMÁTICO SIMPLES ABS SIMPLE PNEUMATIC ABS PNEUMATIQUE SIMPLE ABS	637 € 2641600171017070D/E	712 € 2641603171017070D/E	762 € 26416XX171017070D/E	812 € 2641607171017070D/E
ELETRÔNICO SIMPLES ABS SIMPLE ELECTRONIC ABS ELECTRONIQUE SIMPLE ABS	695 € 2661600171017070D/E	770 € 2661603171017070D/E	820 € 26616XX171017070D/E	870 € 2661607171017070D/E
	6+10 JATOS 6+10 JETS 6+10 JETS	+3 MICROS +3 MICRO +3 MICRO	+5 MICROS** +5 MICRO** +5 MICRO**	+7 MICROS +7 MICRO +7 MICRO
PNEUMÁTICO DUPLO ABS DOUBLE PNEUMATIC ABS PNEUMATIQUE DOBLE ABS	1.026 € 26516100017101770D/E	1.101 € 26516100317101770D/E	1.151 € 2651610XX17101770D/E	1.201 € 26516100717101770D/E
ELETRÔNICO DUPLO ABS DOUBLE ELECTRONIC ABS ELECTRONIQUE DOBLE ABS	1.214 € 26816100017101770D/E	1.289 € 26816100317101770D/E	1.339 € 2681610XX17101770D/E	1.389 € 26816100717101770D/E
ELETRÔNICO KOMBI ABS KOMBI ELECTRONIC ABS ELECTRONIQUE KOMBI ABS	918 € 26916100017101770D/E	993 € 26916100317101770D/E	1.043 € 2691610XX17101770D/E	1.093 € 26916100717101770D/E

SISTEMAS LATÃO BRASS SYSTEM SYSTÈME LAITON	BANHEIRA BRANCA/JATOS CROMADOS WHITE BATHTUB/CHROMED JETS BAIGNOIRE BLANC/JETS CHROMÉS			
	6+10 JATOS 6+10 JETS 6+10 JETS	+3 MICROS +3 MICRO +3 MICRO	+5 MICROS** +5 MICRO** +5 MICRO**	+7 MICROS +7 MICRO +7 MICRO
ELETRÔNICO DUPLO FLAT LATÃO DOUBLE ELECTRONIC FLAT BRASS ELECTRONIQUE DOBLE LATON	1.686 € 26316100017101770D/E	1.761 € 26316100317101770D/E	1.811 € 2631610XX17101770D/E	1.861 € 26316100717101770D/E
COMFORT LATÃO COMFORT BRASS CONFORT LAITON	-	-	-	-

OUTROS ACESSÓRIOS DE HIDROMASSAGEM OTHERS WHIRLPOOL ACCESSORIES AUTRES ACCESSOIRES DE HYDROMASSAGE	P.263
--	-------

*As banheiras equipadas com sistemas de hidromassagem em ABS ou latão incluem no preço os pés de apoio e a válvula de descarga automática | Produto fabricado por encomenda | **O conjunto de 5 microjatos pode ser combinado de 2 formas: 5 costas + 0 pés (5C) ou 3 costas + 2 pés (5P) | Descontos de quantidade: 5 a 15 unidades / + de 15 unidades | Aos preços apresentados acresce IVA à taxa legal em vigor
Whirlpool bathtubs equipped with brass or ABS systems include feet to bathtub and automatic discharge valve | Product make to order | **The set of 5 microjets may be combined of two ways: 5 Back + 0 Feet (5C) or 3 Back + 2 Feet (5P)
Baignoire whirlpool équipées de systèmes de laiton ou ABS comprennent pieds pour baignoire et vidage automatique chrome | Produit fabriqué sur commande | **L'ensemble des 5 micro-jets peut être combiné de deux façons: 5Dors + 0 Pieds (5C) ou 3 Dors + 2 Pieds (5P)







tolerância / tolerance / tolérance ±1%

MODELO MODEL MODÈLE	BRANCO WHITE BLANC
BANHEIRA SIMPLES SIMPLE BATH BAIGNOIRE SIMPLE	120 €
	0601171017075

PAINEL EM ACRÍLICO ACRYLIC PANEL PANNEAUX ACRYLIQUE kit fixação incluído fixing kit included kit de montage inclus	REF.	BRANCO WHITE BLANC
FRONTAL FRONTAL FRONTAL	0811011017050	79 €
LATERAL DIR/ESQ LATERAL RIGHT/LEFT LATÉRAL DROITE/GAUCHE	081102107550D/E	48 €

PAINÉIS EM MADEIRA WOOD PANEL PANNEAUX BOIS kit fixação incluído fixing kit included kit de montage inclus produção por encomenda make to order apporter à l'ordre prazo de entrega: 4 semanas delivery: 4 weeks livraison: 4 semaines	REF.	FENÓLICO PHENOLIC PHÉNOLIQUE	LACADO/ZEBRANO LACQUERED/ZEBRANO LAQUÉ/ZEBRANO	KOUROS KOUROS KOUROS
FRONTAL FRONTAL FRONTAL	082001XX17050	229 €	250 €	396 €
LATERAL LATERAL LATÉRAL	082002XX7550	113 €	171 €	213 €
Acabamentos XX: FENÓLICO - Castanho (10); Faia (11); Mel (12); Wengué (13) LACADOS - Branco (20); Verde Brilho (22); Laranja Brilho (23); Violeta Brilho (24); Rubi Brilho (25); Grafite (26); Preto Brilho (27) KOUROS - Branco (31); Vermelho (32); Savana (33); Camel (34); Preto (39); OUTRO - Zebrano (35).				

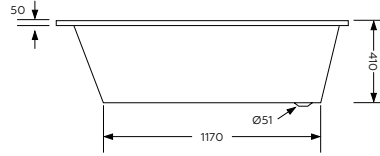
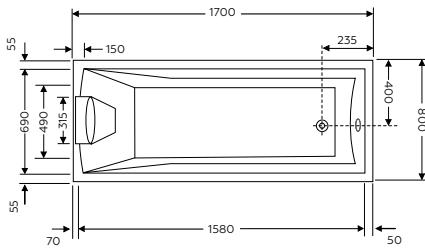
ACESSÓRIOS ACCESSORIES ACCESSOIRES	REF.	
PÉS DE APOIO BANHEIRA FEET TO BATHTUB PIEDS POUR BAIGNOIRE	KT060101	12 €
ALMOFADA POLIURETANO PRETA BLACK HEADREST REPOSE-TÊTE NOIR	522311	60 €
VÁLVULA DESCARGA AUTOMÁTICA CROMADA AUTOMATIC DISCHARGE VALVE CHROME VIDAGE AUTOMATIQUE CHROME	071001	26 €
PAR PEGAS CROMADAS CHROME HANDLES PAIRE POIGNÉES CHROMÉES	0703010 (Dir.) / 0703011 (Esq.)	65 €

SISTEMAS ABS ABS SYSTEM SYSTÈME ABS	BANHEIRA BRANCA/JATOS CROMADOS WHITE BATHTUB/CHROMED JETS BAIGNOIRE BLANC/JETS CHROMÉS			
	6 JATOS 6 JETS	+3 MICROS +3 MICRO +3 MICRO	+5 MICROS** +5 MICRO** +5 MICRO**	+7 MICROS +7 MICRO +7 MICRO
 ECOLINE ECOLINE ECOLINE	574 € 26E1600171017075D/E	649 € 26E1603171017075D/E	699 € 26E16XX171017075D/E	749 € 26E1607171017075D/E
 PNEUMÁTICO SIMPLES ABS SIMPLE PNEUMATIC ABS PNEUMATIQUE SIMPLE ABS	640 € 2641600171017075D/E	715 € 2641603171017075D/E	765 € 26416XX171017075D/E	815 € 2641607171017075D/E
 ELETRÔNICO SIMPLES ABS SIMPLE ELECTRONIC ABS ELECTRONIQUE SIMPLE ABS	699 € 2661600171017075D/E	774 € 2661603171017075D/E	824 € 26616XX171017075D/E	874 € 2661607171017075D/E
	6+10 JATOS 6+10 JETS 6+10 JETS	+3 MICROS +3 MICRO +3 MICRO	+5 MICROS** +5 MICRO** +5 MICRO**	+7 MICROS +7 MICRO +7 MICRO
 PNEUMÁTICO DUPLO ABS DOUBLE PNEUMATIC ABS PNEUMATIQUE DOBLE ABS	1.029 € 26516100017101775D/E	1.104 € 26516100317101775D/E	1.154 € 2651610XX17101775D/E	1.204 € 26516100717101775D/E
 ELETRÔNICO DUPLO ABS DOUBLE ELECTRONIC ABS ELECTRONIQUE DOBLE ABS	1.217 € 26816100017101775D/E	1.292 € 26816100317101775D/E	1.342 € 2681610XX17101775D/E	1.392 € 26816100717101775D/E
 ELETRÔNICO KOMBI ABS KOMBI ELECTRONIC ABS ELECTRONIQUE KOMBI ABS	921 € 26916100017101775D/E	996 € 26916100317101775D/E	1.046 € 2691610XX17101775D/E	1.096 € 26916100717101775D/E

SISTEMAS LATÃO BRASS SYSTEM SYSTÈME LAITON	BANHEIRA BRANCA/JATOS CROMADOS WHITE BATHTUB/CHROMED JETS BAIGNOIRE BLANC/JETS CHROMÉS			
	6+10 JATOS 6+10 JETS 6+10 JETS	+3 MICROS +3 MICRO +3 MICRO	+5 MICROS** +5 MICRO** +5 MICRO**	+7 MICROS +7 MICRO +7 MICRO
 ELETRÔNICO DUPLO FLAT LATÃO DOUBLE ELECTRONIC FLAT BRASS ELECTRONIQUE DOBLE FLAT LAITON	1.689 € 26316100017101775D/E	1.764 € 26316100317101775D/E	1.814 € 2631610XX17101775D/E	1.864 € 26316100717101775D/E
 COMFORT LATÃO COMFORT BRASS CONFORT LAITON	-	-	-	-

OUTROS ACESSÓRIOS DE HIDROMASSAGEM OTHERS WHIRLPOOL ACCESSORIES AUTRES ACCESSOIRES DE HYDROMASSAGE	P.263
--	-------

*As banheiras equipadas com sistemas de hidromassagem em ABS ou latão incluem no preço os pés de apoio e a válvula de descarga automática | Produto fabricado por encomenda | **O conjunto de 5 microjatos pode ser combinado de 2 formas: 5 costas + 0 pés (5C) ou 3 costas + 2 pés (5P) | Descontos de quantidade: 5 a 15 unidades / + de 15 unidades | Aos preços apresentados acresce IVA à taxa legal em vigor
Whirlpool bathtubs equipped with brass or ABS systems include feet to bathtub and automatic discharge valve | Product make to order | **The set of 5 microjets may be combined of two ways: 5 Back + 0 Feet (5C) or 3 Back + 2 Feet (5P)
Baignoire whirlpool équipées de systèmes de laiton ou ABS comprennent pieds pour baignoire et vidage automatique chrome | Produit fabriqué sur commande | **L'ensemble des 5 micro-jets peut être combiné de deux façons: 5Dos + 0 Pieds (5C) ou 3 Dos + 2 Pieds (5P)



tolerância / tolerance / tolérance ±1%

MODELO MODEL MODÈLE	BRANCO WHITE BLANC
BANHEIRA SIMPLES SIMPLE BATH BAIGNOIRE SIMPLE	125 €
	0601171017080

PAINEL EM ACRÍLICO ACRYLIC PANEL PANNEAUX ACRYLIQUE kit fixação incluído fixing kit included kit de montage inclus	REF.	BRANCO WHITE BLANC
FRONTAL FRONTAL FRONTAL	0811011017050	79 €
LATERAL DIR/ESQ LATERAL RIGHT/LEFT LATÉRAL DROITE/GAUCHE	081102108050D/E	61 €

PAINÉIS EM MADEIRA WOOD PANEL PANNEAUX BOIS kit fixação incluído fixing kit included kit de montage inclus produção por encomenda make to order apporter à l'ordre prazo de entrega: 4 semanas delivery: 4 weeks livraison: 4 semaines	REF.	FENÓLICO PHENOLIC PHÉNOLIQUE	LACADO/ZEBRANO LACQUERED/ZEBRANO LAQUÉ/ZEBRANO	KOUROS KOUROS KOUROS
FRONTAL FRONTAL FRONTAL	082001XX17050	229 €	250 €	396 €
LATERAL LATERAL LATÉRAL	082002XX8050	113 €	183 €	213 €
Acabamentos XX: FENÓLICO - Castanho (10); Faia (11); Mel (12); Wengué (13) LACADOS - Branco (20); Verde Brilho (22); Laranja Brilho (23); Violeta Brilho (24); Rubi Brilho (25); Grafite (26); Preto Brilho (27) KOUROS - Branco (31); Vermelho (32); Savana (33); Camel (34); Preto (35); OUTRO - Zebano (35).				

ACESSÓRIOS ACCESSORIES ACCESSOIRES	REF.	
PÉS DE APOIO BANHEIRA FEET TO BATHTUB PIEDS POUR BAIGNOIRE	KTO60103	15 €
ALMOFADA POLIURETANO PRETA BLACK HEADREST REPOSE-TÊTE NOIR	522311	60 €
VÁLVULA DESCARGA AUTOMÁTICA CROMADA AUTOMATIC DISCHARGE VALVE CHROME VIDAGE AUTOMATIQUE CHROME	071001	26 €
PAR PEGAS CROMADAS CHROME HANDLES PAIRE POIGNÉES CHROMÉES	0703010 (Dir.) / 0703011 (Esq.)	65 €

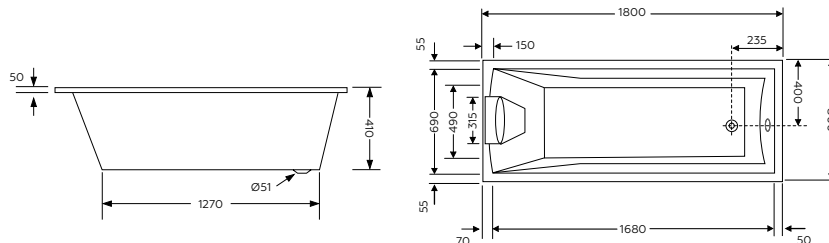
SISTEMAS ABS ABS SYSTEM SYSTÈME ABS	BANHEIRA BRANCA/JATOS CROMADOS WHITE BATHTUB/CHROMED JETS BAIGNOIRE BLANC/JETS CHROMÉS			
	6 JATOS 6 JETS 6 JETS	+3 MICROS +3 MICRO +3 MICRO	+5 MICROS** +5 MICRO** +5 MICRO**	+7 MICROS +7 MICRO +7 MICRO
E ECOLINE ECOLINE ECOLINE	579 € 26E1600171017080D/E	654 € 26E1603171017080D/E	704 € 26E16XX171017080D/E	754 € 26E1607171017080D/E
P PNEUMÁTICO SIMPLES ABS SIMPLE PNEUMATIC ABS PNEUMATIQUE SIMPLE ABS	645 € 2641600171017080D/E	720 € 2641603171017080D/E	770 € 26416XX171017080D/E	820 € 2641607171017080D/E
E ELETRÔNICO SIMPLES ABS SIMPLE ELECTRONIC ABS ELECTRONIQUE SIMPLE ABS	704 € 2661600171017080D/E	779 € 2661603171017080D/E	829 € 26616XX171017080D/E	879 € 2661607171017080D/E
	6+10 JATOS 6+10 JETS 6+10 JETS	+3 MICROS +3 MICRO +3 MICRO	+5 MICROS** +5 MICRO** +5 MICRO**	+7 MICROS +7 MICRO +7 MICRO
P PNEUMÁTICO DUPLO ABS DOUBLE PNEUMATIC ABS PNEUMATIQUE DOBLE ABS	1.034 € 26516100017101780D/E	1.109 € 26516100317101780D/E	1.159 € 2651610XX17101780D/E	1.209 € 26516100717101780D/E
E ELETRÔNICO DUPLO ABS DOUBLE ELECTRONIC ABS ELECTRONIQUE DOBLE ABS	1.222 € 26816100017101780D/E	1.297 € 26816100317101780D/E	1.347 € 2681610XX17101780D/E	1.397 € 26816100717101780D/E
K ELETRÔNICO KOMBI ABS KOMBI ELECTRONIC ABS ELECTRONIQUE KOMBI ABS	926 € 26916100017101780D/E	1.001 € 26916100317101780D/E	1.051 € 2691610XX17101780D/E	1.101 € 26916100717101780D/E

SISTEMAS LATÃO BRASS SYSTEM SYSTÈME LAITON	BANHEIRA BRANCA/JATOS CROMADOS WHITE BATHTUB/CHROMED JETS BAIGNOIRE BLANC/JETS CHROMÉS			
	6+10 JATOS 6+10 JETS 6+10 JETS	+3 MICROS +3 MICRO +3 MICRO	+5 MICROS** +5 MICRO** +5 MICRO**	+7 MICROS +7 MICRO +7 MICRO
F ELETRÔNICO DUPLO FLAT LATÃO DOUBLE ELECTRONIC FLAT BRASS ELECTRONIQUE DOBLE FLAT LAITON	1.694 € 26316100017101780D/E	1.769 € 26316100317101780D/E	1.819 € 2631610XX17101780D/E	1.869 € 26316100717101780D/E
C COMFORT LATÃO COMFORT BRASS CONFORT LAITON	-	-	-	-

OUTROS ACESSÓRIOS DE HIDROMASSAGEM OTHERS WHIRLPOOL ACCESSORIES AUTRES ACCESSOIRES DE HYDROMASSAGE	P.263
--	-------

*As banheiras equipadas com sistemas de hidromassagem em ABS ou latão incluem no preço os pés de apoio e a válvula de descarga automática | Produto fabricado por encomenda | **O conjunto de 5 microjets pode ser combinado de 2 formas: 5 costas + 0 pés (5C) ou 3 costas + 2 pés (5P) | Descontos de quantidade: 5 a 15 unidades / + de 15 unidades | Aos preços apresentados acresce IVA à taxa legal em vigor
 Whirlpool bathtubs equipped with brass or ABS systems include feet to bathtub and automatic discharge valve | Product make to order | **The set of 5 microjets may be combined of two ways: 5 Back + 0 Feet (5C) or 3 Back + 2 Feet (5P)
 Baignoire whirlpool équipées de systèmes de laiton ou ABS comprennent pieds pour baignoire et vidage automatique chrome | Produit fabriqué sur commande | **L'ensemble des 5 micro-jets peut être combiné de deux façons: 5Dors + 0 Pieds (5C) ou 3 Dors + 2 Pieds (5P)

CHARME 1800x800 p.16/p.33



tolerância / tolerance / tolérance ±1%

MODELO MODEL MODÈLE	BRANCO WHITE BLANC
BANHEIRA SIMPLES SIMPLE BATH BAIGNOIRE SIMPLE	132 €
	0601171018080

PAINEL EM ACRÍLICO ACRYLIC PANEL PANNEAUX ACRYLIQUE kit fixação incluído fixing kit included kit de montage inclus	REF.	BRANCO WHITE BLANC
FRONTAL FRONTAL FRONTAL	0811011018050	90 €
LATERAL DIR/ESQ LATERAL RIGHT/LEFT LATÉRAL DROITE/GAUCHE	081102108050D/E	61 €

PAINÉIS EM MADEIRA WOOD PANEL PANNEAUX BOIS kit fixação incluído fixing kit included kit de montage inclus produção por encomenda make to order apporter à l'ordre prazo de entrega: 4 semanas delivery: 4 weeks livraison: 4 semaines	REF.	FENÓLICO PHENOLIC PHÉNOLIQUE	LACADO/ZEBRANO LACQUERED/ZEBRANO LAQUÉ/ZEBRANO	KOUROS KOUROS KOUROS
FRONTAL FRONTAL FRONTAL	082001XX18050	229 €	254 €	404 €
LATERAL LATERAL LATÉRAL	082002XX8050	113 €	183 €	213 €
Acabamentos XX: FENÓLICO - Castanho (10); Faia (11); Mel (12); Wengué (13) LACADOS - Branco (20); Verde Brilho (22); Laranja Brilho (23); Violeta Brilho (24); Rubi Brilho (25); Grafite (26); Preto Brilho (27) KOUROS - Branco (31); Vermelho (32); Savana (33); Camel (34); Preto (35); OUTRO - Zebrano (35).				

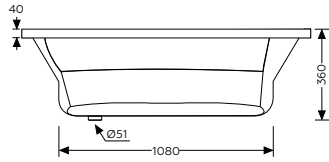
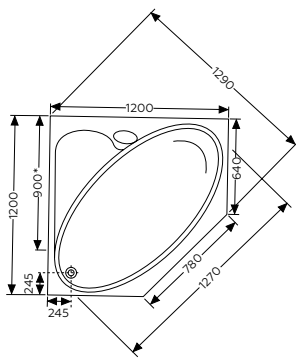
ACESSÓRIOS ACCESSORIES ACCESSOIRES	REF.	
PÉS DE APOIO BANHEIRA FEET TO BATHTUB PIEDS POUR BAIGNOIRE	KT060103	15 €
ALMOFADA POLIURETANO PRETA BLACK HEADREST REPOSE-TÊTE NOIR	522311	60 €
VÁLVULA DESCARGA AUTOMÁTICA CROMADA AUTOMATIC DISCHARGE VALVE CHROME VIDAGE AUTOMATIQUE CHROME	Ref. 071001	26 €
PAR PEGAS CROMADAS CHROME HANDLES PAIRE POIGNÉES CHROMÉES	0703010 (Dir.) / 0703011 (Esq.)	65 €

SISTEMAS ABS ABS SYSTEM SYSTÈME ABS	BANHEIRA BRANCA/JATOS CROMADOS WHITE BATHTUB/CHROMED JETS BAIGNOIRE BLANC/JETS CHROMÉS			
	6 JATOS 6 JETS 6 JETS	+3 MICROS +3 MICRO +3 MICRO	+5 MICROS** +5 MICRO** +5 MICRO**	+7 MICROS +7 MICRO +7 MICRO
E ECOLINE ECOLINE ECOLINE	595 € 26E1600171018080D/E	670 € 26E1603171018080D/E	720 € 26E16XX171018080D/E	770 € 26E1607171018080D/E
P PNEUMÁTICO SIMPLES ABS SIMPLE PNEUMATIC ABS PNEUMATIQUE SIMPLE ABS	661 € 2641600171018080D/E	736 € 2641603171018080D/E	786 € 26416XX171018080D/E	836 € 2641607171018080D/E
E ELETRÔNICO SIMPLES ABS SIMPLE ELECTRONIC ABS ELECTRONIQUE SIMPLE ABS	720 € 2661600171018080D/E	795 € 2661603171018080D/E	845 € 26616XX171018080D/E	895 € 2661607171018080D/E
	6+10 JATOS 6+10 JETS 6+10 JETS	+3 MICROS +3 MICRO +3 MICRO	+5 MICROS** +5 MICRO** +5 MICRO**	+7 MICROS +7 MICRO +7 MICRO
P PNEUMÁTICO DUPLO ABS DOUBLE PNEUMATIC ABS PNEUMATIQUE DOBLE ABS	1.050 € 26516100017101880D/E	1.125 € 26516100317101880D/E	1.175 € 2651610XX17101880D/E	1.225 € 26516100717101880D/E
E ELETRÔNICO DUPLO ABS DOUBLE ELECTRONIC ABS ELECTRONIQUE DOBLE ABS	1.238 € 26816100017101880D/E	1.313 € 26816100317101880D/E	1.363 € 2681610XX17101880D/E	1.413 € 26816100717101880D/E
K ELETRÔNICO KOMBI ABS KOMBI ELECTRONIC ABS ELECTRONIQUE KOMBI ABS	942 € 26916100017101880D/E	1.017 € 26916100317101880D/E	1.067 € 2691610XX17101880D/E	1.117 € 26916100717101880D/E

SISTEMAS LATÃO BRASS SYSTEM SYSTÈME LAITON	BANHEIRA BRANCA/JATOS CROMADOS WHITE BATHTUB/CHROMED JETS BAIGNOIRE BLANC/JETS CHROMÉS			
	6+10 JATOS 6+10 JETS 6+10 JETS	+3 MICROS +3 MICRO +3 MICRO	+5 MICROS** +5 MICRO** +5 MICRO**	+7 MICROS +7 MICRO +7 MICRO
F ELETRÔNICO DUPLO FLAT LATÃO DOUBLE ELECTRONIC FLAT BRASS ELECTRONIQUE DOBLE FLAT LAITON	1.710 € 26316100017101880D/E	1.785 € 26316100317101880D/E	1.835 € 2631610XX17101880D/E	1.885 € 26316100717101880D/E
C COMFORT LATÃO COMFORT BRASS COMFORT LAITON	-	-	-	-

OUTROS ACESSÓRIOS DE HIDROMASSAGEM OTHERS WHIRLPOOL ACCESSORIES AUTRES ACCESSOIRES DE HYDROMASSAGE	P.263
--	-------

*As banheiras equipadas com sistemas de hidromassagem em ABS ou latão incluem no preço os pés de apoio e a válvula de descarga automática | Produto fabricado por encomenda | **O conjunto de 5 microjatos pode ser combinado de 2 formas: 5 costas + 0 pés (5C) ou 3 costas + 2 pés (5P) | Descontos de quantidade: 5 a 15 unidades / + de 15 unidades | Aos preços apresentados acresce IVA à taxa legal em vigor
Whirlpool bathtubs equipped with brass or ABS systems include feet to bathtub and automatic discharge valve | Product make to order | **The set of 5 microjets may be combined of two ways: 5 Back + 0 Feet (5C) or 3 Back + 2 Feet (5P)
Baignoire whirlpool équipées de systèmes de laiton ou ABS comprennent pieds pour baignoire et vidage automatique chrome | Produit fabriqué sur commande | **L'ensemble des 5 micro-jets peut être combiné de deux façons: 5Dors + 0 Pieds (5C) ou 3 Dors + 2 Pieds (5P)









* medida para possível aplicação de torneiras na parede
 * measure for possible mixer application on wall
 * quant à une éventuelle application de robinets sur le mur
 tolerância / tolerance / tolérance ±1%





MODELO MODEL MODÈLE	BRANCO WHITE BLANC
BANHEIRA SIMPLES SIMPLE BATH BAIGNOIRE SIMPLE	266 € 06021410120

PAINEL EM ACRÍLICO ACRYLIC PANEL PANNEAUX ACRYLIQUE kit fixação incluído fixing kit included kit de montage inclus	REF.	BRANCO WHITE BLANC
PAINEL DE CANTO CORNER PANEL PANNEAU D'ANGLE	0801031012050	158 €

ACESSÓRIOS ACCESSORIES ACCESSOIRES	REF.	
PÉS DE APOIO BANHEIRA FEET TO BATHTUB PIEDS POUR BAIGNOIRE	KT060205	20 €
VÁLVULA DESCARGA AUTOMÁTICA AUTOMATIC DISCHARGE VALVE VIDAGE AUTOMATIQUE	071001	26 €

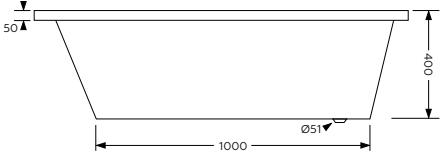
SISTEMAS ABS ABS SYSTEM SYSTÈME ABS	BANHEIRA BRANCA/JATOS CROMADOS WHITE BATHTUB/CHROMED JETS BAIGNOIRE BLANC/JETS CHROMÉS			
	6 JATOS 6 JETS 6 JETS	+3 MICROS +3 MICRO +3 MICRO	+5 MICROS** +5 MICRO** +5 MICRO**	+7 MICROS +7 MICRO +7 MICRO
 ECOLINE ECOLINE ECOLINE	720 € 26E16001410120	795 € 26E16031410120	845 € 26E16XX1410120	895 € 26E16071410120
 PNEUMÁTICO SIMPLES ABS SIMPLE PNEUMATIC ABS PNEUMATIQUE SIMPLE ABS	786 € 26416001410120	861 € 26416031410120	911 € 26416XX1410120	961 € 26416071410120
 ELETRÔNICO SIMPLES ABS SIMPLE ELECTRONIC ABS ELECTRONIQUE SIMPLE ABS	845 € 26616001410120	920 € 26616031410120	970 € 26616XX1410120	1.020 € 26616071410120
	6+10 JATOS 6+10 JETS 6+10 JETS	+3 MICROS +3 MICRO +3 MICRO	+5 MICROS** +5 MICRO** +5 MICRO**	+7 MICROS +7 MICRO +7 MICRO
 PNEUMÁTICO DUPLO ABS DOUBLE PNEUMATIC ABS PNEUMATIQUE DOBLE ABS	-	-	-	-
 ELETRÔNICO DUPLO ABS DOUBLE ELECTRONIC ABS ELECTRONIQUE DOBLE ABS	-	-	-	-
 ELETRÔNICO KOMBI ABS KOMBI ELECTRONIC ABS ELECTRONIQUE KOMBI ABS	1.067 € 2691610001410120	1.142 € 2691610031410120	1.192 € 2691610XX1410120	1.242 € 2691610071410120

SISTEMAS LATÃO BRASS SYSTEM SYSTÈME LAITON	BANHEIRA BRANCA/JATOS CROMADOS WHITE BATHTUB/CHROMED JETS BAIGNOIRE BLANC/JETS CHROMÉS			
	6+10 JATOS 6+10 JETS 6+10 JETS	+3 MICROS +3 MICRO +3 MICRO	+5 MICROS** +5 MICRO** +5 MICRO**	+7 MICROS +7 MICRO +7 MICRO
 ELETRÔNICO DUPLO FLAT LATÃO DOUBLE ELECTRONIC FLAT BRASS ELECTRONIQUE DOBLE FLAT LAITON	-	-	-	-
 COMFORT LATÃO COMFORT BRASS CONFORT LAITON	-	-	-	-

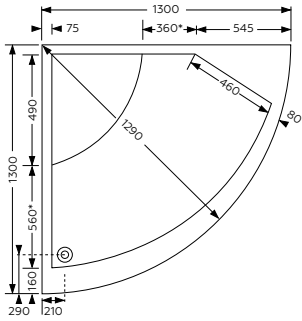
OUTROS ACESSÓRIOS DE HIDROMASSAGEM OTHERS WHIRLPOOL ACCESSORIES AUTRES ACCESSOIRES DE HYDROMASSAGE	P.263
--	-------

*As banheiras equipadas com sistemas de hidromassagem em ABS ou latão incluem no preço os pés de apoio e a válvula de descarga automática | Produto fabricado por encomenda | **O conjunto de 5 microjatos pode ser combinado de 2 formas: 5 costas + 0 pés (5C) ou 3 costas + 2 pés (5P) | Descontos de quantidade: 5 a 15 unidades / + de 15 unidades | Aos preços apresentados acresce IVA à taxa legal em vigor
 Whirlpool bathtubs equipped with brass or ABS systems include feet to bathtub and automatic discharge valve | Product made to order | **The set of 5 microjets may be combined of two ways: 5 Back + 0 Feet (5C) or 3 Back + 2 Feet (5P)
 Baignoire whirlpool équipées de systèmes de laiton ou ABS comprennent pieds pour baignoire et vidage automatique chrome | Produit fabriqué sur commande | **L'ensemble des 5 micro-jets peut être combiné de deux façons: 5Dors + 0 Pieds (5C) ou 3 Dos + 2 Pieds (5P)

CHARME CANTO 1300x1300 p.20/p.35



* medida para possível aplicação de torneiras na parede
* measure for possible mixer application on wall
* quant à une éventuelle application de robinets sur le mur









tolerância / tolerance / tolérance ±1%

MODELO MODEL MODÈLE	BRANCO WHITE BLANC
BANHEIRA SIMPLES SIMPLE BATH BAIGNOIRE SIMPLE	270 € 06021710130

PAINEL EM ACRÍLICO ACRYLIC PANEL PANNEAUX ACRYLIQUE kit fixação incluído fixing kit included kit de montage inclus	REF.	BRANCO WHITE BLANC
PAINEL DE CANTO CORNER PANEL PANNEAU D'ANGLE	0801051013050	167 €

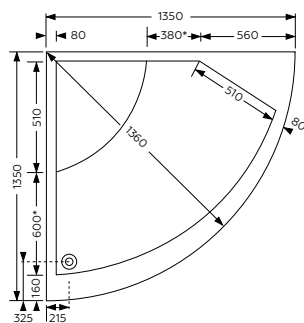
ACESSÓRIOS ACCESSORIES ACCESSOIRES	REF.	
PÉS DE APOIO BANHEIRA FEET TO BATHTUB PIEDS POUR BAIGNOIRE	KT060206	20 €
ALMOFADA POLIURETANO PRETA BLACK HEADREST REPOSE-TÊTE NOIR	522304	60 €
VÁLVULA DESCARGA AUTOMÁTICA AUTOMATIC DISCHARGE VALVE VIDAGE AUTOMATIQUE	071001	26 €
TORNEIRAS DE ENCASTRAR EM BANHEIRA BATH DECK MIXER MITIGEUR D'ENCASTRE EN BAIGNOIRE		P. 264

SISTEMAS ABS ABS SYSTEM SYSTÈME ABS	BANHEIRA BRANCA/JATOS CROMADOS WHITE BATHUB/CHROMED JETS BAIGNOIRE BLANC/JETS CHROMÉS			
	6 JATOS 6 JETS 6 JETS	+3 MICROS +3 MICRO +3 MICRO	+5 MICROS** +5 MICRO** +5 MICRO**	+7 MICROS +7 MICRO +7 MICRO
 ECOLINE ECOLINE ECOLINE	789 € 26E16001710130	864 € 26E16031710130	914 € 26E16XX1710130	964 € 26E16071710130
 PNEUMÁTICO SIMPLES ABS SIMPLE PNEUMATIC ABS PNEUMATIQUE SIMPLE ABS	855 € 26416001710130	930 € 26416031710130	980 € 26416XX1710130	1.030 € 26416071710130
 ELETRÔNICO SIMPLES ABS SIMPLE ELECTRONIC ABS ELECTRONIQUE SIMPLE ABS	914 € 26616001710130	989 € 26616031710130	1.039 € 26616XX1710130	1.089 € 26616071710130
	6+10 JATOS 6+10 JETS 6+10 JETS	+3 MICROS +3 MICRO +3 MICRO	+5 MICROS** +5 MICRO** +5 MICRO**	+7 MICROS +7 MICRO +7 MICRO
 PNEUMÁTICO DUPLO ABS DOUBLE PNEUMATIC ABS PNEUMATIQUE DOBLE ABS	1.244 € 2651610001710130	1.319 € 2651610031710130	1.369 € 2651610XX1710130	1.419 € 2651610071710130
 ELETRÔNICO DUPLO ABS DOUBLE ELECTRONIC ABS ELECTRONIQUE DOBLE ABS	1.432 € 2681610001710130	1.507 € 2681610031710130	1.557 € 2681610XX1710130	1.607 € 2681610071710130
 ELETRÔNICO KOMBI ABS KOMBI ELECTRONIC ABS ELECTRONIQUE KOMBI ABS	1.145 € 2691610001710130	1.220 € 2691610031710130	1.270 € 2691610XX1710130	1.320 € 2691610071710130

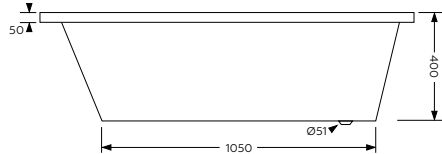
SISTEMAS LATÃO BRASS SYSTEM SYSTÈME LAITON	BANHEIRA BRANCA/JATOS CROMADOS WHITE BATHUB/CHROMED JETS BAIGNOIRE BLANC/JETS CHROMÉS			
	6+10 JATOS 6+10 JETS 6+10 JETS	+3 MICROS +3 MICRO +3 MICRO	+5 MICROS** +5 MICRO** +5 MICRO**	+7 MICROS +7 MICRO +7 MICRO
 ELETRÔNICO DUPLO FLAT LATÃO DOUBLE ELECTRONIC FLAT BRASS ELECTRONIQUE DOBLE FLAT LAITON	1.923 € 2631610001710130	1.998 € 2631610031710130	2.048 € 2631610XX1710130	2.098 € 2631610071710130
 COMFORT LATÃO COMFORT BRASS COMFORT LAITON	-	-	-	-

OUTROS ACESSÓRIOS DE HIDROMASSAGEM OTHERS WHIRLPOOL ACCESSORIES AUTRES ACCESSOIRES DE HYDROMASSAGE	P.263
--	-------

*As banheiras equipadas com sistemas de hidromassagem em ABS ou latão incluem no preço os pés de apoio e a válvula de descarga automática | Produto fabricado por encomenda | **O conjunto de 5 microjatos pode ser combinado de 2 formas: 5 costas + 0 pés (5C) ou 3 costas + 2 pés (5P) | Descontos de quantidade: 5 a 15 unidades / + de 15 unidades | Aos preços apresentados acresce IVA à taxa legal em vigor
Whirlpool bathtubs equipped with brass or ABS systems include feet to bathtub and automatic discharge valve | Product make to order | **The set of 5 microjets may be combined of two ways: 5 Back + 0 Feet (5C) or 3 Back + 2 Feet (5P)
Baignoire whirlpool équipées de systèmes de laiton ou ABS comprennent pieds pour baignoire et vidage automatique chrome | Produit fabriqué sur commande | **L'ensemble des 5 micro-jets peut être combiné de deux façons: 5Dors + 0 Pieds (5C) ou 3 Dos + 2 Pieds (5P)



p.20/p.35 CHARME CANTO 1350x1350



* medida para possível aplicação de torneiras na parede
* measure for possible mixer application on wall
* quant à une éventuelle application de robinets sur le mur

tolerância / tolerance / tolérance ±1%

MODELO MODEL MODÈLE	BRANCO WHITE BLANC
BANHEIRA SIMPLES SIMPLE BATH BAIGNOIRE SIMPLE	280 € 06021710135

PAINEL EM ACRÍLICO ACRYLIC PANEL PANNEAU ACRYLIQUE kit fixação incluído fixing kit included kit de montage inclus	REF.	BRANCO WHITE BLANC
PAINEL DE CANTO CORNER PANEL PANNEAU D'ANGLE	0801051013550	175 €

ACESSÓRIOS ACCESSORIES ACCESSOIRES	REF.	
PÉS DE APOIO BANHEIRA FEET TO BATHTUB PIEDS POUR BAIGNOIRE	KTO60206	20 €
ALMOFADA POLIURETANO PRETA BLACK HEADREST REPOSE-TÊTE NOIR	522304	60 €
VÁLVULA DESCARGA AUTOMÁTICA AUTOMATIC DISCHARGE VALVE VIDAGE AUTOMATIQUE	071001	26 €
TORNEIRAS DE ENCASTRAR EM BANHEIRA BATH DECK MIXER MITIGEUR D'ENCASTRE EN BAIGNOIRE		P. 264

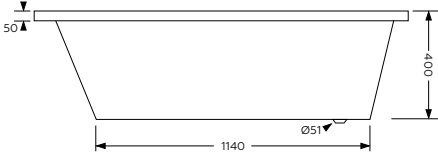
SISTEMAS ABS ABS SYSTEM SYSTÈME ABS	BANHEIRA BRANCA/JATOS CROMADOS WHITE BATHTUB/CHROMED JETS BAIGNOIRE BLANC/JETS CHROMÉS			
	6 JATOS 6 JETS 6 JETS	+3 MICROS +3 MICRO +3 MICRO	+5 MICROS** +5 MICRO** +5 MICRO**	+7 MICROS +7 MICRO +7 MICRO
E ECOLINE ECOLINE ECOLINE	799 € 26E16001710135	874 € 26E16031710135	924 € 26E16XX1710135	974 € 26E16071710135
P PNEUMÁTICO SIMPLES ABS SIMPLE PNEUMATIC ABS PNEUMATIQUE SIMPLE ABS	865 € 26416001710135	940 € 26416031710135	990 € 26416XX1710135	1.040 € 26416071710135
E ELETRÔNICO SIMPLES ABS SIMPLE ELECTRONIC ABS ELECTRONIQUE SIMPLE ABS	924 € 26616001710135	999 € 26616031710135	1.049 € 26616XX1710135	1.099 € 26616071710135
	6+10 JATOS 6+10 JETS 6+10 JETS	+3 MICROS +3 MICRO +3 MICRO	+5 MICROS** +5 MICRO** +5 MICRO**	+7 MICROS +7 MICRO +7 MICRO
P PNEUMÁTICO DUPLO ABS DOUBLE PNEUMATIC ABS PNEUMATIQUE DOBLE ABS	1.254 € 2651610001710135	1.329 € 2651610031710135	1.379 € 2651610XX1710135	1.429 € 2651610071710135
E ELETRÔNICO DUPLO ABS DOUBLE ELECTRONIC ABS ELECTRONIQUE DOBLE ABS	1.442 € 2681610001710135	1.517 € 2681610031710135	1.567 € 2681610XX1710135	1.617 € 2681610071710135
K ELETRÔNICO KOMBI ABS KOMBI ELECTRONIC ABS ELECTRONIQUE KOMBI ABS	1.155 € 2691610001710135	1.230 € 2691610031710135	1.280 € 2691610XX1710135	1.330 € 2691610071710135

SISTEMAS LATÃO BRASS SYSTEM SYSTÈME LAITON	BANHEIRA BRANCA/JATOS CROMADOS WHITE BATHTUB/CHROMED JETS BAIGNOIRE BLANC/JETS CHROMÉS			
	6+10 JATOS 6+10 JETS 6+10 JETS	+3 MICROS +3 MICRO +3 MICRO	+5 MICROS** +5 MICRO** +5 MICRO**	+7 MICROS +7 MICRO +7 MICRO
F ELETRÔNICO DUPLO FLAT LATÃO DOUBLE ELECTRONIC FLAT BRASS ELECTRONIQUE DOBLE FLAT LAITON	1.933 € 2631610001710135	2.008 € 2631610031710135	2.058 € 2631610XX1710135	2.108 € 2631610071710135
C COMFORT LATÃO COMFORT BRASS CONFORT LAITON	-	-	-	-

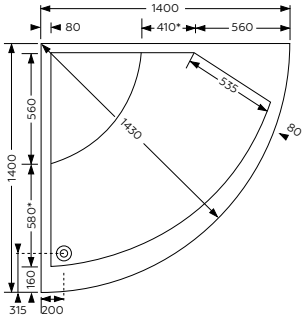
OUTROS ACESSÓRIOS DE HIDROMASSAGEM OTHERS WHIRLPOOL ACCESSORIES AUTRES ACCESSOIRES DE HYDROMASSAGE	P.263
--	-------

*As banheiras equipadas com sistemas de hidromassagem em ABS ou latão incluem no preço os pés de apoio e a válvula de descarga automática | Produto fabricado por encomenda | **O conjunto de 5 microjatos pode ser combinado de 2 formas: 5 costas + 0 pés (5C) ou 3 costas + 2 pés (5P) | Descontos de quantidade: 5 a 15 unidades / + de 15 unidades | Aos preços apresentados acresce IVA à taxa legal em vigor
Whirlpool bathtubs equipped with brass or ABS systems include feet to bathtub and automatic discharge valve | Product make to order | **The set of 5 microjets may be combined of two ways: 5 Back + 0 Feet (5C) or 3 Back + 2 Feet (5P)
Baignoire whirlpool équipées de systèmes de laiton ou ABS comprennent pieds pour baignoire et vidage automatique chrome | Produit fabriqué sur commande | **L'ensemble des 5 micro-jets peut être combiné de deux façons: 5Dors + 0 Pieds (5C) ou 3 Dors + 2 Pieds (5P)

CHARME CANTO 1400x1400 p.20/p.35



* medida para possível aplicação de torneiras na parede
* measure for possible mixer application on wall
* quant à une éventuelle application de robinets sur le mur










tolerância / tolerance / tolérance ±1%

MODELO MODEL MODÈLE	BRANCO WHITE BLANC
BANHEIRA SIMPLES SIMPLE BATH BAIGNOIRE SIMPLE	295 € 06021710140

PAINEL EM ACRÍLICO ACRYLIC PANEL PANNEAUX ACRYLIQUE kit fixação incluído fixing kit included kit de montage inclus	REF.	BRANCO WHITE BLANC
PAINEL DE CANTO CORNER PANEL PANNEAU D'ANGLE	0801051014050	183 €

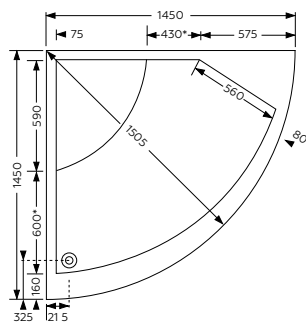
ACESSÓRIOS ACCESSORIES ACCESSOIRES	REF.	
PÉS DE APOIO BANHEIRA FEET TO BATHTUB PIEDS POUR BAIGNOIRE	KT060207	20 €
ALMOFADA POLIURETANO PRETA BLACK HEADREST REPOSE-TÊTE NOIR	522304	60 €
VÁLVULA DESCARGA AUTOMÁTICA AUTOMATIC DISCHARGE VALVE VIDAGE AUTOMATIQUE	071001	26 €
TORNEIRAS DE ENCASTRAR EM BANHEIRA BATH DECK MIXER MITIGEUR D'ENCASTRE EN BAIGNOIRE		P. 264

SISTEMAS ABS ABS SYSTEM SYSTÈME ABS	BANHEIRA BRANCA/JATOS CROMADOS WHITE BATHUB/CHROMED JETS BAIGNOIRE BLANC/JETS CHROMÉS			
	6 JATOS 6 JETS 6 JETS	+3 MICROS +3 MICRO +3 MICRO	+5 MICROS** +5 MICRO** +5 MICRO**	+7 MICROS +7 MICRO +7 MICRO
 ECOLINE ECOLINE ECOLINE	814 € 26E16001710140	889 € 26E16031710140	939 € 26E16XX1710140	989 € 26E16071710140
 PNEUMÁTICO SIMPLES ABS SIMPLE PNEUMATIC ABS PNEUMATIQUE SIMPLE ABS	880 € 26416001710140	955 € 26416031710140	1.005 € 26416XX1710140	1.055 € 26416071710140
 ELETRÔNICO SIMPLES ABS SIMPLE ELECTRONIC ABS ELECTRONIQUE SIMPLE ABS	939 € 26616001710140	1.014 € 26616031710140	1.064 € 26616XX1710140	1.114 € 26616071710140
	6+10 JATOS 6+10 JETS 6+10 JETS	+3 MICROS +3 MICRO +3 MICRO	+5 MICROS** +5 MICRO** +5 MICRO**	+7 MICROS +7 MICRO +7 MICRO
 PNEUMÁTICO DUPLO ABS DOUBLE PNEUMATIC ABS PNEUMATIQUE DOBLE ABS	1.269 € 2651610001710140	1.344 € 2651610031710140	1.394 € 2651610XX1710140	1.444 € 2651610071710140
 ELETRÔNICO DUPLO ABS DOUBLE ELECTRONIC ABS ELECTRONIQUE DOBLE ABS	1.457 € 2681610001710140	1.532 € 2681610031710140	1.582 € 2681610XX1710140	1.632 € 2681610071710140
 ELETRÔNICO KOMBI ABS KOMBI ELECTRONIC ABS ELECTRONIQUE KOMBI ABS	1.170 € 2691610001710140	1.245 € 26916110031710140	1.295 € 2691610XX1710140	1.345 € 2691610071710140


SISTEMAS LATÃO BRASS SYSTEM SYSTÈME LAITON	BANHEIRA BRANCA/JATOS CROMADOS WHITE BATHUB/CHROMED JETS BAIGNOIRE BLANC/JETS CHROMÉS			
	6+10 JATOS 6+10 JETS 6+10 JETS	+3 MICROS +3 MICRO +3 MICRO	+5 MICROS** +5 MICRO** +5 MICRO**	+7 MICROS +7 MICRO +7 MICRO
 ELETRÔNICO DUPLO FLAT LATÃO DOUBLE ELECTRONIC FLAT BRASS ELECTRONIQUE DOBLE FLAT LAITON	1.948 € 2631610001710140	2.023 € 2631610031710140	2.073 € 2631610XX1710140	2.123 € 2631610071710140
 COMFORT LATÃO COMFORT BRASS COMFORT LAITON	-	-	-	-

OUTROS ACESSÓRIOS DE HIDROMASSAGEM OTHERS WHIRLPOOL ACCESSORIES AUTRES ACCESSOIRES DE HYDROMASSAGE	P.263
--	-------

*As banheiras equipadas com sistemas de hidromassagem em ABS ou latão incluem no preço os pés de apoio e a válvula de descarga automática | Produto fabricado por encomenda | **O conjunto de 5 microjatos pode ser combinado de 2 formas: 5 costas + 0 pés (5C) ou 3 costas + 2 pés (5P) | Descontos de quantidade: 5 a 15 unidades / + de 15 unidades | Aos preços apresentados acresce IVA à taxa legal em vigor
Whirlpool bathtubs equipped with brass or ABS systems include feet to bathtub and automatic discharge valve | Product make to order | **The set of 5 microjets may be combined of two ways: 5 Back + 0 Feet (5C) or 3 Back + 2 Feet (5P)
Baignoire whirlpool équipées de systèmes de laiton ou ABS comprennent pieds pour baignoire et vidage automatique chrome | Produit fabriqué sur commande | **L'ensemble des 5 micro-jets peut être combiné de deux façons: 5Dors + 0 Pieds (5C) ou 3 Dos + 2 Pieds (5P)









p.20/p.35 CHARME CANTO 1450x1450





* medida para possível aplicação de torneiras na parede
* measure for possible mixer application on wall
* quant à une éventuelle application de robinets sur le mur

tolerância / tolerance / tolérance ±1%

MODELO MODEL MODÈLE	BRANCO WHITE BLANC
BANHEIRA SIMPLES SIMPLE BATH BAIGNOIRE SIMPLE	310 € 06021710145
PAINEL EM ACRÍLICO ACRYLIC PANEL PANNEAU ACRYLIQUE kit fixação incluído fixing kit included kit de montage inclus	BRANCO WHITE BLANC
PAINEL DE CANTO CORNER PANEL PANNEAU D'ANGLE	REF. 0801051014550 192 €
ACESSÓRIOS ACCESSORIES ACCESSOIRES	REF.
PÉS DE APOIO BANHEIRA FEET TO BATHTUB PIEDS POUR BAIGNOIRE	KT060207 20 €
ALMOFADA POLIURETANO PRETA BLACK HEADREST REPOSE-TÊTE NOIR	522304 60 €
VÁLVULA DESCARGA AUTOMÁTICA AUTOMATIC DISCHARGE VALVE VIDAGE AUTOMATIQUE	071001 26 €
TORNEIRAS DE ENCASTRAR EM BANHEIRA BATH DECK MIXER MITIGEUR D'ENCASTRE EN BAIGNOIRE	P. 264

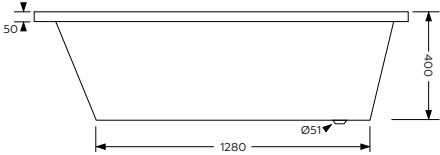
SISTEMAS ABS ABS SYSTEM SYSTÈME ABS	BANHEIRA BRANCA/JATOS CROMADOS WHITE BATHUB/CHROMED JETS BAIGNOIRE BLANC/JETS CHROMÉS
	6 JATOS 6 JETS 6 JETS
	+3 MICROS +3 MICRO +3 MICRO
	+5 MICROS** +5 MICRO** +5 MICRO**
	+7 MICROS +7 MICRO +7 MICRO
 ECOLINE ECOLINE ECOLINE	829 € 26E16001710145
 PNEUMÁTICO SIMPLES ABS SIMPLE PNEUMATIC ABS PNEUMATIQUE SIMPLE ABS	895 € 26416001710145
 ELETRÔNICO SIMPLES ABS SIMPLE ELECTRONIC ABS ELECTRONIQUE SIMPLE ABS	954 € 26616001710145
	6+10 JATOS 6+10 JETS 6+10 JETS
	+3 MICROS +3 MICRO +3 MICRO
	+5 MICROS** +5 MICRO** +5 MICRO**
	+7 MICROS +7 MICRO +7 MICRO
 PNEUMÁTICO DUPLO ABS DOUBLE PNEUMATIC ABS PNEUMATIQUE DOBLE ABS	1.284 € 2651610001710145
 ELETRÔNICO DUPLO ABS DOUBLE ELECTRONIC ABS ELECTRONIQUE DOBLE ABS	1.472 € 2681610001710145
 ELETRÔNICO KOMBI ABS KOMBI ELECTRONIC ABS ELECTRONIQUE KOMBI ABS	1.185 € 2691610001710145

SISTEMAS LATÃO BRASS SYSTEM SYSTÈME LAITON	BANHEIRA BRANCA/JATOS CROMADOS WHITE BATHUB/CHROMED JETS BAIGNOIRE BLANC/JETS CHROMÉS
	6+10 JATOS 6+10 JETS 6+10 JETS
	+3 MICROS +3 MICRO +3 MICRO
	+5 MICROS** +5 MICRO** +5 MICRO**
	+7 MICROS +7 MICRO +7 MICRO
 ELETRÔNICO DUPLO FLAT LATÃO DOUBLE ELECTRONIC FLAT BRASS ELECTRONIQUE DOBLE FLAT LAITON	1.963 € 2631610001710145
 COMFORT LATÃO COMFORT BRASS CONFORT LAITON	-

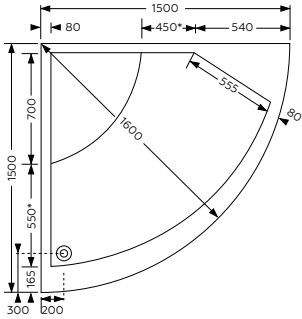
OUTROS ACESSÓRIOS DE HIDROMASSAGEM OTHERS WHIRLPOOL ACCESSORIES AUTRES ACCESSOIRES DE HYDROMASSAGE	P.263
--	-------

*As banheiras equipadas com sistemas de hidromassagem em ABS ou latão incluem no preço os pés de apoio e a válvula de descarga automática | Produto fabricado por encomenda | **O conjunto de 5 microjatos pode ser combinado de 2 formas: 5 costas + 0 pés (5C) ou 3 costas + 2 pés (5P) | Descontos de quantidade: 5 a 15 unidades / + de 15 unidades | Aos preços apresentados acresce IVA à taxa legal em vigor
Whirlpool bathtubs equipped with brass or ABS systems include feet to bathtub and automatic discharge valve | Product made to order | **The set of 5 microjets may be combined of two ways: 5 Back + 0 Feet (5C) or 3 Back + 2 Feet (5P)
Baignoire whirlpool équipées de systèmes de laiton ou ABS comprennent pieds pour baignoire et vidage automatique chrome | Produit fabriqué sur commande | **L'ensemble des 5 micro-jets peut être combiné de deux façons: 5Dors + 0 Pieds (5C) ou 3 Dors + 2 Pieds (5P)

CHARME CANTO 1500x1500 p.20/p.35



* medida para possível aplicação de torneiras na parede
* measure for possible mixer application on wall
* quant à une éventuelle application de robinets sur le mur










tolerância / tolerance / tolérance ±1%

MODELO MODEL MODÈLE	BRANCO WHITE BLANC
BANHEIRA SIMPLES SIMPLE BATH BAIGNOIRE SIMPLE	355 € 06021710150

PAINEL EM ACRÍLICO ACRYLIC PANEL PANNEAUX ACRYLIQUE kit fixação incluído fixing kit included kit de montage inclus	REF.	BRANCO WHITE BLANC
PAINEL DE CANTO CORNER PANEL PANNEAU D'ANGLE	0801051015050	200 €

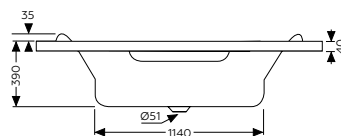
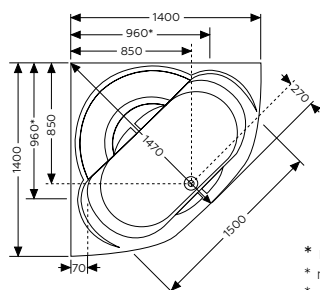
ACESSÓRIOS ACCESSORIES ACCESSOIRES	REF.	
PÉS DE APOIO BANHEIRA FEET TO BATHTUB PIEDS POUR BAIGNOIRE	KT060208	20 €
ALMOFADA POLIURETANO PRETA BLACK HEADREST REPOSE-TÊTE NOIR	522304	60 €
VÁLVULA DESCARGA AUTOMÁTICA AUTOMATIC DISCHARGE VALVE VIDAGE AUTOMATIQUE	071001	26 €
TORNEIRAS DE ENCASTRAR EM BANHEIRA BATH DECK MIXER MITIGEUR D'ENCASTRE EN BAIGNOIRE		P. 264

SISTEMAS ABS ABS SYSTEM SYSTÈME ABS	BANHEIRA BRANCA/JATOS CROMADOS WHITE BATHUB/CHROMED JETS BAIGNOIRE BLANC/JETS CHROMÉS			
	6 JATOS 6 JETS 6 JETS	+3 MICROS +3 MICRO +3 MICRO	+5 MICROS** +5 MICRO** +5 MICRO**	+7 MICROS +7 MICRO +7 MICRO
 ECOLINE ECOLINE ECOLINE	883 € 26E16001710150	958 € 26E16031710150	1.008 € 26E16XX1710150	1.058 € 26E16071710150
 PNEUMÁTICO SIMPLES ABS SIMPLE PNEUMATIC ABS PNEUMATIQUE SIMPLE ABS	949 € 26416001710150	1.024 € 26416031710150	1.074 € 26416XX1710150	1.124 € 26416071710150
 ELETRÔNICO SIMPLES ABS SIMPLE ELECTRONIC ABS ELECTRONIQUE SIMPLE ABS	1.008 € 26616001710150	1.083 € 26616031710150	1.133 € 26616XX1710150	1.183 € 26616071710150
	6+10 JATOS 6+10 JETS 6+10 JETS	+3 MICROS +3 MICRO +3 MICRO	+5 MICROS** +5 MICRO** +5 MICRO**	+7 MICROS +7 MICRO +7 MICRO
 PNEUMÁTICO DUPLO ABS DOUBLE PNEUMATIC ABS PNEUMATIQUE DOBLE ABS	1.338 € 2651610001710150	1.413 € 2651610031710150	1.463 € 2651610XX1710150	1.513 € 2651610071710150
 ELETRÔNICO DUPLO ABS DOUBLE ELECTRONIC ABS ELECTRONIQUE DOBLE ABS	1.526 € 2681610001710150	1.601 € 2681610031710150	1.651 € 2681610XX1710150	1.701 € 2681610071710150
 ELETRÔNICO KOMBI ABS KOMBI ELECTRONIC ABS ELECTRONIQUE KOMBI ABS	1.239 € 2691610001710150	1.314 € 2691610031710150	1.364 € 2691610XX1710150	1.414 € 2691610071710150

SISTEMAS LATÃO BRASS SYSTEM SYSTÈME LAITON	BANHEIRA BRANCA/JATOS CROMADOS WHITE BATHUB/CHROMED JETS BAIGNOIRE BLANC/JETS CHROMÉS			
	6+10 JATOS 6+10 JETS 6+10 JETS	+3 MICROS +3 MICRO +3 MICRO	+5 MICROS** +5 MICRO** +5 MICRO**	+7 MICROS +7 MICRO +7 MICRO
 ELETRÔNICO DUPLO FLAT LATÃO DOUBLE ELECTRONIC FLAT BRASS ELECTRONIQUE DOBLE FLAT LAITON	2.008 € 2631610001710150	2.083 € 2631610031710150	2.133 € 2631610XX1710150	2.183 € 2631610071710150
 COMFORT LATÃO COMFORT BRASS COMFORT LAITON	-	-	-	-

OUTROS ACESSÓRIOS DE HIDROMASSAGEM OTHERS WHIRLPOOL ACCESSORIES AUTRES ACCESSOIRES DE HYDROMASSAGE	P.263
--	-------

*As banheiras equipadas com sistemas de hidromassagem em ABS ou latão incluem no preço os pés de apoio e a válvula de descarga automática | Produto fabricado por encomenda | **O conjunto de 5 microjatos pode ser combinado de 2 formas: 5 costas + 0 pés (5C) ou 3 costas + 2 pés (5P) | Descontos de quantidade: 5 a 15 unidades / + de 15 unidades | Aos preços apresentados acresce IVA à taxa legal em vigor
Whirlpool bathtubs equipped with brass or ABS systems include feet to bathtub and automatic discharge valve | Product make to order | **The set of 5 microjets may be combined of two ways: 5 Back + 0 Feet (5C) or 3 Back + 2 Feet (5P)
Baignoire whirlpool équipées de systèmes de laiton ou ABS comprennent pieds pour baignoire et vidage automatique chrome | Produit fabriqué sur commande | **L'ensemble des 5 micro-jets peut être combiné de deux façons: 5Dors + 0 Pieds (5C) ou 3 Dos + 2 Pieds (5P)



* medida para possível aplicação de torneiras na parede
 * measure for possible mixer application on wall
 * quant à une éventuelle application de robinets sur le mur



MODELO MODEL MODÈLE	BRANCO WHITE BLANC
BANHEIRA SIMPLES SIMPLE BATH BAIGNOIRE SIMPLE	295 € 06020510140

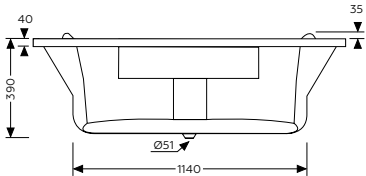
PAINEL EM ACRÍLICO ACRYLIC PANEL PANNEAUX ACRYLIQUE kit fixação incluído fixing kit included kit de montage inclus	REF.	BRANCO WHITE BLANC
PAINEL DE CANTO CORNER PANEL PANNEAU D'ANGLE	0801031014055	147 €

ACESSÓRIOS ACCESSORIES ACCESSOIRES	REF.	
PÉS DE APOIO BANHEIRA FEET TO BATHTUB PIEDS POUR BAIGNOIRE	KT060202	20 €
VÁLVULA DESCARGA AUTOMÁTICA CROMADA AUTOMATIC DISCHARGE VALVE CHROME VIDAGE AUTOMATIQUE CHROME	071001	26 €

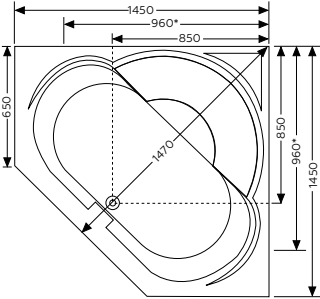
SISTEMAS ABS ABS SYSTEM SYSTÈME ABS	BANHEIRA BRANCA/JATOS CROMADOS WHITE BATHTUB/CHROMED JETS BAIGNOIRE BLANC/JETS CHROMÉS			
	6 JATOS 6 JETS 6 JETS	+3 MICROS +3 MICRO +3 MICRO	+5 MICROS** +5 MICRO** +5 MICRO**	+6 MICROS +6 MICRO +6 MICRO
E ECOLINE ECOLINE ECOLINE	814 € 26E16000510140D/E	889 € 26E16030510140D/E	-	964 € 26E16060510140D/E
P PNEUMÁTICO SIMPLES ABS SIMPLE PNEUMATIC ABS PNEUMATIQUE SIMPLE ABS	880 € 26416000510140D/E	955 € 26416030510140D/E	-	1.030 € 26416060510140D/E
E ELETRÔNICO SIMPLES ABS SIMPLE ELECTRONIC ABS ELECTRONIQUE SIMPLE ABS	939 € 26616000510140D/E	1.014 € 26616030510140D/E	-	1.089 € 26616060510140D/E
P PNEUMÁTICO DUPLO ABS DOUBLE PNEUMATIC ABS PNEUMATIQUE DOBLE ABS	1.269 € 2651610000510140D/E	1.344 € 2651610030510140D/E	-	1.419 € 2651610060510140D/E
E ELETRÔNICO DUPLO ABS DOUBLE ELECTRONIC ABS ELECTRONIQUE DOBLE ABS	1.457 € 2681610000510140D/E	1.532 € 2681610030510140D/E	-	1.607 € 2681610060510140D/E
K ELETRÔNICO KOMBI ABS KOMBI ELECTRONIC ABS ELECTRONIQUE KOMBI ABS	1.170 € 2691610000510140D/E	1.245 € 2691610030510140D/E	-	1.320 € 2691610060510140D/E

SISTEMAS LATÃO BRASS SYSTEM SYSTÈME LAITON	BANHEIRA BRANCA/JATOS CROMADOS WHITE BATHTUB/CHROMED JETS BAIGNOIRE BLANC/JETS CHROMÉS			
	6 JATOS 6 JETS 6+10 JETS	+3 MICROS +3 MICRO +3 MICRO	+5 MICROS** +5 MICRO** +5 MICRO**	+6 MICROS +6 MICRO +6 MICRO
F ELETRÔNICO DUPLO FLAT LATÃO DOUBLE ELECTRONIC FLAT BRASS ELECTRONIQUE DOBLE FLAT LAITON	1.948 € 2631610000510140D/E	2.023 € 2631610030510140D/E	-	2.098 € 2631610060510140D/E
C COMFORT LATÃO COMFORT BRASS CONFORT LAITON	-	-	-	-

TÍLIA 1450x1450 p.24/p.35
BATHTUB TÍLIA 1450x1450 | BAIGNOIRE TÍLIA 1450x1450









* medida para possível aplicação de torneiras na parede
* measure for possible mixer application on wall
* quant à une éventuelle application de robinets sur le mur





MODELO MODEL MODÈLE	BRANCO WHITE BLANC
BANHEIRA SIMPLES SIMPLE BATH BAIGNOIRE SIMPLE	310 €
	06021210145

PAINEL EM ACRÍLICO ACRYLIC PANEL PANNEAUX ACRYLIQUE kit fixação incluído fixing kit included kit de montage inclus	REF.	BRANCO WHITE BLANC
PAINEL DE CANTO CORNER PANEL PANNEAU D'ANGLE	0801031014555	160 €
PAINEL DE CANTO C/ DEGRAU CORNER PANEL W/ STEP PANNEAU D'ANGLE A/ ÉTAPE	0801041014555	210 €

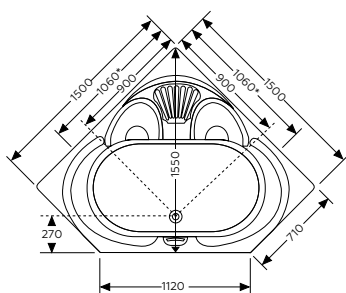
ACESSÓRIOS ACCESSORIES ACCESSOIRES	REF.	
PÉS DE APOIO BANHEIRA FEET TO BATHTUB PIEDS POUR BAIGNOIRE	KT060202	20 €
VÁLVULA DESCARGA AUTOMÁTICA CROMADA AUTOMATIC DISCHARGE VALVE CHROME VIDAGE AUTOMATIQUE CHROME	071001	26 €

SISTEMAS ABS		BANHEIRA BRANCA/JATOS CROMADOS			
ABS SYSTEM SYSTÈME ABS		WHITE BATHTUB/CHROMED JETS BAIGNOIRE BLANC/JETS CHROMÉS			
		6 JATOS 6 JETS 6 JETS	+3 MICROS +3 MICRO +3 MICRO	+5 MICROS** +5 MICRO** +5 MICRO**	+6 MICROS +6 MICRO +6 MICRO
	ECOLINE ECOLINE ECOLINE	829 € 26E16001210145D/E	904 € 26E16031210145D/E	-	979 € 26E16061210145D/E
	PNEUMÁTICO SIMPLES ABS SIMPLE PNEUMATIC ABS PNEUMATIQUE SIMPLE ABS	895 € 26416001210145D/E	970 € 26416031210145D/E	-	1.045 € 26416061210145D/E
	ELETRÔNICO SIMPLES ABS SIMPLE ELECTRONIC ABS ELECTRONIQUE SIMPLE ABS	954 € 26616001210145D/E	1.029 € 26616031210145D/E	-	1.104 € 26616061210145D/E
	PNEUMÁTICO DUPLO ABS DOUBLE PNEUMATIC ABS PNEUMATIQUE DOBLE ABS	1.284 € 2651610001210145D/E	1.359 € 2651610031210145D/E	-	1.434 € 2651610061210145D/E
	ELETRÔNICO DUPLO ABS DOUBLE ELECTRONIC ABS ELECTRONIQUE DOBLE ABS	1.472 € 2681610001210145D/E	1.547 € 2681610031210145D/E	-	1.622 € 2681610061210145D/E
	ELETRÔNICO KOMBI ABS KOMBI ELECTRONIC ABS ELECTRONIQUE KOMBI ABS	1.185 € 2691610001210145D/E	1.260 € 2691610031210145D/E	-	1.335 € 2691610061210145D/E

SISTEMAS LATÃO		BANHEIRA BRANCA/JATOS CROMADOS			
BRASS SYSTEM SYSTÈME LAITON		WHITE BATHTUB/CHROMED JETS BAIGNOIRE BLANC/JETS CHROMÉS			
		6 JATOS 6 JETS 6+10 JETS	+3 MICROS +3 MICRO +3 MICRO	+5 MICROS** +5 MICRO** +5 MICRO**	+6 MICROS +6 MICRO +6 MICRO
	ELETRÔNICO DUPLO FLAT LATÃO DOUBLE ELECTRONIC FLAT BRASS ELECTRONIQUE DOBLE FLAT LAITON	1.963 € 2631610001210145D/E	2.038 € 2631610031210145D/E	-	2.113 € 2631610061210145D/E
	COMFORT LATÃO COMFORT BRASS CONFORT LAITON	-	-	-	-

OUTROS ACESSÓRIOS DE HIDROMASSAGEM OTHERS WHIRLPOOL ACCESSORIES AUTRES ACCESSOIRES DE HYDROMASSAGE	P.263
--	-------

*As banheiras equipadas com sistemas de hidromassagem em ABS ou latão incluem no preço os pés de apoio e a válvula de descarga automática. Fabricada mediante encomenda
Whirlpool bathtubs: make to order | Baignoire de Hydromassage: apporter à l'ordre
**O conjunto de 5 microjatos pode ser combinado de 2 formas: 5 costas + 0 pés (5C) ou 3 costas + 2 pés (5P)
Whirlpool bathtubs: make to order | Baignoire de Hydromassage: apporter à l'ordre
Descontos de quantidade: 5 a 15 unidades / + de 15 unidades | Aos preços apresentados acresce IVA à taxa legal em vigor



* medida para possível aplicação de torneiras na parede
 * measure for possible mixer application on wall
 * quant à une éventuelle application de robinets sur le mur



MODELO MODEL MODÈLE	BRANCO WHITE BLANC
BANHEIRA SIMPLES SIMPLE BATH BAIGNOIRE SIMPLE	355 €
	06020710150

*Pegadeira incluída no preço da banheira | *Handle included in the price of bath | *Poignée inclus dans le pris de baignoire

PAINEL EM ACRÍLICO ACRYLIC PANEL PANNEAUX ACRYLIQUE kit fixação incluído fixing kit included kit de montage inclus	REF.	BRANCO WHITE BLANC
PAINEL DE CANTO CORNER PANEL PANNEAU D'ANGLE	0801031015055	168 €
PAINEL DE CANTO C/ DEGRAU CORNER PANEL W/ STEP PANNEAU D'ANGLE A/ ÉTAPE	0801041015055	219 €

ACESSÓRIOS ACCESSORIES ACCESSOIRES	REF.	
PÉS DE APOIO BANHEIRA FEET TO BATHTUB PIEDS POUR BAIGNOIRE	KT060203	20 €
VÁLVULA DESCARGA AUTOMÁTICA CROMADA AUTOMATIC DISCHARGE VALVE CHROME VIDAGE AUTOMATIQUE CHROME	071001	26 €

SISTEMAS ABS ABS SYSTEM SYSTÈME ABS	BANHEIRA BRANCA/JATOS CROMADOS WHITE BATHTUB/CHROMED JETS BAIGNOIRE BLANC/JETS CHROMÉS			
	6 JATOS 6 JETS 6 JETS	+3 MICROS +3 MICRO +3 MICRO	+5 MICROS** +5 MICRO** +5 MICRO**	+6 MICROS +6 MICRO +6 MICRO
ECOLINE ECOLINE ECOLINE	883 € 26E16000710150D/E	958 € 26E16030710150D/E	-	1.033 € 26E160610150D/E
PNEUMÁTICO SIMPLES ABS SIMPLE PNEUMATIC ABS PNEUMATIQUE SIMPLE ABS	949 € 26416000710150D/E	1.024 € 26416030710150D/E	-	1.099 € 26416060710150D/E
ELETRÓNICO SIMPLES ABS SIMPLE ELECTRONIC ABS ELECTRONIQUE SIMPLE ABS	1.008 € 26616000710150D/E	1.083 € 26616030710150D/E	-	1.158 € 26616060710150D/E
PNEUMÁTICO DUPLO ABS DOUBLE PNEUMATIC ABS PNEUMATIQUE DOBLE ABS	1.338 € 2651610000710150D/E	1.413 € 2651610030710150D/E	-	1.488 € 2651610060710150D/E
ELETRÓNICO DUPLO ABS DOUBLE ELECTRONIC ABS ELECTRONIQUE DOBLE ABS	1.526 € 2681610000710150D/E	1.601 € 2681610030710150D/E	-	1.676 € 2681610060710150D/E
ELETRÓNICO KOMBI ABS KOMBI ELECTRONIC ABS ELECTRONIQUE KOMBI ABS	1.239 € 2691610000710150D/E	1.314 € 2691610030710150D/E	-	1.389 € 2691610060710150D/E

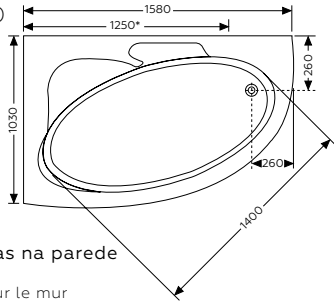
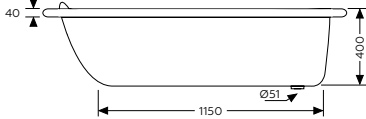
SISTEMAS LATÃO BRASS SYSTEM SYSTÈME LAITON	BANHEIRA BRANCA/JATOS CROMADOS WHITE BATHTUB/CHROMED JETS BAIGNOIRE BLANC/JETS CHROMÉS			
	6 JATOS 6 JETS 6+10 JETS	+3 MICROS +3 MICRO +3 MICRO	+5 MICROS** +5 MICRO** +5 MICRO**	+6 MICROS +6 MICRO +6 MICRO
ELETRÓNICO DUPLO FLAT LATÃO DOUBLE ELECTRONIC FLAT BRASS ELECTRONIQUE DOBLE FLAT LAITON	2.008 € 2631610000710150D/E	2.083 € 2631610030710150D/E	-	2.158 € 2631610060710150D/E
COMFORT LATÃO COMFORT BRASS CONFORT LAITON	-	-	-	-

CAMÉLIA 1580x1030 p.30/p.36-37
BATHTUB CAMÉLIA RIGHT/LEFT 1580x1030 | BAIGNOIRE CAMÉLIA DROITE/GAUCHE 1580x1030



esquerda
left / gauche

direita
right / droite





* medida para possível aplicação de torneiras na parede
* measure for possible mixer application on wall
* quant à une éventuelle application de robinets sur le mur


MODELO MODEL MODÈLE	BRANCO WHITE BLANC
BANHEIRA SIMPLES SIMPLE BATH BAIGNOIRE SIMPLE	330 €
	060210X10158

Substituir X por: D - Direita / E - Esquerda | Change X for: D - Right / E - Left | Remplacer X pour: D - Droite / E - Gauche

PAINEL EM ACRÍLICO ACRYLIC PANEL PANNEAUX ACRYLIQUE kit fixação incluído fixing kit included kit de montage inclus	REF.	BRANCO WHITE BLANC
PAINEL DE CANTO CORNER PANEL PANNEAU D'ANGLE	0801031015850D/E	178 €

ACESSÓRIOS ACCESSORIES ACCESSOIRES	REF.	
PÉS DE APOIO BANHEIRA FEET TO BATHTUB PIEDS POUR BAIGNOIRE	KT060204	20 €
VÁLVULA DESCARGA AUTOMÁTICA CROMADA AUTOMATIC DISCHARGE VALVE CHROME VIDAGE AUTOMATIQUE CHROME	071001	26 €

SISTEMAS ABS ABS SYSTEM SYSTÈME ABS		BANHEIRA BRANCA/JATOS CROMADOS WHITE BATHTUB/CHROMED JETS BAIGNOIRE BLANC/JETS CHROMÉS			
		6 JATOS 6 JETS 6 JETS	+3 MICROS +3 MICRO +3 MICRO	+5 MICROS** +5 MICRO** +5 MICRO**	+7 MICROS +7 MICRO +7 MICRO
	ECOLINE ECOLINE ECOLINE	849 € 26E160010D/E10158	924 € 26E160310D/E10158	974 € 26E16XX10D/E10158	1.024 € 26E160710D/E10158
	PNEUMÁTICO SIMPLES ABS SIMPLE PNEUMATIC ABS PNEUMATIQUE SIMPLE ABS	915 € 264160010D/E10158	990 € 264160310D/E10158	1.040 € 26416XX10D/E10158	1.090 € 264160710D/E10158
	ELETRÔNICO SIMPLES ABS SIMPLE ELECTRONIC ABS ELECTRONIQUE SIMPLE ABS	974 € 266160010D/E10158	1.049 € 266160310D/E10158	1.099 € 26616XX10D/E10158	1.149 € 266160710D/E10158
	PNEUMÁTICO DUPLO ABS DOUBLE PNEUMATIC ABS PNEUMATIQUE DOBLE ABS	1.304 € 26516100010D/E10158	1.379 € 26516100310D/E10158	1.429 € 2651610XX10D/E10158	1.479 € 26516100710D/E10158
	ELETRÔNICO DUPLO ABS DOUBLE ELECTRONIC ABS ELECTRONIQUE DOBLE ABS	1.492 € 26816100010D/E10158	1.567 € 26816100310D/E10158	1.617 € 2681610XX10D/E10158	1.667 € 26816100710D/E10158
	ELETRÔNICO KOMBI ABS KOMBI ELECTRONIC ABS ELECTRONIQUE KOMBI ABS	1.205 € 26916100010D/E10158	1.280 € 26916100310D/E10158	1.330 € 2691610XX10D/E10158	1.380 € 26916100710D/E10158

SISTEMAS LATÃO BRASS SYSTEM SYSTÈME LAITON		BANHEIRA BRANCA/JATOS CROMADOS WHITE BATHTUB/CHROMED JETS BAIGNOIRE BLANC/JETS CHROMÉS			
		6 JATOS 6 JETS 6+10 JETS	+3 MICROS +3 MICRO +3 MICRO	+5 MICROS** +5 MICRO** +5 MICRO**	+7 MICROS +7 MICRO +7 MICRO
	ELETRÔNICO DUPLO FLAT LATÃO DOUBLE ELECTRONIC FLAT BRASS ELECTRONIQUE DOBLE FLAT LAITON	1.983 € 26316100010D/E10158	2.058 € 26316100310D/E10158	2.108 € 2631610XX10D/E10158	2.158 € 26316100710D/E10158
	COMFORT LATÃO COMFORT BRASS CONFORT LAITON	-	-	-	-

OUTROS ACESSÓRIOS DE HIDROMASSAGEM OTHERS WHIRLPOOL ACCESSORIES AUTRES ACCESSOIRES DE HYDROMASSAGE	P.263
--	-------

*As banheiras equipadas com sistemas de hidromassagem em ABS ou latão incluem no preço os pés de apoio e a válvula de descarga automática. Fabricada mediante encomenda
Whirlpool bathtubs: make to order | Baignoire de Hydromassage: apporter à l'ordre
**O conjunto de 5 microjatos pode ser combinado de 2 formas: 5 costas + 0 pés (5C) ou 3 costas + 2 pés (5P)
Whirlpool bathtubs: make to order | Baignoire de Hydromassage: apporter à l'ordre
Descontos de quantidade: 5 a 15 unidades / + de 15 unidades | Aos preços apresentados acresce IVA à taxa legal em vigor

ILUMINAÇÃO LIGHT L'ÉCLAIRAGE		E					K	F	C
LÂMPADA DE IODO* SPA LIGHT LAMPE À IODE	2606LAMPADA	-	-	-	-	250 €	250 €	250 €	incluído added inclus
CROMOTERAPIA* (COMANDO ADICIONAL) CHROMOTHERAPY* (ADDITIONAL COMMANDE) CHROMOTÉRAPIE* (COMMANDE SUPPLÉMENTAIRE)	2606CROMOTERAPIA	-	-	-	375 €	375 €	375 €	375 €	-
*Não poderão ser montadas em simultâneo There can be mounted simultaneously Il ne peut pas être monté simultanément									
OUTROS ACESSÓRIOS OTHER ACCESSORIES AUTRES ACCESSOIRES		E					K	F	C
DESINFECÇÃO AUTOMÁTICA (comando adicional exceto no sistema comfort) AUTOMATIC DESINFECTION (additional command except in comfort system) DESINFECTION AUTOMATIQUE (commande supplémentaire sauf dans le système comfort)	2606DESINFECÇAO	-	-	-	-	271 €	-	271 €	incluído added inclus
COMPRESSOR COM FABRICO DE OZONO AIR BLOWER WITH OZONE COMPRESSEUR D'OZONE	2606COMPOZONO	-	-	104 €	-	104 €	-	104 €	104 €
COMANDO À DISTÂNCIA REMOTE CONTROL TÉLÉCOMMANDE	2606COMDIST	-	-	-	-	292 €	-	292 €	-
AROMATERAPIA AROMATHERAPY AROMATHERAPIE	2606AROMOTERAPIA	-	125 €	125 €	125 €	125 €	125 €	125 €	125 €
DISJUNTOR DIFERENCIAL 30mA RCCB 30mA DISJONCTEUR 30mA	524010	29 €	incluído added inclus	incluído added inclus	incluído added inclus	incluído added inclus	incluído added inclus	incluído added inclus	incluído added inclus
SENSOR NÍVEL ÁGUA WATER LEVEL SENSOR SENSOR DE NIVEAU D'EAU	56011601	31 €	incluído added inclus	incluído added inclus	incluído added inclus	incluído added inclus	incluído added inclus	incluído added inclus	incluído added inclus
JATOS DE PESCOÇO-2 UNIDADES (apenas aplicável banheira Charme e Planíssima) NECK JETS - 2 UNITS (only applicable in bathtubs Charme and Planíssima) JETS DE COU - 2 UNITÉS (seulement applicable dans les baignoires Charme et Planíssima)	2606NECKJET	188 €	188 €	188 €	188 €	188 €	188 €	188 €	188 €
VÁLVULA DE ENCHIMENTO E DESCARGA AUTOMÁTICA COM DRENO BATH POP-UP WASTE WITH OVERFLOW WATER OUTLET SPOUT WITH DRAIN VIDAGE D'REMPLISSEZ AVEC DECHARGE AUTOMATIQUE AVEC DRAIN	56260021	-	-	80 €	-	80 €	80 €	80 €	80 €
VÁLVULA DE ENCHIMENTO COM DESCARGA AUTOMÁTICA BATH POP-UP WASTE WITH OVERFLOW WATER OUTLET SPOUT VIDAGE D'REMPLISSEZ AVEC DECHARGE AUTOMATIQUE	56260020	-	56 €	-	56 €	-	-	-	-
VALOR SUPLEMENTAR EXTRA VALUE VALEUR SUPPLÉMENTAIRE		E					K	F	C
JATOS BRANCOS ABS/LATÃO WHITE JETS ABS / BRASS JETS BLANCS ABS/ LAITON		-	83 €	171 €	83 €	171 €	171 €	171 €	171 €
JATOS DOURADOS ABS/LATÃO GOLDEN JETS ABS / BRASS JETS D'OR ABS / LAITON		-	146 €	304 €	146 €	304 €	304 €	304 €	304 €
JATOS SUPLEMENTARES ADDITIONAL JETS JETS SUPPLÉMENTAIRES						CROMADO CHROMED CHROMÉ	BRANCO WHITE BLANC	DOURADO GOLDEN DORÉ	
JATOS DE ÁGUA LATERAIS ABS/LATÃO (UNIDADE) LATERAL WATER JETS ABS/BRASS (UNIT) JETS EAU LATÉRAL ABS/LAITON (UNITÉ)						29 €	38 €	42 €	
MICROJATOS ABS/LATÃO (UNIDADE) PARA ZONAS LOMBAR, DORSAL E PÉS MICRO JETS ABS/BRASS (UNIT) TO AREAS LUMBAR, DORSAL AND FEET MICROJETS ABS/LAITON (UNITÉ) POUR LES ZONES LOMBAIRES, DORSALES ET DES PIEDS						21 €	29 €	33 €	
JATOS DE AR INFERIORES ABS/LATÃO - 2 UNIDADES (apenas disponível para sistema de hidromassagem duplo) INFERIOR AIR JETS ABS/BRASS - 2 UNITS (only available for double massage system) JETS D'AIR INFÉRIEURES ABS/LAITON - 2 UNITÉS (uniquement disponible pour système de massage double)						27 €	33 €	40 €	
OUTROS OTHERS AUTRES							REF		
LÍQUIDO DE LIMPEZA PARA SISTEMA DE DESINFECÇÃO (1L) CLEANER LIQUID FOR DISINFECTION SYSTEM (1L) LIQUIDE NETTOYANT POUR SYSTÈME DE DÉSINFECTION (1L)							2606CHEMENE	29 €	

TORNEIRAS DE ENCASTRAR			
BATH DECK MIXER MITIGEUR D'ENCASTRE			
	01PLANÍSSIMA1	PLANÍSSIMA MONOCOMANDO BANHEIRA 4 FUROS PLANÍSSIMA 4 HOLE SINGLE LEVER BATHTUB MIXER PLANÍSSIMA MITIGEUR MONO COMMANDE BAIGNOIRE 4 TROUS	525 €
	5631001	CONJUNTO ANTIGOTAS QUADRADO (opcional p.33) SQUARE ANTI-DROPS SET (optional p.33) ENSEMBLE ANTI-GOUTTE CARRÉ (en option p.33)	135 €
	TOTAL		660 €
	010CAS110	EXTRAPLANA MONOCOMANDO 3 FUROS EXTRAPLANA 3 HOLE SINGLE LEVER BATHTUB MIXER EXTRAPLANA MITIGEUR MONO COMMANDE BAIGNOIRE 3 TROUS	380 €
	5631001	CONJUNTO ANTIGOTAS QUADRADO (opcional p.33) SQUARE ANTI-DROPS SET (optional p.33) ENSEMBLE ANTI-GOUTTE CARRÉ (en option p.33)	135 €
	TOTAL		515 €
	010NAS110	NASCENTE MONOCOMANDO BANHEIRA 3 FUROS NASCENTE 3 HOLE SINGLE LEVER BATHTUB MIXER NASCENTE MITIGEUR MONO COMMANDE BAIGNOIRE 3 TROUS	270 €
	5631001	CONJUNTO ANTIGOTAS QUADRADO (opcional p.33) SQUARE ANTI-DROPS SET (optional p.33) ENSEMBLE ANTI-GOUTTE CARRÉ (en option p.33)	135 €
	TOTAL		405 €
	010ESQ110	QUADRA MONOCOMANDO BANHEIRA 3 FUROS QUADRA 3 HOLE SINGLE LEVER BATHTUB MIXER QUADRA MITIGEUR MONO COMMANDE BAIGNOIRE 3 TROUS	245 €
	5631001	CONJUNTO ANTIGOTAS QUADRADO (opcional p.33) SQUARE ANTI-DROPS SET (optional p.33) ENSEMBLE ANTI-GOUTTE CARRÉ (en option p.33)	135 €
	TOTAL		380 €
	010CIL115	CILÍNDRICA MONOCOMANDO BANHEIRA 3 FUROS CILÍNDRICA 3 HOLE SINGLE LEVER BATHTUB MIXER CILÍNDRICA MITIGEUR MONO COMMANDE BAIGNOIRE 3 TROUS	220 €
	5631002	CONJUNTO ANTIGOTAS REDONDO (opcional p.33) ROUND ANTI-DROPS SET (optional p.33) ENSEMBLE ANTI-GOUTTE RONDE (en option p.33)	135 €
	TOTAL		355 €
	010CASC11001	CASCATA BICA DE ENCASTRAR FLAT, MONOCOMANDO E CHUVEIRO MÃO CASCATA BUILT-IT FLAT SPOUT, SINGLE LEVER MIXER AND HAND SHOWER CASCATA BEC PLAT ENCASTRÉ, MITIGEUR MONO COMMANDE ET DOUCHETTE À MAIN	295 €
	5631001	CONJUNTO ANTIGOTAS QUADRADO (opcional p.33) SQUARE ANTI-DROPS SET (optional p.33) ENSEMBLE ANTI-GOUTTE CARRÉ (en option p.33)	135 €
	TOTAL		430 €
MONTAGEM TORNEIRA DE CLIENTE CUSTOM BATH DECK MIXER ASSEMBLY ASSEMBLAGE DE MITIGEUR DE CLIENT			99MONTORNEIRA 105 €
Nota: aconselhamos sempre a aplicação do conjunto antigotas nas torneiras de encastrar para evitar, a tão indesejável, entrada de água pelo orifício do suporte de chuveiro Preço da torneira inclui montagem quando vendida em conjunto com banheiras simples ou hidromassagem ASD. Note: Always advise the application of anti-drops set taps recessed to prevent such undesirable entrance of water by the hole of the hand shower holder Bathtub mixers price includes mounting when sold together with simple tubs or whirlpool ASD. Remarque: Toujours conseiller l'application d'anti- gouttes mis robinets encastrés pour empêcher une telle pénétration indésirable de l'eau par le trou de la porte de douche à main Prix de mitigeur comprend montage lorsqu'il est vendu en ensemble avec baignoires simples ou hydromassage ASD.			
CONJUNTO DE ENCHIMENTO POR VÁLVULA AUTOMÁTICA			
WATER OUTLET SET THROUGH BATH POP-UP WASTE ENSEMBLE DE REMPLISSAGE D'L'EAU PAR LE VIDAGE AUTOMATIQUE			
	010QUAD11001	QUADRA MONOCOMANDO, CHUVEIRO DE MÃO, ANTIGOTAS E VÁLVULA DE ENCHIMENTO COM DESCARGA AUTOMÁTICA QUADRA SINGLE LEVER MIXER, HAND SHOWER, SQUARE ANTI-DROPS, POP-UP WASTE AND OVERFLOW WITH WATER OUTLET SPOT. QUADRA MONO COMMANDE, DOUCHETTE À MAIN, ANTI-GOUTTE CARRÉ ET VIDAGE AVEC REMPLISSAGE D'L'EAU ET DÉCHARGE AUTOMATIQUE.	407 €
	010CIL11001	CILÍNDRICO MONOCOMANDO, CHUVEIRO DE MÃO, ANTIGOTAS E VÁLVULA DE ENCHIMENTO COM DESCARGA AUTOMÁTICA CILÍNDRICO SINGLE LEVER MIXER, HAND SHOWER, SQUARE ANTI-DROPS, POP-UP WASTE AND OVERFLOW WITH WATER OUTLET SPOT. CILÍNDRICO MONO COMMANDE, DOUCHETTE À MAIN, ANTI-GOUTTE CARRÉ ET VIDAGE AVEC REMPLISSAGE D'L'EAU ET DÉCHARGE AUTOMATIQUE.	398 €
MONOCOMANDOS DE BANHEIRA - MONTAGEM AO CHÃO			
BATH SINGLE-LEVER MIXER - FOR FLOOR MOUNTING MITIGEUR MONO COMMANDE DE BAIN - POUR LE MONTAGE AU SOL			
	010ESQ155	QUADRA MONOCOMANDO DE BANHEIRA AO CHÃO COM CHUVEIRO MANUAL QUADRA BATH SINGLE-LEVER MIXER FLOOR MOUNTING WITH WATERFALL SPOUT, DIVERTER AND SHOWER HAND. QUADRA MITIGEUR MONO COMMANDE DE BAIN POUR SOL AVEC BEC, INVERSEUR ET DOUCHETTE À MAIN.	718 €
	010CIL155	CILÍNDRICA MONOCOMANDO DE BANHEIRA AO CHÃO COM CHUVEIRO MANUAL CILÍNDRICA BATH SINGLE-LEVER MIXER FLOOR MOUNTING WITH WATERFALL SPOUT, DIVERTER AND SHOWER HAND. CILÍNDRICA MITIGEUR MONO COMMANDE DE BAIN POUR SOL AVEC BEC, INVERSEUR ET DOUCHETTE À MAIN.	647 €

Descontos de quantidade: 5 a 15 unidades / + de 15 unidades | Aos preços apresentados acresce IVA à taxa legal em vigor

PEGADEIRAS
HANDLES | POIGNÉES



0703010 (Dir.)
0703011 (Esq.)

PAR DE PEGAS CROMADAS PARA BANHEIRA CHARME E CLÁSSICA
PAIR HANDLES TO CHARME AND CLÁSSICA
PAIRE POIGNÉES POUR CHARME ET CLÁSSICA

65 €




0701001

PAR DE PEGAS CROMADAS PARA BANHEIRA CLÁSSICA DUO
PAIR HANDLES TO CLÁSSICA DUO
PAIRE POIGNÉES POUR CLÁSSICA DUO

45 €

ALMOFADAS
HEADREST | REPOSE TÊTE



522303 (BR)
522305 (PRT)

ALMOFADA PRETA PARA BANHEIRA PLANÍSSIMA
BLACK HEADREST FOR PLANÍSSIMA
REPOSE TÊTE NOIR POUR PLANÍSSIMA

60 €



522302 (BR)
522304 (PRT)

ALMOFADA PRETA PARA BANHEIRA PLANÍSSIMA DUO, PLANÍSSIMA DE CANTO E CHARME DE CANTO
BLACK HEADREST FOR PLANÍSSIMA DUO, PLANÍSSIMA DE CANTO AND CHARME DE CANTO
REPOSE TÊTE NOIR POUR PLANÍSSIMA DUO, PLANÍSSIMA DE CANTO ET CHARME DE CANTO


60 €



522320 (BR)
522321 (PRT)

ALMOFADA PRETA PARA BANHEIRA CLÁSSICA
BLACK HEADREST FOR CLÁSSICA BATHTUB
REPOSE TÊTE NOIR POUR BAIGNOIRE CLÁSSICA

60 €



522310 (BR)
522311 (PRT)

ALMOFADA PRETA PARA BANHEIRA CHARME
BLACK HEADREST FOR CHARME BATHTUB
REPOSE TÊTE NOIR POUR BAIGNOIRE CHARME

60 €

OUTROS | OTHERS | AUTRE



2606LED

CADEIA DE 12 LEDS (7 cores)
12 LEDS CHAIN (7 colors) | CHAÎNE DE 12 LEDS (7 couleurs)

630 €



071001

VÁLVULA DE DESCARGA AUTOMÁTICA CROMADA
AUTOMATIC POP-UP WASTE CHROME VALVE | VIDAGE À CÂBLE DECHARGE AUTOMATIQUE

26 €


KIT DE REPARAÇÃO PARA BANHEIRAS E BASES DE DUCHE ACRÍLICAS


REPAIR KIT FOR ACRYLIC BATH AND SHOWERTRAY | KIT DE REPARATION POUR BAIGNOIRE ET RECEVEUR DE DOUCHE ACRYLIQUE







0704001

20 €


PAINÉIS PARA BANHEIRA p.38-45
BATHTUB PANELS | PANNEAUX POUR BAIGNOIRE


PAINEL FRONTAL ACRÍLICO (kit de fixação incluído)				BRANCO
FRONTAL ACRYLIC PANEL (fixing kit included) PANNEAUX FRONTAL ACRYLIQUE (kit de montage inclus)				WHITE BLANC
	081101102050	1200x500		71 €
	0811011013550	1350x500		71 €
	0811011014050	1400x500		71 €
	0811011015050	1500x500		71 €
	0811011016050	1600x500		79 €
	0811011017050	1700x500		79 €
	0811011018050	1800x500		90 €
	0811011019050	1900x500		108 €
	0811011020050	2000x500		117 €

PAINEL LATERAL ACRÍLICO (kit de fixação incluído)				BRANCO
LATERAL ACRYLIC PANEL (fixing kit included) PANNEAUX LATÉRAL ACRYLIQUE (kit de montage inclus)				WHITE BLANC
 esquerdo left gauche direito right droit	081102107050D/E	700x500		46 €
	081102107550D/E	750x500		48 €
	081102108050D/E	800x500		61 €
	081102109050D/E	900x500		63 €
	0811021010050D/E	1000x500		67 €



PAINEL CANTO ACRÍLICO (kit de fixação incluído)				BRANCO
CORNER ACRYLIC PANEL (fixing kit included) PANNEAUX D'ANGLE ACRYLIQUE (kit de montage inclus)				WHITE BLANC
	CHARME CANTO	0801051013050	1300x500	167 €
		0801051013550	1350x500	175 €
		0801051014050	1400x500	183 €
		0801051014550	1450x500	192 €
		0801051015050	1500x500	200 €
	CANTO COM DEGRAU	0801031014555	1450x550	210 €
		0801031015055	1500x550	219 €
	CANTO SEM DEGRAU	0801041014555	1450x550	160 €
		0801041015055	1500x550	168 €
	TULIPA	0801031014055	1400x550	147 €
	CAMÉLIA esq./dir. right/left droite/gauche	0801031015850D/E	1580x500	178 €
	GARDÉNIA	0801031012050	1200x500	158 €

Descontos de quantidade: 5 a 15 unidades / + de 15 unidades | Aos preços apresentados acresce IVA à taxa legal em vigor

PAINEL FRONTAL MADEIRA (kit de fixação incluído) FRONTAL WOOD PANEL (fixing kit included) PANNEAUX FRONTAL BOIS (kit de montage inclus)		FENÓLICO PHENOLIC PHÉNOLIQUE	LACADO/ZEBRANO LACQUERED/ZEBRANO LAQUÉ/ZEBRANO	KOUROS KOUROS KOUROS	
	082001XX12050	1200x500	165 €	217 €	288 €
	082001XX13550	1350x500	195 €	221 €	333 €
	082001XX14050	1400x500	195 €	225 €	338 €
	082001XX15050	1500x500	215 €	229 €	363 €
	082001XX16050	1600x500	217 €	238 €	379 €
	082001XX17050	1700x500	229 €	250 €	396 €
	082001XX18050	1800x500	229 €	254 €	404 €
	082001XX19050	1900x500	233 €	258 €	425 €
	082001XX20050	2000x500	238 €	267 €	433 €
Acabamentos: ENVERNIZADO - Castanho (10); Faia (11); Mel (12); Wengué (13) LACADOS - Branco (20); Verde Brilho (22); Laranja Brilho (23); Violeta Brilho (24); Rubi Brilho (25); Grafite Brilho (26); Preto Brilho (27) KOUROS - Branco (31); Vermelho (32); Savana (33); Camel (34); Preto (39); OUTRO - Zebrano (35).					
Produzido por encomenda, prazo de entrega 4 semanas Make to order, delivery 4 weeks Apporter à l'ordre, livraison 4 semaines					

PAINEL LATERAL MADEIRA (kit de fixação incluído) LATERAL WOOD PANEL (fixing kit included) PANNEAUX LATÉRAL BOIS (kit de montage inclus)			FENÓLICO PHENOLIC PHÉNOLIQUE	LACADO/ZEBRANO LACQUERED/ZEBRANO LAQUÉ/ZEBRANO	KOUROS KOUROS KOUROS
	082102XX7050	700x500	113 €	163 €	179 €
	082102XX7550	750x500	113 €	171 €	213 €
	082102XX8050	800x500	113 €	183 €	213 €
	082102XX9050	900x500	129 €	192 €	233 €
	082102XX10050	1000x500	129 €	200 €	250 €
Acabamentos: ENVERNIZADO - Castanho (10); Faia (11); Mel (12); Wengué (13) LACADOS - Branco (20); Verde Brilho (22); Laranja Brilho (23); Violeta Brilho (24); Rubi Brilho (25); Grafite Brilho (26); Preto Brilho (27) KOUROS - Branco (31); Vermelho (32); Savana (33); Camel (34); Preto (39); OUTRO - Zebrano (35).					
Produzido por encomenda, prazo de entrega 4 semanas Make to order, delivery 4 weeks Apporter à l'ordre, livraison 4 semaines					

p.45 **MÓDULOS EM MADEIRA**
DRAWER UNIT | UNITÉ DE TIROIRS

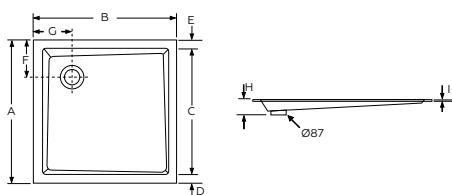
MÓDULOS DE MADEIRA (produzido por encomenda, prazo de entrega 4 semanas) DRAWER UNIT (make to order, delivery 4 weeks) UNITÉ DE TIROIRS (apporter à l'ordre, livraison 4 semaines)		ENVERNIZADO VARNISHED VERNI	LACADO LACQUERED LAQUÉ	KOUROS KOUROS KOUROS	
	0850 XX 550650500	MÓDULO DE GAVETAS 550x500x650mm DRAWER UNIT UNITÉ DE TIROIRS (PLANÍSSIMA CANTO 1600x1000x650; 1700x1000/1200x650)	596 €	596 €	675 €
	0850 XX 550700500	MÓDULO DE GAVETAS 550x500x700mm DRAWER UNIT UNITÉ DE TIROIRS (PLANÍSSIMA CANTO 1800x1300x700)	596 €	596 €	675 €
	0851 XX 450420580	MÓDULO DE GAVETAS 450x580x420mm DRAWER UNIT UNITÉ DE TIROIRS	583 €	583 €	667 €
	0851 XX 580420800	MÓDULO DE GAVETAS 580x800x420mm DRAWER UNIT UNITÉ DE TIROIRS	625 €	625 €	708 €
Acabamentos XX: FENÓLICO - Castanho (10); Faia (11); Mel (12); Wengué (13) LACADOS - Branco (20); Verde Brilho (22); Laranja Brilho (23); Violeta Brilho (24); Rubi Brilho (25); Grafite (26); Preto Brilho (27) KOUROS - Branco (31); Vermelho (32); Savana (33); Camel (34); Preto (39); OUTRO - Zebrano (35).					

ENCASTRAR | BUILT-IN | INTÉGRÉ

QUADRADA | SQUARE | CARRÉ

CUBA (altura interior) 25mm / ABA 10mm

INTERIOR HEIGHT 25mm/PANEL 10mm | HAUTEUR INTÉRIEURE 25mm/PANNEAU 10mm



tolerância / tolerance / tolérance ±1%

A	B	C	D	E	F	G	H	I
800	800	700	50	50	180	180	45	10
900	900	800	50	50	180	180	45	10
1000	1000	900	50	50	180	180	45	10

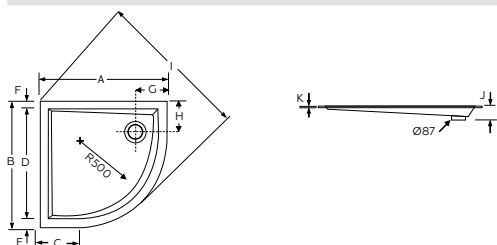


MEDIDA MEASURE MESURER		BRANCO WHITE BLANC
800x800	160601108080	126 €
900x900	160601109090	144 €
1000x1000	16060110100100	171 €

CANTO | CORNER | D'ANGLE

CUBA (altura interior) 25mm / ABA 10mm

INTERIOR HEIGHT 25mm/PANEL 10mm | HAUTEUR INTÉRIEURE 25mm/PANNEAU 10mm



tolerância / tolerance / tolérance ±1%

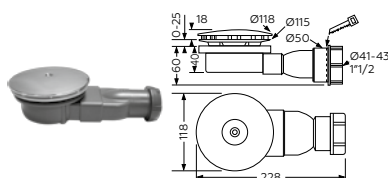
A	B	C	D	E	F	G	H	I	J	K
800	800	330	700	50	50	180	180	930	45	10
900	900	450	800	50	50	180	180	1070	45	10
1000	1000	520	900	50	50	180	180	1220	45	10



MEDIDA MEASURE MESURER		BRANCO WHITE BLANC
800x800	160603108080	126 €
900x900	160603109090	144 €
1000x1000	16060310100100	171 €

VÁLVULA

OUTLET DRAIN | BONDE



56260004

VÁLVULA DE DESCARGA SLIM SIFONADA 90mm C/ RESERVATÓRIO

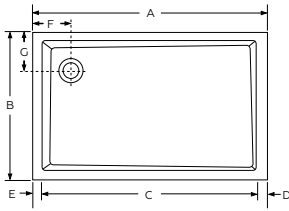
OUTLET DRAIN SLIM WITH WASTE HOLE 90mm

BONDE DE DOUCHE SIPHONÉ SLIM 90 mm AVEC RESERVATOIRE

23 €

RETANGULAR | RECTANGULAR | RECTANGULAIRE

CUBA (altura interior) 25mm / ABA 10mm
INTERIOR HEIGHT 25mm/PANEL 10mm | HAUTEUR INTÉRIEURE 25mm/PANNEAU 10mm



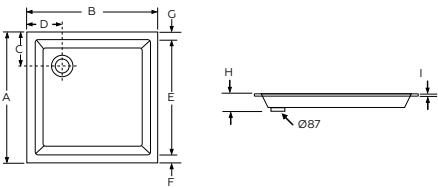
tolerância / tolerance / tolérance ±1%

A	B	C	D	E	F	G	H	I
900	700	800	50	50	180	180	45	10
900	750	800	50	50	180	180	45	10
900	800	800	50	50	180	180	45	10
1000	700	900	50	50	180	180	45	10
1000	750	900	50	50	180	180	45	10
1000	800	900	50	50	180	180	45	10
1000	900	900	50	50	180	180	45	10
1100	700	1000	50	50	180	180	45	10
1100	750	1000	50	50	180	180	45	10
1100	800	1000	50	50	180	180	45	10
1100	900	1000	50	50	180	180	45	10
1200	700	1100	50	50	180	180	45	10
1200	750	1100	50	50	180	180	45	10
1200	800	1100	50	50	180	180	45	10
1200	900	1100	50	50	180	180	45	10
1300	700	1200	50	50	180	180	45	10
1300	750	1200	50	50	180	180	45	10
1300	800	1200	50	50	180	180	45	10
1300	900	1200	50	50	180	180	45	10
1400	700	1300	50	50	180	180	45	10
1400	750	1300	50	50	180	180	45	10
1400	800	1300	50	50	180	180	45	10
1400	900	1300	50	50	180	180	45	10
1500	700	1400	50	50	180	180	45	10
1500	750	1400	50	50	180	180	45	10
1500	800	1400	50	50	180	180	45	10
1500	900	1400	50	50	180	180	45	10
1600	700	1500	50	50	180	180	45	10
1600	750	1500	50	50	180	180	45	10
1600	800	1500	50	50	180	180	45	10
1600	900	1500	50	50	180	180	45	10
1700	700	1600	50	50	180	180	45	10
1700	750	1600	50	50	180	180	45	10
1700	800	1600	50	50	180	180	45	10
1700	900	1600	50	50	180	180	45	10
1800	700	1700	50	50	180	180	45	10
1800	750	1700	50	50	180	180	45	10
1800	800	1700	50	50	180	180	45	10
1800	900	1700	50	50	180	180	45	10
1900	800	1800	50	50	180	180	45	10
1900	900	1800	50	50	180	180	45	10
2000	800	1900	50	50	180	180	45	10
2000	900	1900	50	50	180	180	45	10

MEDIDA MEASURE MESURER	BRANCO WHITE BLANC
900x700	160605109070 159 €
900x750	160605109075 165 €
900x800	160605109080 173 €
1000x700	1606051010070 179 €
1000x750	1606051010075 184 €
1000x800	1606051010080 189 €
1000x900	1606051010090 213 €
1100x700	1606051011070 189 €
1100x750	1606051011075 194 €
1100x800	1606051011080 200 €
1100x900	1606051011090 223 €
1200x700	1606051012070 195 €
1200x750	1606051012075 202 €
1200x800	1606051012080 208 €
1200x900	1606051012090 228 €
1300x700	1606051013070 209 €
1300x750	1606051013075 215 €
1300x800	1606051013080 221 €
1300x900	1606051013090 238 €
1400x700	1606051014070 221 €
1400x750	1606051014075 227 €
1400x800	1606051014080 233 €
1400x900	1606051014090 253 €
1500x700	1606051015070 243 €
1500x750	1606051015075 252 €
1500x800	1606051015080 261 €
1500x900	1606051015090 280 €
1600x700	1606051016070 268 €
1600x750	1606051016075 281 €
1600x800	1606051016080 297 €
1600x900	1606051016090 316 €
1700x700	1606051017070 305 €
1700x750	1606051017075 320 €
1700x800	1606051017080 334 €
1700x900	1606051017090 353 €
1800x700	1606051018070 339 €
1800x750	1606051018075 339 €
1800x800	1606051018080 353 €
1800x900	1606051018090 383 €
1900x800	1606051019080 398 €
1900x900	1606051019090 427 €
2000x800	1606051020080 441 €
2000x900	1606051020090 470 €

QUADRADA | SQUARE | CARRÉ

CUBA (altura interior) 45mm / ABA 10mm
INTERIOR HEIGHT 45mm/PANEL 10mm | HAUTEUR INTÉRIEURE 45mm/PANNEAU 10mm



tolerância / tolerance / tolérance ±1%

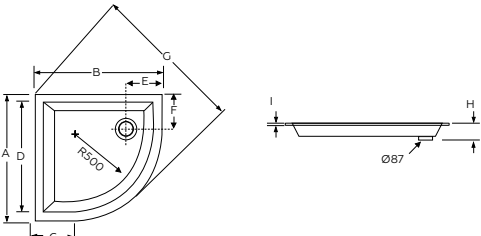
A	B	C	D	E	F	G	H	I
800	800	180	180	700	50	50	60	10
900	900	180	180	800	50	50	60	10
1000	1000	180	180	900	50	50	60	10



MEDIDA MEASURE MESURER		BRANCO WHITE BLANC
800x800	160602108080	126 €
900x900	160602109090	144 €
1000x1000	16060210100100	171 €

CANTO | CORNER | D'ANGLE

CUBA (altura interior) 45mm / ABA 10mm
INTERIOR HEIGHT 45mm/PANEL 10mm | HAUTEUR INTÉRIEURE 45mm/PANNEAU 10mm



tolerância / tolerance / tolérance ±1%

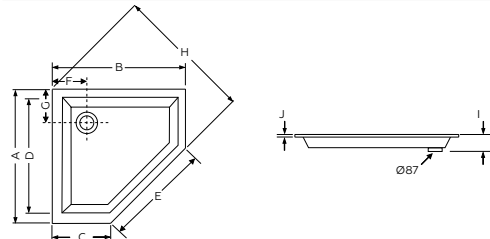
A	B	C	D	E	F	G	H	I
800	800	330	700	180	180	930	60	10
900	900	450	800	180	180	1070	60	10
1000	1000	520	900	180	180	1220	60	10



MEDIDA MEASURE MESURER		BRANCO WHITE BLANC
800x800	160604108080	126 €
900x900	160604109090	144 €
1000x1000	16060410100100	171 €

PENTAGONAL | PENTAGONAL | PENTAGONAL

CUBA (altura interior) 45mm / ABA 10mm
INTERIOR HEIGHT 45mm/PANEL 10mm | HAUTEUR INTÉRIEURE 45mm/PANNEAU 10mm



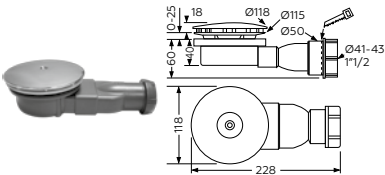
tolerância / tolerance / tolérance ±1%

A	B	C	D	E	F	G	H	I	J
900	900	450	800	630	180	180	950	60	10
1000	1000	500	900	700	180	180	1060	60	10



MEDIDA MEASURE MESURER		BRANCO WHITE BLANC
900x900	160607109090	144 €
1000x1000	16060710100100	171 €

VÁLVULA
OUTLET DRAIN | BONDE



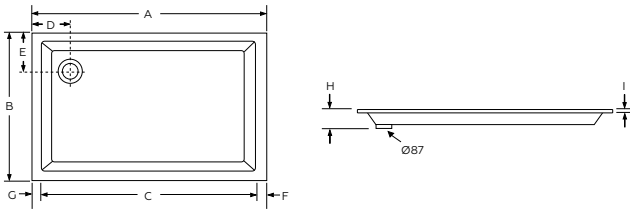
56260004

VÁLVULA DE DESCARGA SLIM SIFONADA 90mm C/ RESERVATÓRIO
OUTLET DRAIN SLIM WITH WASTE HOLE 90mm
BONDE DE DOUCHE SIPHONÉ SLIM 90 mm AVEC RESERVAIRE

23 €

RETANGULAR | RECTANGULAR | RECTANGULAIRE

CUBA (altura interior) 45mm / ABA 10mm
INTERIOR HEIGHT 45mm/PANEL 10mm | HAUTEUR INTÉRIEURE 45mm/PANNEAU 10mm



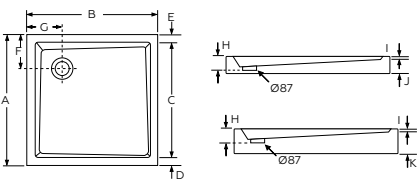
tolerância / tolerance / tolérance ±1%

A	B	C	D	E	F	G	H	I
900	700	800	180	180	50	50	60	10
900	750	800	180	180	50	50	60	10
900	800	800	180	180	50	50	60	10
1000	700	900	180	180	50	50	60	10
1000	750	900	180	180	50	50	60	10
1000	800	900	180	180	50	50	60	10
1000	900	900	180	180	50	50	60	10
1100	700	1000	180	180	50	50	60	10
1100	750	1000	180	180	50	50	60	10
1100	800	1000	180	180	50	50	60	10
1100	900	1000	180	180	50	50	60	10
1200	700	1100	180	180	50	50	60	10
1200	750	1100	180	180	50	50	60	10
1200	800	1100	180	180	50	50	60	10
1200	900	1100	180	180	50	50	60	10
1300	700	1200	180	180	50	50	60	10
1300	750	1200	180	180	50	50	60	10
1300	800	1200	180	180	50	50	60	10
1300	900	1200	180	180	50	50	60	10
1400	700	1300	180	180	50	50	60	10
1400	750	1300	180	180	50	50	60	10
1400	800	1300	180	180	50	50	60	10
1400	900	1300	180	180	50	50	60	10
1500	700	1400	180	180	50	50	60	10
1500	750	1400	180	180	50	50	60	10
1500	800	1400	180	180	50	50	60	10
1500	900	1400	180	180	50	50	60	10
1600	700	1500	180	180	50	50	60	10
1600	750	1500	180	180	50	50	60	10
1600	800	1500	180	180	50	50	60	10
1600	900	1500	180	180	50	50	60	10
1700	700	1600	180	180	50	50	60	10
1700	750	1600	180	180	50	50	60	10
1700	800	1600	180	180	50	50	60	10
1700	900	1600	180	180	50	50	60	10
1800	700	1700	180	180	50	50	60	10
1800	750	1700	180	180	50	50	60	10
1800	800	1700	180	180	50	50	60	10
1800	900	1700	180	180	50	50	60	10
1900	800	1800	180	180	50	50	60	10
1900	900	1800	180	180	50	50	60	10
2000	800	1900	180	180	50	50	60	10
2000	900	1900	180	180	50	50	60	10

MEDIDA MEASURE MESURER	BRANCO WHITE BLANC
900x700	160606109070 159 €
900x750	160606109075 165 €
900x800	160606109080 173 €
1000x700	1606061010070 179 €
1000x750	1606061010075 184 €
1000x800	1606061010080 189 €
1000x900	1606061010090 213 €
1100x700	1606061011070 189 €
1100x750	1606061011075 194 €
1100x800	1606061011080 200 €
1100x900	1606061011090 223 €
1200x700	1606061012070 195 €
1200x750	1606061012075 202 €
1200x800	1606061012080 208 €
1200x900	1606061012090 228 €
1300x700	1606061013070 209 €
1300x750	1606061013075 215 €
1300x800	1606061013080 221 €
1300x900	1606061013090 238 €
1400x700	1606061014070 221 €
1400x750	1606061014075 227 €
1400x800	1606061014080 233 €
1400x900	1606061014090 253 €
1500x700	1606061015070 243 €
1500x750	1606061015075 252 €
1500x800	1606061015080 261 €
1500x900	1606061015090 280 €
1600x700	1606061016070 268 €
1600x750	1606061016075 281 €
1600x800	1606061016080 297 €
1600x900	1606061016090 316 €
1700x700	1606061017070 305 €
1700x750	1606061017075 320 €
1700x800	1606061017080 334 €
1700x900	1606061017090 353 €
1800x700	1606061018070 339 €
1800x750	1606061018075 339 €
1800x800	1606061018080 353 €
1800x900	1606061018090 383 €
1900x800	1606061019080 398 €
1900x900	1606061019090 427 €
2000x800	1606061020080 441 €
2000x900	1606061020090 470 €


QUADRADA | SQUARE | CARRÉ

EXTRAPLANA: CUBA (altura interior) 25mm / ABA 50mm
EXTRAPLANA: (interior height) 25mm / PANEL 50mm | EXTRAPLANA: (hauteur intérieure) 25mm / PANNEAU 50mm
EXTRAPLANA ESPECIAL: CUBA (altura interior) 25mm / ABA 100mm
EXTRAPLANA ESPECIAL: (interior height) 25mm / PANEL 100mm | EXTRAPLANA ESPECIAL: (hauteur intérieure) 25mm / PANNEAU 100mm



tolerância / tolerance / tolérance ±1%

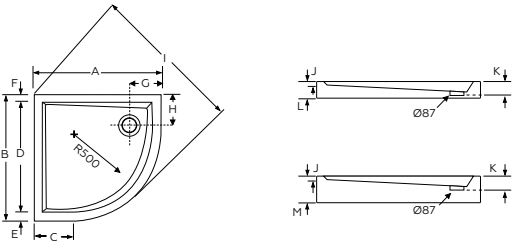
A	B	C	D	E	F	G	H	I	J	K
800	800	700	50	50	180	180	45	15	50	100
900	900	800	50	50	180	180	45	15	50	100
1000	1000	900	50	50	180	180	45	15	50	100



MEDIDA MEASURE MESURER	BRANCO WHITE BLANC
800x800 1605XX108080	108 €
900x900 1605XX109090	124 €
1000x1000 1605XX10100100	147 €
Substituir XX: 01 EXTRAPLANA / 02 EXTRAPLANA ESPECIAL Change XX: 01 EXTRAPLAN / 02 SPECIAL EXTRAPLAN Remplacer XX: 01 EXTRA PLAT / 02 EXTRA PLAT SPÉCIALE	

CANTO | CORNER | D'ANGLE

EXTRAPLANA: CUBA (altura interior) 25mm / ABA 50mm
EXTRAPLANA: (interior height) 25mm / PANEL 50mm | EXTRAPLANA: (hauteur intérieure) 25mm / PANNEAU 50mm
EXTRAPLANA ESPECIAL: CUBA (altura interior) 25mm / ABA 100mm
EXTRAPLANA ESPECIAL: (interior height) 25mm / PANEL 100mm | EXTRAPLANA ESPECIAL: (hauteur intérieure) 25mm / PANNEAU 100mm



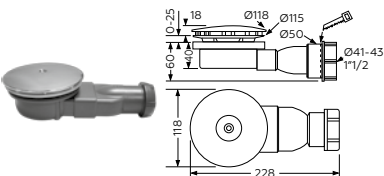
tolerância / tolerance / tolérance ±1%

A	B	C	D	E	F	G	H	I	J	K	L	M
800	800	330	700	50	50	180	180	930	15	45	50	100
900	900	450	800	50	50	180	180	1070	15	45	50	100
1000	1000	520	900	50	50	180	180	1220	15	45	50	100



MEDIDA MEASURE MESURER	BRANCO WHITE BLANC
800x800 1605XX108080	108 €
900x900 1605XX109090	124 €
1000x1000 1605XX10100100	147 €
Substituir XX: 03 EXTRAPLANA / 04 EXTRAPLANA ESPECIAL Change XX: 03 EXTRAPLAN / 04 SPECIAL EXTRAPLAN Remplacer XX: 03 EXTRA PLAT / 04 EXTRA PLAT SPÉCIALE	

VÁLVULA
OUTLET DRAIN | BONDE

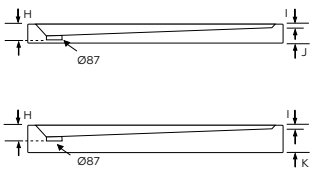
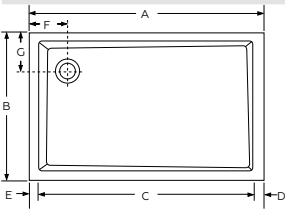


56260004

VÁLVULA DE DESCARGA SLIM SIFONADA 90mm C/ RESERVATÓRIO
OUTLET DRAIN SLIM WITH WASTE HOLE 90mm
BONDE DE DOUCHE SIPHONÉ SLIM 90 mm AVEC RESERVOIRE

23 €

RETANGULAR
RECTANGULAR | RECTANGULAIRE



tolerância / tolerance / tolérance ±1%

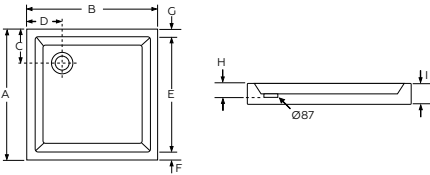
A	B	C	D	E	F	G	H	I	J	K
900	700	800	50	50	180	180	45	15	50	100
900	750	800	50	50	180	180	45	15	50	100
900	800	800	50	50	180	180	45	15	50	100
1000	700	900	50	50	180	180	45	15	50	100
1000	750	900	50	50	180	180	45	15	50	100
1000	800	900	50	50	180	180	45	15	50	100
1000	900	900	50	50	180	180	45	15	50	100
1100	700	1000	50	50	180	180	45	15	50	100
1100	750	1000	50	50	180	180	45	15	50	100
1100	800	1000	50	50	180	180	45	15	50	100
1100	900	1000	50	50	180	180	45	15	50	100
1200	700	1100	50	50	180	180	45	15	50	100
1200	750	1100	50	50	180	180	45	15	50	100
1200	800	1100	50	50	180	180	45	15	50	100
1200	900	1100	50	50	180	180	45	15	50	100
1300	700	1200	50	50	180	180	45	15	50	100
1300	750	1200	50	50	180	180	45	15	50	100
1300	800	1200	50	50	180	180	45	15	50	100
1300	900	1200	50	50	180	180	45	15	50	100
1400	700	1300	50	50	180	180	45	15	50	100
1400	750	1300	50	50	180	180	45	15	50	100
1400	800	1300	50	50	180	180	45	15	50	100
1400	900	1300	50	50	180	180	45	15	50	100
1500	700	1400	50	50	180	180	45	15	50	100
1500	750	1400	50	50	180	180	45	15	50	100
1500	800	1400	50	50	180	180	45	15	50	100
1500	900	1400	50	50	180	180	45	15	50	100
1600	700	1500	50	50	180	180	45	15	50	100
1600	750	1500	50	50	180	180	45	15	50	100
1600	800	1500	50	50	180	180	45	15	50	100
1600	900	1500	50	50	180	180	45	15	50	100
1700	700	1600	50	50	180	180	45	15	50	100
1700	750	1600	50	50	180	180	45	15	50	100
1700	800	1600	50	50	180	180	45	15	50	100
1700	900	1600	50	50	180	180	45	15	50	100
1800	700	1700	50	50	180	180	45	15	50	100
1800	750	1700	50	50	180	180	45	15	50	100
1800	800	1700	50	50	180	180	45	15	50	100
1800	900	1700	50	50	180	180	45	15	50	100
1900	800	1800	50	50	180	180	45	15	50	100
1900	900	1800	50	50	180	180	45	15	50	100
2000	800	1900	50	50	180	180	45	15	50	100
2000	900	1900	50	50	180	180	45	15	50	100

MEDIDA MEASURE MESURER	BRANCO WHITE BLANC
900x700	1605XX109070 137 €
900x750	1605XX109075 142 €
900x800	1605XX109080 148 €
1000x700	1605XX1010070 154 €
1000x750	1605XX1010075 158 €
1000x800	1605XX1010080 163 €
1000x900	1605XX1010090 183 €
1100x700	1605XX1011070 163 €
1100x750	1605XX1011075 167 €
1100x800	1605XX1011080 172 €
1100x900	1605XX1011090 192 €
1200x700	1605XX1012070 168 €
1200x750	1605XX1012075 173 €
1200x800	1605XX1012080 179 €
1200x900	1605XX1012090 197 €
1300x700	1605XX1013070 180 €
1300x750	1605XX1013075 185 €
1300x800	1605XX1013080 190 €
1300x900	1605XX1013090 204 €
1400x700	1605XX1014070 190 €
1400x750	1605XX1014075 195 €
1400x800	1605XX1014080 201 €
1400x900	1605XX1014090 218 €
1500x700	1605XX1015070 209 €
1500x750	1605XX1015075 217 €
1500x800	1605XX1015080 224 €
1500x900	1605XX1015090 241 €
1600x700	1605XX1016070 231 €
1600x750	1605XX1016075 242 €
1600x800	1605XX1016080 255 €
1600x900	1605XX1016090 272 €
1700x700	1605XX1017070 263 €
1700x750	1605XX1017075 275 €
1700x800	1605XX1017080 288 €
1700x900	1605XX1017090 304 €
1800x700	1605XX1018070 292 €
1800x750	1605XX1018075 292 €
1800x800	1605XX1018080 304 €
1800x900	1605XX1018090 329 €
1900x800	1605XX1019080 342 €
1900x900	1605XX1019090 367 €
2000x800	1605XX1020080 379 €
2000x900	1605XX1020090 404 €

Substituir XX: 05 EXTRAPLANA / 06 EXTRAPLANA ESPECIAL
Change XX: 05 EXTRAPLAN / 06 SPECIAL EXTRAPLAN
Remplacer XX: 05 EXTRA PLAT / 06 EXTRA PLAT SPÉCIALE


QUADRADA | SQUARE | CARRÉ

CUBA (altura interior) 45mm / ABA 75mm
INTERIOR HEIGHT 45mm/PANEL 75mm | HAUTEUR INTÉRIEURE 45mm/PANNEAU 75mm



tolerância / tolerance / tolérance ±1%

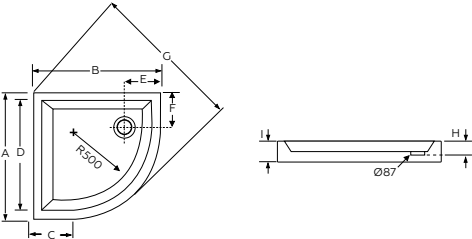
A	B	C	D	E	F	G	H	I
700	700	180	180	600	50	50	60	75
750	750	180	180	650	50	50	60	75
800	800	180	180	700	50	50	60	75
900	900	180	180	800	50	50	60	75
1000	1000	180	180	900	50	50	60	75



MEDIDA MEASURE MESURER		LISO SMOOTH LISSE		ANTIDERRAPANTE ANTI-SLIP ANTIDÉRRAPANT
700x700	160302107070	94 €	160301107070	97 €
750x750	160302107575	99 €	160301107575	102 €
800x800	160302108080	108 €	160301108080	111 €
900x900	160302109090	124 €	160301109090	128 €
1000x1000	16030210100100	147 €	16030110100100	151 €

CANTO | CORNER | D'ANGLE

CUBA (altura interior) 45mm / ABA 75mm
INTERIOR HEIGHT 45mm/PANEL 75mm | HAUTEUR INTÉRIEURE 45mm/PANNEAU 75mm



tolerância / tolerance / tolérance ±1%

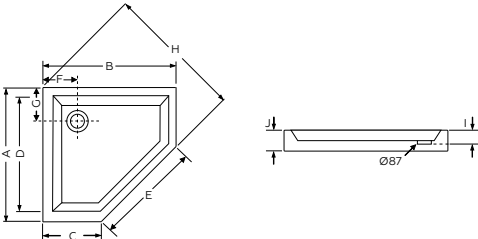
A	B	C	D	E	F	G	H	I
750	750	300	650	180	180	860	60	75
800	800	330	700	180	180	930	60	75
900	900	450	800	180	180	1070	60	75
1000	1000	520	900	180	180	1220	60	75



MEDIDA MEASURE MESURER		LISO SMOOTH LISSE		ANTIDERRAPANTE ANTI-SLIP ANTIDÉRRAPANT
750x750	160304107575	105 €	160303107070	108 €
800x800	160304108080	108 €	160303107575	111 €
900x900	160304109090	124 €	160303108080	128 €
1000x1000	16030410100100	147 €	16030310100100	151 €

PENTAGONAL | PENTAGONAL | PENTAGONAL

CUBA (altura interior) 45mm / ABA 75mm
INTERIOR HEIGHT 45mm/PANEL 75mm | HAUTEUR INTÉRIEURE 45mm/PANNEAU 75mm



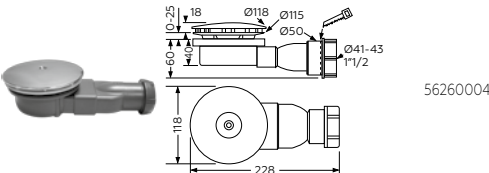
tolerância / tolerance / tolérance ±1%

A	B	C	D	E	F	G	H	I	J
900	900	450	800	630	180	180	950	60	75
1000	1000	500	900	700	180	180	1060	60	75



MEDIDA MEASURE MESURER		LISO SMOOTH LISSE		ANTIDERRAPANTE ANTI-SLIP ANTIDÉRRAPANT
900x900	160307109090	124 €		-
1000x1000	16030710100100	147 €		-

VÁLVULA
OUTLET DRAIN | BONDE



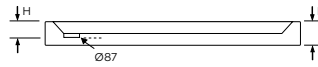
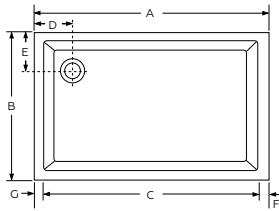
VÁLVULA DE DESCARGA SLIM SIFONADA 90mm C/ RESERVATÓRIO
OUTLET DRAIN SLIM WITH WASTE HOLE 90mm
BONDE DE DOUCHE SIPHONÉ SLIM 90 mm AVEC RESERVOIRE

23 €


RETANGULAR | RECTANGULAR | RECTANGULAIRE

CUBA (altura interior) 45mm / ABA 75mm

INTERIOR HEIGHT 45mm/PANEL 75mm | HAUTEUR INTÉRIEURE 45mm/PANNEAU 75mm



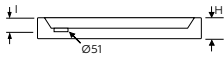
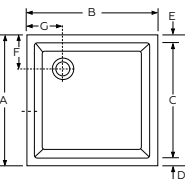
tolerância / tolerance / tolérance ±1%



A	B	C	D	E	F	G	H	I
900	700	800	180	180	50	50	60	75
900	750	800	180	180	50	50	60	75
900	800	800	180	180	50	50	60	75
1000	700	900	180	180	50	50	60	75
1000	750	900	180	180	50	50	60	75
1000	800	900	180	180	50	50	60	75
1000	900	900	180	180	50	50	60	75
1100	700	1000	180	180	50	50	60	75
1100	750	1000	180	180	50	50	60	75
1100	800	1000	180	180	50	50	60	75
1100	900	1000	180	180	50	50	60	75
1200	700	1100	180	180	50	50	60	75
1200	750	1100	180	180	50	50	60	75
1200	800	1100	180	180	50	50	60	75
1200	900	1100	180	180	50	50	60	75
1300	700	1200	180	180	50	50	60	75
1300	750	1200	180	180	50	50	60	75
1300	800	1200	180	180	50	50	60	75
1300	900	1200	180	180	50	50	60	75
1400	700	1300	180	180	50	50	60	75
1400	750	1300	180	180	50	50	60	75
1400	800	1300	180	180	50	50	60	75
1400	900	1300	180	180	50	50	60	75
1500	700	1400	180	180	50	50	60	75
1500	750	1400	180	180	50	50	60	75
1500	800	1400	180	180	50	50	60	75
1500	900	1400	180	180	50	50	60	75
1600	700	1500	180	180	50	50	60	75
1600	750	1500	180	180	50	50	60	75
1600	800	1500	180	180	50	50	60	75
1600	900	1500	180	180	50	50	60	75
1700	700	1600	180	180	50	50	60	75
1700	750	1600	180	180	50	50	60	75
1700	800	1600	180	180	50	50	60	75
1700	900	1600	180	180	50	50	60	75
1800	700	1700	180	180	50	50	60	75
1800	750	1700	180	180	50	50	60	75
1800	800	1700	180	180	50	50	60	75
1800	900	1700	180	180	50	50	60	75
1900	800	1800	180	180	50	50	60	75
1900	900	1800	180	180	50	50	60	75
2000	800	1900	180	180	50	50	60	75
2000	900	1900	180	180	50	50	60	75

MEDIDA MEASURE MESURER		LISO SMOOTH LISSE	ANTIDERRAPANTE ANTI-SLIP ANTIDÉRRAPANT
900x700	160306109070	137 €	160305109070 141 €
900x750	160306109075	142 €	160305109075 146 €
900x800	160306109080	148 €	160305109080 152 €
1000x700	1603061010070	154 €	1603051010070 159 €
1000x750	1603061010075	158 €	1603051010075 163 €
1000x800	1603061010080	163 €	1603051010080 168 €
1000x900	1603061010090	183 €	1603051010090 188 €
1100x700	1603061011070	163 €	1603051011070 168 €
1100x750	1603061011075	167 €	1603051011075 172 €
1100x800	1603061011080	172 €	1603051011080 177 €
1100x900	1603061011090	192 €	1603051011090 197 €
1200x700	1603061012070	168 €	1603051012070 173 €
1200x750	1603061012075	173 €	1603051012075 178 €
1200x800	1603061012080	179 €	1603051012080 184 €
1200x900	1603061012090	197 €	1603051012090 203 €
1300x700	1603061013070	180 €	1603051013070 185 €
1300x750	1603061013075	185 €	1603051013075 190 €
1300x800	1603061013080	190 €	1603051013080 196 €
1300x900	1603061013090	204 €	1603051013090 210 €
1400x700	1603061014070	190 €	1603051014070 196 €
1400x750	1603061014075	195 €	1603051014075 201 €
1400x800	1603061014080	201 €	1603051014080 207 €
1400x900	1603061014090	218 €	1603051014090 225 €
1500x700	1603061015070	209 €	1603051015070 215 €
1500x750	1603061015075	217 €	1603051015075 224 €
1500x800	1603061015080	224 €	1603051015080 230 €
1500x900	1603061015090	241 €	1603051015090 248 €
1600x700	1603061016070	231 €	1603051016070 238 €
1600x750	1603061016075	242 €	1603051016075 249 €
1600x800	1603061016080	255 €	1603051016080 263 €
1600x900	1603061016090	272 €	1603051016090 280 €
1700x700	1603061017070	263 €	1603051017070 271 €
1700x750	1603061017075	275 €	1603051017075 283 €
1700x800	1603061017080	288 €	1603051017080 297 €
1700x900	1603061017090	304 €	1603051017090 313 €
1800x700	1603061018070	292 €	1603051018070 301 €
1800x750	1603061018075	292 €	1603051018075 301 €
1800x800	1603061018080	304 €	1603051018080 313 €
1800x900	1603061018090	329 €	1603051018090 338 €
1900x800	1603061019080	342 €	1603051019080 352 €
1900x900	1603061019090	367 €	1603051019090 378 €
2000x800	1603061020080	379 €	1603051020080 390 €
2000x900	1603061020090	404 €	1603051020090 416 €

QUADRADA | SQUARE | CARRÉ



tolerância / tolerance / tolérance ±1%

A	B	C	D	E	F	G	H	I
700	700	590	55	55	145	145	75	50
750	750	640	55	55	145	145	75	50
800	800	690	55	55	145	145	75	50
850	850	740	55	55	145	145	75	50
900	900	790	55	55	145	145	75	50

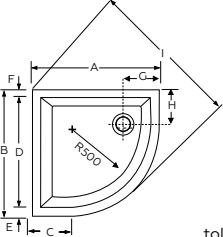
CUBA (altura interior) 50mm / ABA 75mm

INTERIOR HEIGHT 50mm/PANEL 75mm | HAUTEUR INTÉRIEURE 50mm/PANNEAU 75mm



MEDIDA	BRANCO
MEASUR MESURER	WHITE BLANC
700x700	160402107070 58 €
750x750	160402107575 62 €
800x800	160402108080 66 €
850x850	160402108585 78 €
900x900	160402109090 82 €

CANTO | CORNER | D'ANGLE



tolerância / tolerance / tolérance ±1%

A	B	C	D	E	F	G	H	I	J	K
800	800	360	690	55	55	145	145	935	75	50
850	850	400	740	55	55	145	145	1005	75	50
900	900	450	790	55	55	145	145	1070	75	50

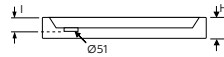
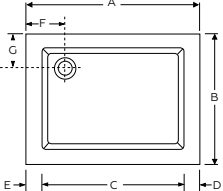
CUBA (altura interior) 50mm / ABA 75mm

INTERIOR HEIGHT 50mm/PANEL 75mm | HAUTEUR INTÉRIEURE 50mm/PANNEAU 75mm



MEDIDA	BRANCO
MEASURE MESURER	WHITE BLANC
800x800	160404108080 66 €
850x850	160404108585 78 €
900x900	160404109090 82 €

RETANGULAR | RECTANGULAR | RECTANGULAIRE



tolerância / tolerance / tolérance ±1%

A	B	C	D	E	F	G	H	I
900	750	790	55	55	145	145	75	50
1000	700	890	55	55	145	145	75	50
1000	750	890	55	55	145	145	75	50
1000	800	890	55	55	145	145	75	50
1200	700	1090	55	55	145	145	75	50
1200	750	1090	55	55	145	145	75	50
1200	800	1090	55	55	145	145	75	50
1300	800	1190	55	55	145	145	75	50
1400	800	1290	55	55	145	145	75	50
1500	800	1390	55	55	145	145	75	50

CUBA (altura interior) 50mm / ABA 75mm

INTERIOR HEIGHT 50mm/PANEL 75mm | HAUTEUR INTÉRIEURE 50mm/PANNEAU 75mm



MEDIDA	BRANCO
MEASURE MESURER	WHITE BLANC
900x750	160406109075 98 €
1000x700	1604061010070 108 €
1000x750	1604061010075 113 €
1000x800	1604061010080 113 €
1200x700	1604061012070 122 €
1200x750	1604061012075 125 €
1200x800	1604061012080 127 €
1300x800	1604061013080 148 €
1400x800	1604061014080 159 €
1500x800	1604061015080 183 €

VÁLVULA | OUTLET DRAIN | BONDE



56260005

VÁLVULA DE DESCARGA SIFONADA 50mm C/ RESERVATÓRIO
OUTLET DRAIN WITH SIPHON, WASTE HOLE 50mm AND RESERVOIR
BONDE DE DOUCHE AVEC SIPHON 50mm TROUS ET RESÉROIR

21 €



56260002

VÁLVULA DE DESCARGA COM SIFÃO 50mm
OUTLET DRAIN WITH SIPHON, WASTE HOLE 50mm
BONDE DE DOUCHE AVEC SIPHON 50mm

4 €



56260003

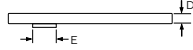
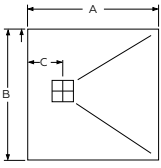
VÁLVULA DE DESCARGA SEM SIFÃO 50mm
OUTLET DRAIN WITHOUT SIPHON, WASTE HOLE 50mm
BONDE DE DOUCHE SANS SIPHON 50mm

3 €

QUADRADA | SQUARE | CARRÉ

ABA 30mm / ANTIDESLIZANTE

30mm EXTERNALHIGHT / ANTI-SLIP | HAUTEUR EXTÉRIEURE DE 30mm / ANTIDERAPANT



tolerância / tolerance / tolérance ±1%

A	B	C	D	E
800	800	250	30	90
900	900	250	30	90
1000	1000	250	30	90

MEDIDA MEASURE MESURER		PEDRA STONE PIERRE
800x800	163101 XX 8080	212 €
900x900	163101 XX 9090	269 €
1000x1000	163101 XX 100100	345 €

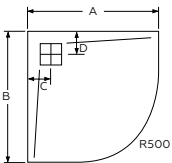
Cores disponíveis: Branco (10); Antracite (26)
Available colors: White (10); Anthracite (26)
Couleurs disponibles: Blanc (10); Anthracite (26).

Cores fabricadas apenas por encomenda: Cinza (22); Bege (23); Malva (24); Moka (25); Chocolate (27); | Prazo de entrega: 3 semanas.
Colors make to order only: Gray (22); Beige (23); Mauve (24); Moha (25); Chocolate (27); | Delivery time: 3 weeks.
Couleurs faites sur commande uniquement: Gris (22); Beige (23); Mauve (24); Moka (25); Chocolate (27); | Livraison: 3 semaines

CANTO | CORNER | D'ANGLE

ABA 30mm / ANTIDESLIZANTE

30mm EXTERNALHIGHT / ANTI-SLIP | HAUTEUR EXTÉRIEURE DE 30mm / ANTIDERAPANT



tolerância / tolerance / tolérance ±1%

A	B	C	D	E
800	800	225	30	-
900	900	225	30	-
1000	1000	225	30	-

MEDIDA MEASURE MESURER		PEDRA STONE PIERRE
800x800	163101 XX 8080	212 €
900x900	163101 XX 9090	269 €
1000x1000	163103XX100100	345 €

Cores disponíveis: Branco (10); Antracite (26)
Available colors: White (10); Anthracite (26)
Couleurs disponibles: Blanc (10); Anthracite (26).

Cores fabricadas apenas por encomenda: Cinza (22); Bege (23); Malva (24); Moka (25); Chocolate (27); | Prazo de entrega: 3 semanas.
Colors make to order only: Gray (22); Beige (23); Mauve (24); Moha (25); Chocolate (27); | Delivery time: 3 weeks.
Couleurs faites sur commande uniquement: Gris (22); Beige (23); Mauve (24); Moka (25); Chocolate (27); | Livraison: 3 semaines

OUTRAS CORES RAL (POR ENCOMENDA) ACRESCE 10% AO PREÇO DE TABELA

OTHER COLOURS RAL (IN ORDER) 10% ADDED TO THE PRICE LIST

AUTRES COULEURS RAL (DANS L'ORDRE) 10% AJOUTÉ À LA TABLE PRIX

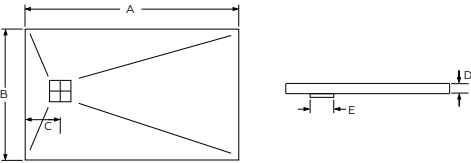
CORTES PARA MEDIDAS INTERMÉDIAS | CUT TO INTERMEDIATE MEASURES | COUR DE MEASURES INTERMÉDIAIRES

35 €

Preço da base PLANSTONE inclui válvula de descarga e grelha de inox 316 quadrada com 145mm | Não se aceitam devoluções para cores fabricadas por encomenda | Descontos de quantidade: 5 a 15 unidades / + de 15 unidades | Aos preços apresentados acresce IVA à taxa legal em vigor.
PLANSTONE showertray price includes wast pipe and stainless 316 square grid with 145mm | Not accept returns for custom made colors
Le prix de receveur de douche PLANSTONE comprend le bonde de doucheet et en acier inoxydable 316 grille carré avec 145mm. | Ne pas accepter les retours pour les couleurs sur mesure

RETANGULAR | RECTANGULAR | RECTANGULAIRE

ABA 30mm / ANTIDESLIZANTE
30mm EXTERNALHEIGHT / ANTI-SLIP | HAUTEUR EXTÉRIEURE DE 30mm / ANTIDERAPANT



tolerância / tolerance / tolérance ±1%

A	B	C	D	E
900	700	250	30	90
900	750	250	30	90
900	800	250	30	90
1000	700	250	30	90
1000	750	250	30	90
1000	800	250	30	90
1000	900	250	30	90
1100	700	250	30	90
1100	750	250	30	90
1100	800	250	30	90
1100	900	250	30	90
1100	1000	250	30	90
1200	700	250	30	90
1200	750	250	30	90
1200	800	250	30	90
1200	900	250	30	90
1200	1000	250	30	90
1300	700	350	30	90
1300	750	350	30	90
1300	800	350	30	90
1300	900	350	30	90
1300	1000	350	30	90
1400	700	350	30	90
1400	750	350	30	90
1400	800	350	30	90
1400	900	350	30	90
1400	1000	350	30	90
1500	700	350	30	90
1500	750	350	30	90
1500	800	350	30	90
1500	900	350	30	90
1500	1000	350	30	90

MEDIDA MEASURE MESURER		PEDRA STONE PIERRE		ARDÓSIA SLATE ARDOISE
900x700	1631 05 XX 9070	212 €	-	-
900x750	1631 05 XX 9075	234 €	-	-
900x800	1631 05 XX 9080	242 €	-	-
1000x700	1631 05 XX 10070	229 €	1641 05 XX 10070	229 €
1000x750	1631 05 XX 10075	234 €	-	-
1000x800	1631 05 XX 10080	242 €	1641 05 XX 10080	242 €
1000x900	1631 05 XX 10090	277 €	1641 05 XX 10090	277 €
1100x700	1631 05 XX 11070	266 €	1641 05 XX 11070	266 €
1100x750	1631 05 XX 11075	273 €	-	-
1100x800	1631 05 XX 11080	277 €	1641 05 XX 11080	277 €
1100x900	1631 05 XX 11090	311 €	1641 05 XX 11090	311 €
1100x1000	1631 05 XX 110100	347 €	1641 05 XX 110100	347 €
1200x700	1631 05 XX 12070	266 €	1641 05 XX 12070	266 €
1200x750	1631 05 XX 12075	273 €	-	-
1200x800	1631 05 XX 12080	276 €	1641 05 XX 12080	276 €
1200x900	1631 05 XX 12090	310 €	1641 05 XX 12090	310 €
1200x1000	1631 05 XX 120100	346 €	1641 05 XX 120100	346 €
1300x700	1631 05 XX 13070	301 €	1641 05 XX 13070	301 €
1300x750	1631 05 XX 13075	310 €	-	-
1300x800	1631 05 XX 13080	323 €	1641 05 XX 13080	323 €
1300x900	1631 05 XX 13090	358 €	1641 05 XX 13090	358 €
1300x1000	1631 05 XX 130100	393 €	1641 05 XX 130100	393 €
1400x700	1631 05 XX 14070	301 €	1641 05 XX 14070	301 €
1400x750	1631 05 XX 14075	310 €	-	-
1400x800	1631 05 XX 14080	323 €	1641 05 XX 14080	323 €
1400x900	1631 05 XX 14090	358 €	1641 05 XX 14090	358 €
1400x1000	1631 05 XX 140100	393 €	1641 05 XX 140100	393 €
1500x700	1631 05 XX 15070	310 €	1641 05 XX 15070	310 €
1500x750	1631 05 XX 15075	328 €	-	-
1500x800	1631 05 XX 15080	348 €	1641 05 XX 15080	348 €
1500x900	1631 05 XX 15090	384 €	1641 05 XX 15090	384 €
1500x1000	1631 05 XX 150100	419 €	1641 05 XX 150100	419 €

OUTRAS CORES RAL (POR ENCOMENDA) ACRESCE 10% AO PREÇO DE TABELA
OTHER COLOURS RAL (IN ORDER) 10% ADDED TO THE PRICE LIST
AUTRES COULEURS RAL (DANS L'ORDRE) 10% AJOUTÉ À LA TABLE PRIX

CORTES PARA MEDIDAS INTERMÉDIAS | CUT TO INTERMEDIATE MEASURES | COUR DE MEASURES INTERMÉDIAIRES35 €

Preço da base PLANSTONE inclui válvula de descarga e grelha de inox 316 quadrada com 145mm | Não se aceitam devoluções para cores fabricadas por encomenda | Descontos de quantidade: 5 a 15 unidades / + de 15 unidades | Aos preços apresentados acresce IVA à taxa legal em vigor.
PLANSTONE showertray price includes wast pipe and stainless 316 square grid with 145mm | Not accept returns for custom made colors
Le prix de receveur de douche PLANSTONE comprend le bonde de doucheet et en acier inoxydable 316 grille carré avec 145mm. | Ne pas accepter les retours pour les couleurs sur mesure

A	B	C	D	E
1600	700	450	30	90
1600	750	450	30	90
1600	800	450	30	90
1600	900	450	30	90
1600	1000	450	30	90
1700	700	450	30	90
1700	750	450	30	90
1700	800	450	30	90
1700	900	450	30	90
1700	1000	450	30	90
1800	700	450	30	90
1800	750	450	30	90
1800	800	450	30	90
1800	900	620	30	90
1800	1000	620	30	90
1900	700	620	30	90
1900	750	620	30	90
1900	800	620	30	90
1900	900	620	30	90
1900	1000	620	30	90
2000	800	620	30	90
2000	900	620	30	90
2000	1000	620	30	90
2100	800	620	30	90
2100	900	620	30	90
2100	1000	620	30	90
2200	800	620	30	90
2200	900	620	30	90
2200	1000	620	30	90
2300	800	620	30	90
2300	900	620	30	90
2300	1000	620	30	90
2400	800	620	30	90
2400	900	620	30	90
2400	1000	620	30	90
2500	800	620	30	90
2500	900	620	30	90
2500	1000	620	30	90

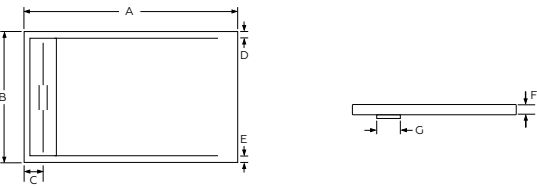
MEDIDA MEASURE MESURER		PEDRA STONE PIERRE		ARDÓSIA SLATE ARDOISE
1600x700	1631 05 XX 16070	356 €	1641 05 XX 16070	356 €
1600x750	1631 05 XX 16075	379 €	-	-
1600x800	1631 05 XX 16080	386 €	1641 05 XX 16080	386 €
1600x900	1631 05 XX 16090	421 €	1641 05 XX 16090	421 €
1600x1000	1631 05 XX 160100	457 €	1641 05 XX 160100	457 €
1700x700	1631 05 XX 17070	371 €	1641 05 XX 17070	371 €
1700x750	1631 05 XX 17075	391 €	-	-
1700x800	1631 05 XX 17080	393 €	1641 05 XX 17080	393 €
1700x900	1631 05 XX 17090	429 €	1641 05 XX 17090	429 €
1700x1000	1631 05 XX 170100	463 €	1641 05 XX 170100	463 €
1800x700	1631 05 XX 18070	393 €	1641 05 XX 18070	393 €
1800x750	1631 05 XX 18075	397 €	-	-
1800x800	1631 05 XX 18080	402 €	1641 05 XX 18080	402 €
1800x900	1631 05 XX 18090	429 €	1641 05 XX 18090	429 €
1800x1000	163105 XX 180100	463 €	164105 XX 180100	463 €
1900x700	1631 05 XX 19070	426 €	-	-
1900x750	1631 05 XX 19075	429 €	-	-
1900x800	1631 05 XX 19080	438 €	1641 05 XX 19080	438 €
1900x900	1631 05 XX 19090	461 €	1641 05 XX 19090	461 €
1900x1000	1631 05 XX 190100	495 €	1641 05 XX 190100	495 €
2000x800	1631 05 XX 20080	461 €	1641 05 XX 20080	461 €
2000x900	1631 05 XX 20090	495 €	1641 05 XX 20090	495 €
2000x1000	1631 05 XX 200100	531 €	1641 05 XX 200100	531 €
2100x800	1631 05 XX 21080	495 €	1641 05 XX 21080	495 €
2100x900	1631 05 XX 21090	531 €	1641 05 XX 21090	531 €
2100x1000	1631 05 XX 210100	566 €	1641 05 XX 210100	566 €
2200x800	1631 05 XX 22080	577 €	-	-
2200x900	1631 05 XX 22090	625 €	-	-
2200x1000	1631 05 XX 220100	691 €	-	-
2300x800	1631 05 XX 23080	614 €	-	-
2300x900	1631 05 XX 23090	681 €	-	-
2300x1000	1631 05 XX 230100	774 €	-	-
2400x800	1631 05 XX 24080	660 €	-	-
2400x900	1631 05 XX 24090	754 €	-	-
2400x1000	1631 05 XX 240100	866 €	-	-
2500x800	1631 05 XX 25080	716 €	-	-
2500x900	1631 05 XX 25090	847 €	-	-
2500x1000	1631 05 XX 250100	977 €	-	-

OUTRAS CORES RAL (POR ENCOMENDA) ACRESCE 10% AO PREÇO DE TABELA OTHER COLOURS RAL (IN ORDER) 10% ADDED TO THE PRICE LIST AUTRES COULEURS RAL (DANS L'ORDRE) 10% AJOUTÉ À LA TABLE PRIX
CORTES PARA MEDIDAS INTERMÉDIAS CUT TO INTERMEDIATE MEASURES COUR DE MEASURES INTERMÉDIAIRES
35 €

Preço da base PLANSTONE inclui válvula de descarga e grelha de inox 316 quadrada com 145mm | Não se aceitam devoluções para cores fabricadas por encomenda | Descontos de quantidade: 5 a 15 unidades / + de 15 unidades | Aos preços apresentados acresce IVA à taxa legal em vigor.
PLANSTONE showertray price includes wast pipe and stainless 316 square grid with 145mm | Not accept returns for custom made colors
Le prix de receveur de douche PLANSTONE comprend le bonde de doucheet et en acier inoxydable 316 grille carré avec 145mm. | Ne pas accepter les retours pour les couleurs sur mesure

RETANGULAR | RECTANGULAR | RECTANGULAIRE

ABA 35mm / ANTIDESLIZANTE
35mm EXTERNAL HIGHT / ANTI-SLIP | HAUTEUR EXTÉRIEURE DE 35mm / ANTIDÉRAPANT



tolerância / tolerance / tolérance ±1%

A	B	C	D	E	F	G
1000	700	120	60	60	35	90
1000	750	120	60	60	35	90
1000	800	120	60	60	35	90
1000	900	120	60	60	35	90
1100	700	120	60	60	35	90
1100	750	120	60	60	35	90
1100	800	120	60	60	35	90
1100	900	120	60	60	35	90
1200	700	120	60	60	35	90
1200	750	120	60	60	35	90
1200	800	120	60	60	35	90
1200	900	120	60	60	35	90
1300	700	120	60	60	35	90
1300	750	120	60	60	35	90
1300	800	120	60	60	35	90
1300	900	120	60	60	35	90
1400	700	120	60	60	35	90
1400	750	120	60	60	35	90
1400	800	120	60	60	35	90
1400	900	120	60	60	35	90
1500	700	120	60	60	35	90
1500	750	120	60	60	35	90
1500	800	120	60	60	35	90
1500	900	120	60	60	35	90
1600	700	120	60	60	35	90
1600	750	120	60	60	35	90
1600	800	120	60	60	35	90
1600	900	120	60	60	35	90
1700	700	120	60	60	35	90
1700	750	120	60	60	35	90
1700	800	120	60	60	35	90
1700	900	120	60	60	35	90
1800	700	120	60	60	35	90
1800	750	120	60	60	35	90
1800	800	120	60	60	35	90
1800	900	120	60	60	35	90



MEDIDA MEASURE MESURER		PEDRA STONE PIERRE
1000x700	1632 05 XX 10070	292 €
1000x750	1632 05 XX 10075	297 €
1000x800	1632 05 XX 10080	305 €
1000x900	1632 05 XX 10090	340 €
1100x700	1632 05 XX 11070	329 €
1100x750	1632 05 XX 11075	336 €
1100x800	1632 05 XX 11080	340 €
1100x900	1632 05 XX 11090	375 €
1200x700	1632 05 XX 12070	329 €
1200x750	1632 05 XX 12075	336 €
1200x800	1632 05 XX 12080	340 €
1200x900	1632 05 XX 12090	375 €
1300x700	1632 05 XX 13070	364 €
1300x750	1632 05 XX 13075	373 €
1300x800	1632 05 XX 13080	386 €
1300x900	1632 05 XX 13090	421 €
1400x700	1632 05 XX 14070	364 €
1400x750	1632 05 XX 14075	373 €
1400x800	1632 05 XX 14080	386 €
1400x900	1632 05 XX 14090	421 €
1500x700	1632 05 XX 15070	373 €
1500x750	1632 05 XX 15075	391 €
1500x800	1632 05 XX 15080	412 €
1500x900	1632 05 XX 15090	447 €
1600x700	1632 05 XX 16070	420 €
1600x750	1632 05 XX 16075	442 €
1600x800	1632 05 XX 16080	449 €
1600x900	1632 05 XX 16090	485 €
1700x700	1632 05 XX 17070	434 €
1700x750	1632 05 XX 17075	454 €
1700x800	1632 05 XX 17080	457 €
1700x900	1632 05 XX 17090	492 €
1800x700	1632 05 XX 18070	457 €
1800x750	1632 05 XX 18075	461 €
1800x800	1632 05 XX 18080	466 €
1800x900	1632 05 XX 18090	492 €

Preço da base PLANSTONE inclui válvula de descarga e grelha de inox retangular | Não se aceitam devoluções para cores fabricadas por encomenda | Descontos de quantidade: 5 a 15 unidades / + de 15 unidades | Aos preços apresenta-
dos acresce IVA à taxa legal em vigor.
PLANSTONE showertray price includes wast pipe and stainless rectangular grid | Not accept returns for custom made colors
Le prix de receveur de douche PLANSTONE comprend le bonde de doucheet et en acier inoxydable rectangulaire grille | Ne pas accepter les retours pour les couleurs sur mesure

A	B	C	D	E	F	G
1900	800	120	60	60	35	90
1900	900	120	60	60	35	90
2000	800	120	60	60	35	90
2000	900	120	60	60	35	90
2100	800	120	60	60	35	90
2100	900	120	60	60	35	90

MEDIDA MEASURE MESURER		PEDRA STONE PIERRE
1900x800	1632 05 XX 10080	489 €
1900x900	1632 05 XX 19090	524 €
2000x800	1632 05 XX 20080	524 €
2000x900	1632 05 XX 20090	555 €
2100x800	1632 05 XX 21080	559 €
2100x900	1632 05 XX 21090	594 €

Cores disponíveis: Branco (10); Antracite (26)
Available colors: White (10); Anthracite (26)
Couleurs disponibles: Blanc (10); Anthracite (26).

Cores fabricadas apenas por encomenda: Cinza (22); Bege (23); Malva (24); Moka (25); Chocolate (27); | Prazo de entrega: 3 semanas.
Colors make to order only: Gray (22); Beige (23); Mauve (24); Moka (25); Chocolate (27); | Delivery time: 3 weeks.
Couleurs faites sur commande uniquement: Gris (22); Beige (23); Mauve (24); Moka (25); Chocolate (27); | Livraison: 3 semaines

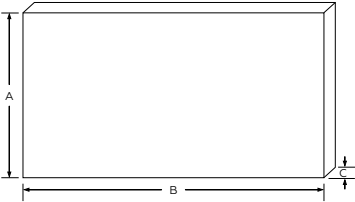
OUTRAS CORES RAL (POR ENCOMENDA) ACRESCE 10% AO PREÇO DE TABELA
OTHER COLOURS RAL (IN ORDER) 10% ADDED TO THE PRICE LIST | AUTRES COULEURS RAL (DANS L'ORDRE) 10% AJOUTÉ À LA TABLE PRIX
CORTES PARA MEDIDAS INTERMÉDIAS | CUT TO INTERMEDIATE MEASURES | COUR DE MEASURES INTERMÉDIAIRES 35 €



Preço da base PLANSTONE inclui válvula de descarga e grelha de inox retangular | Não se aceitam devoluções para cores fabricadas por encomenda | Descontos de quantidade: 5 a 15 unidades / + de 15 unidades | Aos preços apresentados acresce IVA à taxa legal em vigor.
PLANSTONE showertray price includes wast pipe and stainless rectangular grid | Not accept returns for custom made colors
Le prix de receveur de douche PLANSTONE comprend le bonde de doucheet et en acier inoxydable rectangulaire grille | Ne pas accepter les retours pour les couleurs sur mesure

PAINEL DE ACABAMENTO

| FINISHING PANEL | PANNEAU DE FINITION



tolerância / tolerance / tolérance ±1%

A	B	C
500-700	700-1000	12
500-700	1010-1200	12
500-700	1210-1500	12
500-700	1510-1800	12
500-700	1810-2100	12
710-750	700-1000	12
710-750	1010-1200	12
710-750	1210-1500	12
710-750	1510-1800	12
710-750	1810-2100	12
760-1000	700-1000	12
760-1000	1010-1200	12
760-1000	1210-1500	12
760-1000	1510-1800	12
760-1000	1810-2100	12



MEDIDA MEASURE MESURER		PEDRA STONE PIERRE		ARDÓSIA SLATE ARDOISE
500-700x700-1000	163301XX 50-70 70-100	103 €	164301XX 50-70 70-100	103 €
500-700x1010-1200	163301XX 50-70 101-120	124 €	164301XX 50-70 101-120	124 €
500-700x1210-1500	163301XX 50-70 121-150	155 €	164301XX 50-70 121-150	155 €
500-700x1510-1800	163301XX 50-70 151-180	187 €	164301XX 50-70 151-180	187 €
500-700x1810-2100	163301XX 50-70 181-210	217 €	164301XX 50-70 181-210	217 €
710-750x700-1000	163301XX 71-75 70-100	111 €	164301XX 71-75 70-100	111 €
710-750x1010-1200	163301XX 71-75 101-120	133 €	164301XX 71-75 101-120	133 €
710-750x1210-1500	163301XX 71-75 121-150	166 €	164301XX 71-75 121-150	166 €
710-750x1510-1800	163301XX 71-75 151-180	199 €	164301XX 71-75 151-180	199 €
710-750x1810-2100	163301XX 71-75 181-210	233 €	164301XX 71-75 181-210	233 €
760-1000x700-1000	163301XX 76-100 70-100	163 €	164301XX 76-100 70-100	163 €
760-1000x1010-1200	163301XX 76-100 101-120	177 €	164301XX 76-100 101-120	177 €
760-1000x1210-1500	163301XX 76-100 121-150	222 €	164301XX 76-100 121-150	222 €
760-1000x1510-1800	163301XX 76-100 151-180	266 €	164301XX 76-100 151-180	266 €
760-1000x1810-2100	163301XX 76-100 181-210	310 €	164301XX 76-100 181-210	310 €

Substituir XX por medida | Replace XX for measure | Remplacer XX par mesure

Cores disponíveis: Branco (10); Antracite (26) | Cores fabricadas apenas por encomenda: Cinza (22); Bege (23); Malva (24); Moka (25); Chocolate (27); | Prazo de entrega: 3 semanas.
Available colors: White (10); Anthracite (26) | Colors make to order only: Gray (22); Beige (23); Mauve (24); Moka (25); Chocolate (27); | Delivery time: 3 weeks.
Couleurs disponibles: Blanc (10); Anthracite (26) | Couleurs faites sur commande uniquement: Gris (22); Beige (23); Mauve (24); Moka (25); Chocolate (27); | Livraison: 3 semaines

OUTRAS CORES RAL (POR ENCOMENDA) ACRESCE 10% AO PREÇO DE TABELA
OTHER COLOURS RAL (IN ORDER) 10% ADDED TO THE PRICE LIST | AUTRES COULEURS RAL (DANS L'ORDRE) 10% AJOUTÉ À LA TABLE PRIX

EXTENSÕES PARA CHÃO PEDRA/ARDÓSIA

FLOOR EXTENSION STONE/SLATE | L'EXTENSION À LA TERRE PIERRE/ARDOISE

EXTENSÃO PARA CHÃO 700-2100 FLOOR EXTENSION 700-2100 L'EXTENSION À LA TERRE 700-1200	m ² / 205 €
--	------------------------

KIT DE REPARAÇÃO/RECUPERAÇÃO PEDRA/ARDÓSIA

REPAIR/RECOVERY KIT STONE/SLATE | KIT DE RÉPARATION/RECUPÉRATION PIERRE/ARDOISE

KIT DE REPARAÇÃO PLANSTONE PLANSTONE REPAIR KIT KIT DE RÉPARATION PLANSTONE		PEDRA STONE PIERRE		ARDÓSIA SLATE ARDOISE
KIT DE REPARAÇÃO (RISCOS E PEQUENAS FISSURAS) REPAIR KIT (SCRATCHES AND SMALL CRACKS) KIT DE RÉPARATION (RISQUES ET PETITES FISSURES)	16330410	54 €	16330426	54 €
KIT DE RECUPERAÇÃO (REPARAÇÃO FISSURAS MAIS PROFUNDAS) RECOVERY KIT (REPAIR OF DEEPER CRACKS) KIT DE RECUPÉRATION (RÉPARATION DES FISSURES PLUS PROFONDES)	16330410	72 €	16330526	72 €

CASCATA 1800



tolerância / tolerance / tolérance ±1%

MODELO | MODEL | MODÈLE

CORPO INOX ESCOVADO BRUSHED STAINLESS STEEL STRUCTURE CORPS EN ACIER INOXYDABLE BROSSÉ	1800x220x81	123104	1.000 €
CORPO INOX ESCOVADO + PLACA ACRÍLICO BRANCA BRUSHED STAINLESS STEEL STRUCTURE + WHITE ACRYLIC SHEET CORPS EN ACIER INOXYDABLE BROSSÉ + PLAQUE ACRYLIQUE BLANC	1830x250x87	123106	1.000 €

Misturadora termostática;
Seletor manual 5 funções com regulador de caudal;
Controle de temperatura com bloqueio de segurança nos 38°C;
5 Jatos de hidromassagem orientáveis;
Braço de inox com cascata incorporada;
Chuveiro fixo "efeito rain" quadrado 200x200mm com 144 orifícios (20l/3bar);
Chuveiro de mão retangular com suporte chuveiro e tubo flexível;
Chuveiro para os pés;
Possibilidade de instalação em canto a pedido.

Thermostatic mixer;
5 functions manual selector with flow regulator;
Temperature control with safety stop at 38°C;
5 directional whirlpool jets;
Stainless steel arm with built-in waterfall;
"Rain-effect" overhead shower square 200x200mm with 144 holes (20l/3bar);
Rectangular hand shower with showerhead support and flexible hose;
Foot shower;
Possibility of installation in corner on request.

Robinet thermostatique;
Sélecteur manuel de 5 fonctions avec régulateur de débit;
Contrôle de température avec butée de sécurité à 38°C;
5 jets directionnels d'hydro massage;
Bras en acier inoxydable avec cascade d'eau intégré;
Pomme de douche "effet de pluie" carré 200x200mm avec 144 trous (20l/3bar);
Douchette rectangulaire avec support de douchette et flexible de douche;
Douche pour les pieds;
Possibilité d'installation dans le coin sur demande.

CASCATA 1500



tolerância / tolerance / tolérance ±1%

MODELO | MODEL | MODÈLE

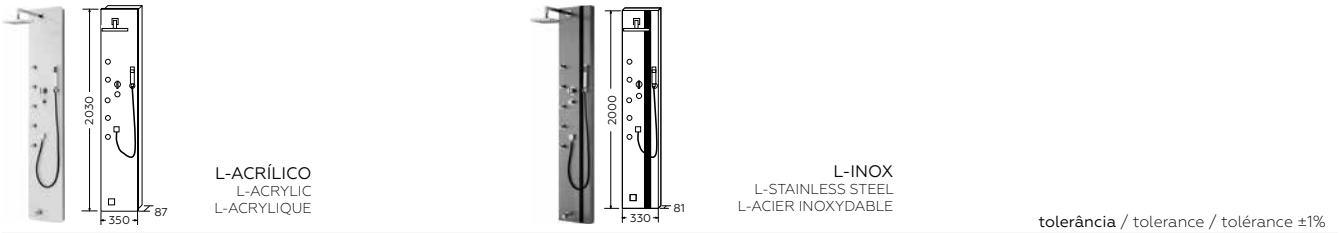
CORPO INOX ESCOVADO BRUSHED STAINLESS STEEL STRUCTURE CORPS EN ACIER INOXYDABLE BROSSÉ	1500x220x81	123103	920 €
CORPO INOX ESCOVADO + PLACA ACRÍLICO BRANCA BRUSHED STAINLESS STEEL STRUCTURE + WHITE ACRYLIC SHEET CORPS EN ACIER INOXYDABLE BROSSÉ + PLAQUE ACRYLIQUE BLANC	1530x250x87	123105	920 €

Misturadora termostática;
Seletor manual 3 funções com regulador de caudal;
Controle de temperatura com bloqueio de segurança nos 38°C;
4 Jatos de hidromassagem orientáveis;
Braço de inox com cascata incorporada;
Chuveiro fixo "efeito rain" quadrado 200x200mm com 144 orifícios (20l/3bar);
Chuveiro de mão retangular com suporte chuveiro e tubo flexível;
Possibilidade de instalação em canto a pedido.

Thermostatic mixer;
3 functions manual selector with flow regulator;
Temperature control with safety stop at 38°C;
4 Directional whirlpool jets;
Stainless steel arm with built-in waterfall;
"Rain-effect" overhead shower square 200x200mm with 144 holes (20l/3bar);
Rectangular hand shower with showerhead support and flexible hose;
Possibility of installation in corner on request.

Robinet thermostatique;
Sélecteur manuel de 3 fonctions avec régulateur de débit;
Contrôle de température avec butée de sécurité à 38°C;
4 jets directionnels d'hydro massage;
Bras en acier inoxydable avec cascade d'eau intégré;
Pomme de douche "effet de pluie" carré 200x200mm avec 144 trous (20l/3bar);
Douchette rectangulaire avec support de douchette et flexible de douche;
Possibilité d'installation dans le coin sur demande.

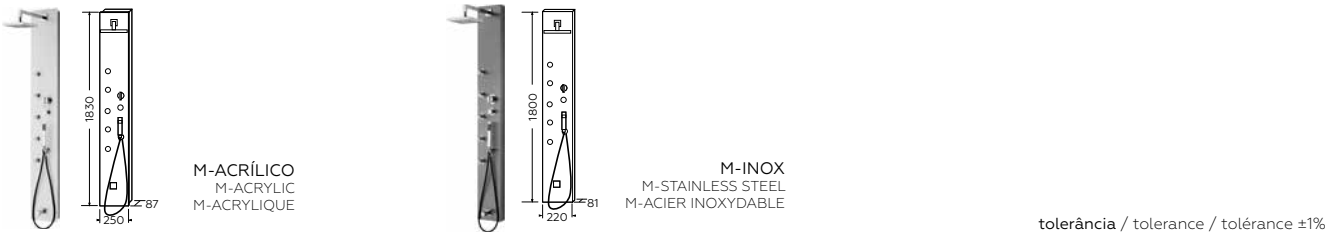
INOX 2000



MODELO MODEL MODÈLE			
CORPO INOX ESCOVADO + FAIXA DE MADEIRA BRUSHED STAINLESS STEEL STRUCTURE + WOOD STRIP CORPS EN ACIER INOXYDABLE BROSSÉ + LATTE DE BOIS	2000x330x81	123002X	960 €
Acabamentos X: Castanho (1); Faia (2); Mel (3); Wengué (4); Zebrano (5). Finishes X: Brown (1); Beech (2); Honey (3); Wengé (4); Zebrano (5) Finitions X: Marron (1); Hêtre (2); Miel (3); Wenge (4); Zebrano (5).			
CORPO INOX ESCOVADO + PLACA ACRÍLICO BRANCA BRUSHED STAINLESS STEEL STRUCTURE + WHITE ACRYLIC SHEET CORPS EN ACIER INOXYDABLE BROSSÉ + PLAQUE ACRYLIQUE BLANC	2030x350x87	1230020	960 €

Misturadora termostática; Seletor manual 5 funções com regulador de caudal; Controle de temperatura com bloqueio de segurança nos 38°C; 5 Jatos de hidromassagem orientáveis; Chuveiro fixo "efeito rain" quadrado 200x200mm com 144 orifícios (20l/3bar); Chuveiro de mão retangular com suporte de chuveiro e tubo flexível; Chuveiro para os pés; Possibilidade de instalação em canto a pedido.	Thermostatic mixer; 5 functions manual selector with flow regulator; Temperature control with safety stop at 38°C; 5 Directional whirlpool jets; "Rain-effect" overhead shower square 200x200mm with 144 holes (20l/3bar); Rectangular hand shower with showerhead support and flexible hose; Foot shower; Possibility of installation in corner on request.	Robinet thermostatique; Sélecteur manuel de 5 fonctions avec régulateur de débit; Contrôle de température avec butée de sécurité à 38°C; 5 Jets directionnels d'hydro massage; Pomme de douche "effet de pluie" carré 200x200mm avec 144 trous (20l/3bar); Douchette rectangulaire avec support de douchette et flexible de douche; Douche pour les pieds; Possibilité d'installation dans le coin sur demande.
--	---	--

INOX 1800



MODELO MODEL MODÈLE			
CORPO INOX ESCOVADO BRUSHED STAINLESS STEEL STRUCTURE CORPS EN ACIER INOXYDABLE BROSSÉ	1800x220x81	123004	880 €
CORPO INOX ESCOVADO + PLACA ACRÍLICO BRANCA BRUSHED STAINLESS STEEL STRUCTURE + WHITE ACRYLIC SHEET CORPS EN ACIER INOXYDABLE BROSSÉ + PLAQUE ACRYLIQUE BLANC	1830x250x87	123006	880 €

Misturadora termostática; Seletor manual 5 funções com regulador de caudal; Controle de temperatura com bloqueio de segurança nos 38°C; 5 Jatos de hidromassagem orientáveis; Chuveiro fixo "efeito rain" quadrado 200x200mm com 144 orifícios (20l/3bar); Chuveiro de mão retangular com suporte de chuveiro e tubo flexível; Chuveiro para os pés; Possibilidade de instalação em canto a pedido.	Thermostatic mixer; 5 functions manual selector with flow regulator; Temperature control with safety stop at 38°C; 5 Directional whirlpool jets; "Rain-effect" overhead shower square 200x200mm with 144 holes (20l/3bar); Rectangular hand shower with showerhead support and flexible hose; Foot shower; Possibility of installation in corner on request.	Robinet thermostatique; Sélecteur manuel de 5 fonctions avec régulateur de débit; Contrôle de température avec butée de sécurité à 38°C; 5 Jets directionnels d'hydro massage; Pomme de douche "effet de pluie" carré 200x200mm avec 144 trous (20l/3bar); Douchette rectangulaire avec support de douchette et flexible de douche; Douche pour les pieds; Possibilité d'installation dans le coin sur demande.
--	---	--

INOX 1500



tolerância / tolerance / tolérance ±1%

MODELO | MODEL | MODÈLE

CORPO INOX ESCOVADO

BRUSHED STAINLESS STEEL STRUCTURE
CORPS EN ACIER INOXYDABLE BROSSÉ

1500x220x81

123003

800 €

CORPO INOX ESCOVADO + PLACA ACRÍLICO BRANCA

BRUSHED STAINLESS STEEL STRUCTURE + WHITE ACRYLIC SHEET
CORPS EN ACIER INOXYDABLE BROSSÉ + PLAQUE ACRYLIQUE BLANC

1530x250x87

123005

800 €

Misturadora termostática;
Seletor manual 3 funções com regulador de caudal;
Controle de temperatura com bloqueio de segurança nos 38°C;
4 Jatos de hidromassagem orientáveis;
Chuveiro fixo "efeito rain" quadrado 200x200mm com 144 orifícios (20l/3bar);
Chuveiro de mão retangular com suporte de chuveiro e tubo flexível;
Possibilidade de instalação em canto a pedido.

Thermostatic mixer;
3 functions manual selector with flow regulator;
Temperature control with safety stop at 38°C;
4 Directional whirlpool jets;
"Rain-effect" overhead shower square 200x200mm with 144 holes (20l/3bar);
Rectangular hand shower with showerhead support and flexible hose;
Possibility of installation in corner on request.

Robinet thermostatique;
Sélecteur manuel de 3 fonctions avec régulateur de débit;
Contrôle de température avec butée de sécurité à 38°C;
4 Jets directionnels d'hydro massage;
Pomme de douche "effet de pluie" carré 200x200mm avec 144 trous (20l/3bar);
Douchette rectangulaire avec support de douchette et flexible de douche;
Possibilité d'installation dans le coin sur demande.

INOX BANHEIRA



tolerância / tolerance / tolérance ±1%

MODELO | MODEL | MODÈLE

CORPO INOX ESCOVADO

BRUSHED STAINLESS STEEL STRUCTURE | CORPS EN ACIER INOXYDABLE BROSSÉ

1500x220x81

123010

800 €

CORPO INOX ESCOVADO + PLACA ACRÍLICO BRANCA

BRUSHED STAINLESS STEEL STRUCTURE + WHITE ACRYLIC SHEET
CORPS EN ACIER INOXYDABLE BROSSÉ + PLAQUE ACRYLIQUE BLANC

1530x250x87

123011

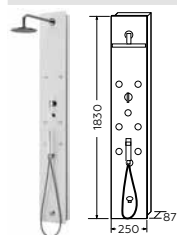
800 €

Misturadora termostática;
Seletor manual 3 funções com regulador de caudal;
Controle de temperatura com bloqueio de segurança nos 38°C;
4 Jatos de hidromassagem orientáveis;
Chuveiro fixo quadrado;
Chuveiro de mão retangular com suporte de chuveiro e tubo flexível;
Bica com controlo de caudal e abundante fluxo de água.

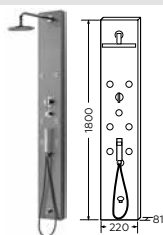
Thermostatic mixer;
3 functions manual selector with flow regulator;
Temperature control with safety stop at 38°C;
4 Directional whirlpool jets;
Square showerhead;
Rectangular hand shower with showerhead support and flexible hose;
Spout with flow control and abundant water outlet.

Robinet thermostatique;
Sélecteur manuel de 3 fonctions avec régulateur de débit;
Contrôle de température avec butée de sécurité à 38°C;
4 Jets directionnels d'hydro massage;
Pomme de douche carrée;
Douchette rectangulaire avec support de douchette et flexible;
Bec avec réglage du débit et l'écoulement abondant d'eau.

ECO 1800



M-ACRÍLICO
M-ACRYLIC
M-ACRYLIQUE



M-INOX
M-STAINLESS STEEL
M-ACIER INOXYDABLE

tolerância / tolerance / tolérance ±1%

MODELO | MODEL | MODÈLE

CORPO INOX ESCOVADO

BRUSHED STAINLESS STEEL STRUCTURE
CORPS EN ACIER INOXYDABLE BROSSÉ

1800x220x81

124004

590 €

CORPO INOX ESCOVADO + PLACA ACRÍLICO BRANCA

BRUSHED STAINLESS STEEL STRUCTURE + WHITE ACRYLIC SHEET
CORPS EN ACIER INOXYDABLE BROSSÉ + PLAQUE ACRYLIQUE BLANC

1830x250x87

124012

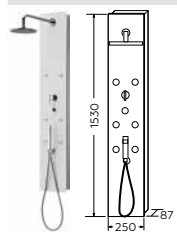
590 €

Misturadora termostática;
Seletor manual 5 funções com regulador de caudal;
Controle de temperatura com bloqueio de segurança nos 38°C;
6 Jatos de hidromassagem orientáveis;
Chuveiro fixo "efeito rain" cilíndrico Ø200mm com 144 orifícios (20l/3bar);
Chuveiro de mão retangular com suporte de chuveiro e tubo flexível;
Chuveiro para os pés;
Possibilidade de instalação em canto a pedido.

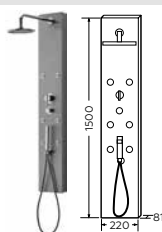
Thermostatic mixer;
5 functions manual selector with flow regulator;
Temperature control with safety stop at 38°C;
6 Directional whirlpool jets;
"Rain-effect" overhead shower cylindrical Ø200mm with 144 holes (20l/3bar);
Rectangular hand shower with showerhead support and flexible hose;
Foot shower;
Possibility of installation in corner on request.

Robinet thermostatique;
Sélecteur manuel de 5 fonctions avec régulateur de débit;
Contrôle de température avec butée de sécurité à 38°C;
6 Jets directionnels d'hydro massage;
Douche supérieure "effet de pluie" cylindrique Ø200mm avec 144 trous (20l/3bar);
Douchette rectangulaire avec support de douchette et flexible;
Douche pour les pieds;
Possibilité d'installation dans le coin sur demande.

ECO 1500



S-ACRÍLICO
S-ACRYLIC
S-ACRYLIQUE



S-INOX
S-STAINLESS STEEL
S-ACIER INOXYDABLE

tolerância / tolerance / tolérance ±1%

MODELO | MODEL | MODÈLE

CORPO INOX ESCOVADO

BRUSHED STAINLESS STEEL STRUCTURE | CORPS EN ACIER INOXYDABLE BROSSÉ

1500x220x81

124003

550 €

CORPO INOX ESCOVADO + PLACA ACRÍLICO BRANCA

BRUSHED STAINLESS STEEL STRUCTURE + WHITE ACRYLIC SHEET
CORPS EN ACIER INOXYDABLE BROSSÉ + PLAQUE ACRYLIQUE BLANC

1530x250x87

124011

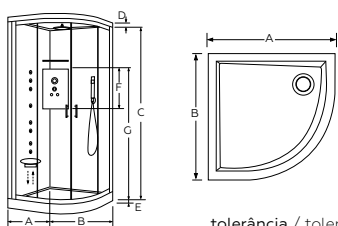
550 €

Misturadora termostática;
Seletor manual 3 funções com regulador de caudal;
Controle de temperatura com bloqueio de segurança nos 38°C;
6 Jatos de hidromassagem orientáveis;
Chuveiro fixo "efeito rain" cilíndrico Ø200mm com 144 orifícios (20l/3bar);
Chuveiro de mão retangular com suporte de chuveiro e tubo flexível;
Possibilidade de instalação em canto a pedido.

Thermostatic mixer;
3 functions manual selector with flow regulator;
Temperature control with safety stop at 38°C;
6 Directional whirlpool jets;
"Rain-effect" overhead shower cylindrical Ø200mm with 144 holes (20l/3bar);
Rectangular hand shower with showerhead support and flexible hose;
Possibility of installation in corner on request.

Robinet thermostatique;
Sélecteur manuel de 3 fonctions avec régulateur de débit;
Contrôle de température avec butée de sécurité à 38°C;
6 Jets directionnels d'hydro massage;
Douche supérieure "effet de pluie" cylindrique Ø200mm avec 144 trous (20l/3bar);
Douchette rectangulaire avec support de douchette et flexible;
Possibilité d'installation dans le coin sur demande.

CANTO | CORNER | D'ANGLE



tolerância / tolerance / tolérance ±1%



CORPO ALUMÍNIO LACADO BRANCO BODY IN WHITE LACQUERED ALUMINIUM CORPS EN ALUMINIUM LAQUÉ BLANC								CORPO ALUMÍNIO ESCOVADO CINZA BODY IN GREY BRUSHED ALUMINIUM CORPS EN ALUMINIUM BROSSÉ GRAY	
PERFIL BRANCO WHITE PROFILE PROFIL BLANC								PERFIL METALIZADO METHALIZED PROFILE PROFIL MÉTALLIQUE	
A	B	C	D	E	F	G			
800	800	2000	50	100	500	1550	1.800 €	1.800 €	1.800 €
							172110108080	172110208080	172120208080
900	900	2000	50	100	500	1550	1.870 €	1.870 €	1.870 €
							172110109090	172110209090	172120209090

OPÇÃO | OPTION | OPTION

BANCO REBATÍVEL EM BRANCO | WHITE RETRACTILE SEAT | SIÈGE RÉTRACTILE BLANC

07520001

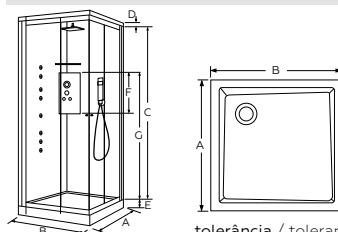
350 €

Misturadora termostática;
Seletor manual 5 funções com regulador de caudal;
Controle de temperatura com bloqueio de segurança nos 38°C;
8 Jatos de hidromassagem orientáveis;
Chuveiro fixo "efeito rain" redondo ø200mm com 144 orifícios (20l/3bar);
Chuveiro de mão retangular com suporte chuveiro e tubo flexível;
Cascata incorporada no teto da cabine;
Corpo de cabine em alumínio escovado cinza ou lacado branco;
Resguardo de duche perfil branco ou metalizado /vidro transparente de 6mm;
Aro em inox para prateleira;
Opcionalmente: Banco rebatível branco.

Thermostatic mixer;
5 functions manual selector with flow regulator;
Temperature control with safety stop at 38°C;
8 Directional whirlpool jets;
"Rain-effect" overhead shower round ø200mm with 144 holes (20l/3bar);
Rectangular hand shower with showerhead support and flexible hose;
Waterfall built into the cabin ceiling;
Cabin body brushed aluminium grey or white lacquered;
Shower enclosure with profile metallized or white / transparent glass 6 mm;
Stainless steel hoop for shelf;
Optionally: White retractile seat.

Robinet thermostatique;
Sélecteur manuel de 5 fonctions avec régulateur de débit;
Contrôle de température avec butée de sécurité à 38°C;
8 Jets directionnels d'hydro massage;
Pomme de douche "effet de pluie" ronde ø200mm avec 144 trous (20l/3bar);
Douchette rectangulaire avec support de douchette et flexible de douche;
Cascade d'eau intégré dans le plafond de la cabine;
Corps de cabine brossé gris aluminium ou blanc laqué;
Parois de douche avec profil blanc ou métallique / transparent verre 6 mm;
Arceau en acier inoxydable pour étagère;
En option: siège rétractile blanc.

QUADRADA | SQUARE | CARRÉ



tolerância / tolerance / tolérance ±1%



CORPO ALUMÍNIO LACADO BRANCO BODY IN WHITE LACQUERED ALUMINIUM CORPS EN ALUMINIUM LAQUÉ BLANC								CORPO ALUMÍNIO ESCOVADO CINZA BODY IN GREY BRUSHED ALUMINIUM CORPS EN ALUMINIUM BROSSÉ GRAY	
PERFIL BRANCO WHITE PROFILE PROFIL BLANC								PERFIL METALIZADO METHALIZED PROFILE PROFIL MÉTALLIQUE	
A	B	C	D	E	F	G			
800	800	2000	50	100	500	1550	1.640 €	1.640 €	1.640 €
							172010108080	172010208080	172020208080
900	900	2000	50	100	500	1550	1.700 €	1.700 €	1.700 €
							172010109090	172010209090	172020209090

OPÇÃO | OPTION | OPTION

BANCO REBATÍVEL EM BRANCO | WHITE RETRACTILE SEAT | SIÈGE RÉTRACTILE BLANC

07520001

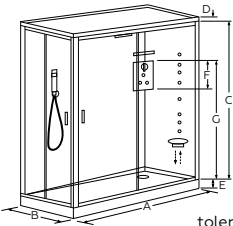
350 €

Misturadora termostática;
Seletor manual 5 funções com regulador de caudal;
Controle de temperatura com bloqueio de segurança nos 38°C;
8 Jatos de hidromassagem orientáveis;
Chuveiro fixo "efeito rain" quadrado 200x200mm com 144 orifícios (20l/3bar);
Chuveiro de mão retangular com suporte chuveiro e tubo flexível;
Cascata incorporada no teto da cabine;
Corpo de cabine em alumínio escovado cinza ou lacado branco;
Resguardo de duche perfil branco ou metalizado /vidro transparente de 6mm;
Aro em inox para prateleira;
Opcionalmente: Banco rebatível branco.

Thermostatic mixer;
5 functions manual selector with flow regulator;
Temperature control with safety stop at 38°C;
8 Directional whirlpool jets;
"Rain-effect" overhead shower square 200x200mm with 144 holes (20l/3bar);
Rectangular hand shower with showerhead support and flexible hose;
Waterfall built into the cabin ceiling;
Cabin body brushed aluminium grey or white lacquered;
Shower enclosure with profile metallized or white / transparent glass 6 mm;
Stainless steel hoop for shelf;
Optionally: White retractile seat.

Robinet thermostatique;
Sélecteur manuel de 5 fonctions avec régulateur de débit;
Contrôle de température avec butée de sécurité à 38°C;
8 Jets directionnels d'hydro massage;
Pomme de douche "effet de pluie" carré 200x200mm avec 144 trous (20l/3bar);
Douchette rectangulaire avec support de douchette et flexible de douche;
Cascade d'eau intégré dans le plafond de la cabine;
Corps de cabine brossé gris aluminium ou blanc laqué;
Parois de douche avec profil blanc ou métallique / transparent verre 6 mm;
Arceau en acier inoxydable pour étagère;
En option: siège rétractile blanc.

RETANGULAR | RECTANGULAR | RECTANGULAIRE



tolerância / tolerance / tolérance ±1%



esquerda
left
gauche



direita
right
droite

CORPO ALUMÍNIO LACADO BRANCO BODY IN WHITE LACQUERED ALUMINIUM CORPS EN ALUMINIUM LAQUÉ BLANC							CORPO ALUMÍNIO ESCOVADO CINZA BODY IN GREY BRUSHED ALUMINIUM CORPS EN ALUMINIUM BROSSÉ GRAY			
MODELO MODEL MODÈLE							PERFIL BRANCO WHITE PROFILE PROFIL BLANC	PERFIL METALIZADO METHALIZED PROFILE PROFIL MÉTALLIQUE	PERFIL BRANCO WHITE PROFILE PROFIL BLANC	PERFIL METALIZADO METHALIZED PROFILE PROFIL MÉTALLIQUE
A	B	C	D	E	F	G				
1000	800	2000	50	100	500	1550	1.720 € 1722101010080D/E	1.720 € 1722102010080D/E	1.720 € 1722201010080D/E	1.720 € 1722202010080D/E
1000	900	2000	50	100	500	1550	1.720 € 1722101010090D/E	1.720 € 1722102010090D/E	1.720 € 1722201010090D/E	1.720 € 1722202010090D/E
1200	800	2000	50	100	500	1550	1.770 € 1722101012080D/E	1.770 € 1722102012080D/E	1.770 € 1722201012080D/E	1.770 € 1722202012080D/E
1200	900	2000	50	100	500	1550	1.770 € 1722101012090D/E	1.770 € 1722102012090D/E	1.770 € 1722201012090D/E	1.770 € 1722202012090D/E
1400	800	2000	50	100	500	1550	1.950 € 1722101014080D/E	1.950 € 1722102014080D/E	1.950 € 1722201014080D/E	1.950 € 1722202014080D/E
1400	900	2000	50	100	500	1550	2.060 € 1722101014090D/E	2.060 € 1722102014090D/E	2.060 € 1722201014090D/E	2.060 € 1722202014090D/E

OPÇÃO | OPTION | OPTION

BANCO REBATÍVEL EM BRANCO WHITE RETRACTILE SEAT SIÈGE RÉTRACTILE BLANC	07520001	350 €
---	----------	-------

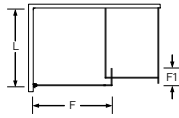
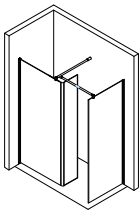
Misturadora termostática;
Seletor manual 5 funções com regulador de caudal;
Controle de temperatura com bloqueio de segurança nos 38°C;
8 Jatos de hidromassagem orientáveis;
Chuveiro fixo "efeito rain" quadrado 200x200mm com 144 orifícios (20l/3bar);
Chuveiro de mão retangular com suporte chuveiro e tubo flexível;
Cascata incorporada no teto da cabine;
Corpo de cabine em alumínio escovado cinza ou lacado branco;
Resguardo de duche perfil branco ou metalizado /vidro transparente de 6mm;
Aro em inox para prateleira;
Opcionalmente: Banco rebatível branco.

Thermostatic mixer;
5 functions manual selector with flow regulator;
Temperature control with safety stop at 38°C;
8 Directional whirlpool jets;
"Rain-effect" overhead shower square 200x200mm with 144 holes (20l/3bar);
Rectangular hand shower with showerhead support and flexible hose;
Waterfall built into the cabin ceiling;
Cabin body brushed aluminium grey or white lacquered;
Shower enclosure with profile metallized or white / transparent glass 6 mm;
Stainless steel hoop for shelf;
Optionally: White retractile seat.

Robinet thermostatique;
Sélecteur manuel de 5 fonctions avec régulateur de débit;
Contrôle de température avec butée de sécurité à 38°C;
8 Jets directionnels d'hydro massage;
Pomme de douche "effet de pluie" carré 200x200mm avec 144 trous (20l/3bar);
Douchette rectangulaire avec support de douchette et flexible de douche;
Cascade d'eau intégré dans le plafond de la cabine;
Corps de cabine brossé gris aluminium ou blanc laqué;
Parois de douche avec profil blanc ou métallique / transparent verre 6 mm;
Arceau en acier inoxydable pour étagère;
En option: siège rétractile blanc.



PR500



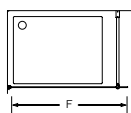
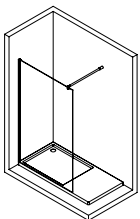
FRONTAIS + LATERAL FRONTAL + LATERAL FRONTAL + LATÉRAL F+F1+L	PERFIL BRANCO WHITE PROFILE PROFIL BLANC		PERFIL METALIZADO METHALIZED PROFILE PROFIL MÉTALLIQUE		PERFIL CROMADO CHROMED PROFILE PROFIL CHROME	
	VIDRO TRANSPARENTE CLEAR GLASS VERRE TRANSPARENT	VIDRO SERIGRAFADO SCREEN-PRINTED GLASS VERRE SÉRIGRAPHIÉ	VIDRO TRANSPARENTE CLEAR GLASS VERRE TRANSPARENT	VIDRO SERIGRAFADO SCREEN-PRINTED GLASS VERRE SÉRIGRAPHIÉ	VIDRO TRANSPARENTE CLEAR GLASS VERRE TRANSPARENT	VIDRO SERIGRAFADO SCREEN-PRINTED GLASS VERRE SÉRIGRAPHIÉ
1400-1800	-	-	-	-	700 € 11180450XX	830 € 11180460XX
1810-2200	-	-	-	-	770 € 11180450XX	930 € 11180460XX
Substituir XX por medida Replace XX by measure Remplacer XX par mesure						

Dois painéis fixos com lateral fixo;
Largura standard de F1 200mm;
Estrutura de fixação em latão cromado Ø25mm;
Altura standard 2000mm;
Acessórios em latão cromado;
Vidro temperado de 8mm;
Largura do perfil 36mm.

Two fixed panels with fixed side;
F1 standard width 200mm;
Clamping arms in chrome-plated brass Ø25mm;
Standard height 2000mm;
Accessories in chrome-plated brass;
8mm Tempered glass;
Profile width 36mm.

Deux panneaux fixes avec latéral fixe;
Largeur standard F1 200mm;
Bras de fixation en laiton chromé Ø25mm;
Hauteur standard 2000mm;
Accessoires en laiton chromé;
Verre trempé 8mm;
Profil de largeur 36mm.

PR600



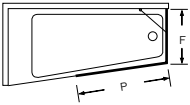
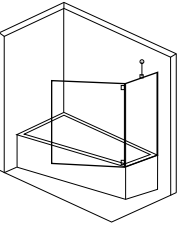
FRONTAL FRONTAL FRONTAL F	PERFIL BRANCO WHITE PROFILE PROFIL BLANC		PERFIL METALIZADO METHALIZED PROFILE PROFIL MÉTALLIQUE		PERFIL CROMADO CHROMED PROFILE PROFIL CHROME	
	VIDRO TRANSPARENTE CLEAR GLASS VERRE TRANSPARENT	VIDRO SERIGRAFADO SCREEN-PRINTED GLASS VERRE SÉRIGRAPHIÉ	VIDRO TRANSPARENTE CLEAR GLASS VERRE TRANSPARENT	VIDRO SERIGRAFADO SCREEN-PRINTED GLASS VERRE SÉRIGRAPHIÉ	VIDRO TRANSPARENTE CLEAR GLASS VERRE TRANSPARENT	VIDRO SERIGRAFADO SCREEN-PRINTED GLASS VERRE SÉRIGRAPHIÉ
900-1200	-	-	-	-	340 € 11180650XX	430 € 11180660XX
1210-1500	-	-	-	-	390 € 11180650XX	500 € 11180660XX
Substituir XX por medida Replace XX by measure Remplacer XX par mesure						

Um painel fixo esquerdo/direito;
Estrutura de fixação em latão cromado Ø25mm;
Altura standard 2000mm;
Acessórios em latão cromado;
Vidro temperado de 8mm;
Largura do perfil 36mm.

Fixed panel left/right;
Clamping arm in chrome-plated brass Ø25mm;
Standard height 2000mm;
Accessories in chrome-plated brass;
8mm Tempered glass;
Profile width 36mm.

Fixe panneau gauche/droite;
Bras de fixation en laiton chromé Ø25mm;
Hauteur standard 2000mm;
Accessoires en laiton chromé;
Verre trempé 8mm;
Profil de largeur 36mm.

PR690 ESPECIAL PLANÍSSIMA CANTO | SPECIAL PLANÍSSIMA CANTO | SPÉCIALE PLANÍSSIMA CANTO



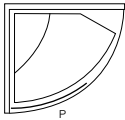
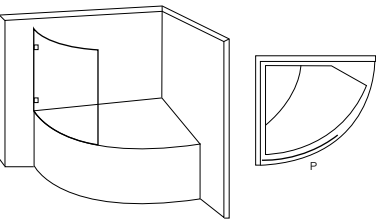
PAINEL DUPLO DOUBLE PANEL Panneau Double F+P	PERFIL BRANCO WHITE PROFILE PROFIL BLANC		PERFIL METALIZADO METHALIZED PROFILE PROFIL MÉTALLIQUE		PERFIL CROMADO CHROMED PROFILE PROFIL CHROME	
	VIDRO TRANSPARENTE CLEAR GLASS VERRE TRANSPARENT	VIDRO SERIGRAFADO SCREEN-PRINTED GLASS VERRE SÉRIGRAPHIÉ	VIDRO TRANSPARENTE CLEAR GLASS VERRE TRANSPARENT	VIDRO SERIGRAFADO SCREEN-PRINTED GLASS VERRE SÉRIGRAPHIÉ	VIDRO TRANSPARENTE CLEAR GLASS VERRE TRANSPARENT	VIDRO SERIGRAFADO SCREEN-PRINTED GLASS VERRE SÉRIGRAPHIÉ
650+800	-	-	-	-	490 € 1118508065	570 € 1118608065
700+800	-	-	-	-	490 € 1118508070	570 € 1118608070

Vidro fixo + porta de abrir;
Resguardo especial para banheira Planíssima de canto esquerda/direita;
Estrutura de fixação em latão cromado Ø25mm;
Altura standard 1500mm;
Acessórios em latão cromado;
Vidro temperado de 8mm;
Largura do perfil 36mm.

Fixed glass + open door;
Special shower-screen for corner Planíssima bathtub left/right;
Clamping arm in chrome-plated brass Ø25mm;
Standard height 1500mm;
Accessories in chrome-plated brass;
8mm Tempered glass;
Profile width 36mm.

Verre fixe + porte d'ouvrir;
Pare-douche spéciale pour baignoire de coin Planíssima gauche/droite;
Bras de fixation en laiton chromé Ø25mm;
Hauteur standard 1500mm;
Accessoires en laiton chromé;
Verre trempé 8mm;
Profil de largeur 36mm.

PR691 ESPECIAL CHARME CANTO | SPECIAL CHARME CANTO | SPÉCIALE CHARME CANTO



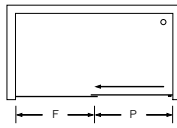
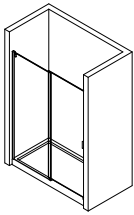
FRONTAL FRONTAL FRONTAL P	PERFIL BRANCO WHITE PROFILE PROFIL BLANC		PERFIL METALIZADO METHALIZED PROFILE PROFIL MÉTALLIQUE		PERFIL CROMADO CHROMED PROFILE PROFIL CHROME	
	VIDRO TRANSPARENTE CLEAR GLASS VERRE TRANSPARENT	VIDRO SERIGRAFADO SCREEN-PRINTED GLASS VERRE SÉRIGRAPHIÉ	VIDRO TRANSPARENTE CLEAR GLASS VERRE TRANSPARENT	VIDRO SERIGRAFADO SCREEN-PRINTED GLASS VERRE SÉRIGRAPHIÉ	VIDRO TRANSPARENTE CLEAR GLASS VERRE TRANSPARENT	VIDRO SERIGRAFADO SCREEN-PRINTED GLASS VERRE SÉRIGRAPHIÉ
1100	-	-	-	-	770 € 11181150100	-

Painel de banheira curvo;
Resguardo especial para banheira Charme de canto;
Altura standard 1500mm;
Comprimento standard 1100mm;
Acessórios em latão cromado;
Vidro temperado de 8mm.

Curved bath panel;
Special shower-screen for corner Charme bathtub;
Standard height 1500mm;
Standard Length 1100mm;
Accessories in chrome-plated brass;
8mm Tempered glass.

Bain incurvé panneau;
Pare-douche spéciale pour coin baignoire Charme;
Hauteur standard 1500mm;
Longueur standard 1100mm;
Accessoires en laiton chromé;
Verre trempé 8mm.

PR710



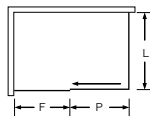
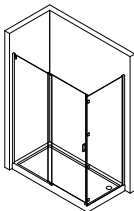
FRONTAL FRONTAL FRONTAL F+P	PERFIL BRANCO WHITE PROFILE PROFIL BLANC		PERFIL METALIZADO METHALIZED PROFILE PROFIL MÉTALLIQUE		PERFIL CROMADO CHROMED PROFILE PROFIL CHROME	
	VIDRO TRANSPARENTE CLEAR GLASS VERRE TRANSPARENT	VIDRO SERIGRAFADO SCREEN-PRINTED GLASS VERRE SÉRIGRAPHIÉ	VIDRO TRANSPARENTE CLEAR GLASS VERRE TRANSPARENT	VIDRO SERIGRAFADO SCREEN-PRINTED GLASS VERRE SÉRIGRAPHIÉ	VIDRO TRANSPARENTE CLEAR GLASS VERRE TRANSPARENT	VIDRO SERIGRAFADO SCREEN-PRINTED GLASS VERRE SÉRIGRAPHIÉ
	900-1600	-	-	-	840 € 11181150XX	910 € 11181160XX
1610-2000	-	-	-	-	880 € 11181150XX	1.020 € 11181160XX
Substituir XX por medida Replace XX by measure Remplacer XX par mesure						

Vidro fixo + porta de correr;
Altura standard 2000mm;
Dimensão máxima de P (porta) 900mm;
Acessórios em latão cromado;
Vidro temperado de 8mm;
Largura do perfil 36mm.

Fixed glass + sliding door;
Standard height 2000mm;
Maximum dimension of P (door) 900mm;
Accessories in chrome-plated brass;
8mm Tempered glass;
Profile width 36mm.

Verre fixe + porte coulissante;
Hauteur standard 2000mm;
Dimension maximale de P (porte) 900mm;
Accessoires en laiton chromé;
Verre trempé 8mm;
Profil de largeur 36mm.

PR720



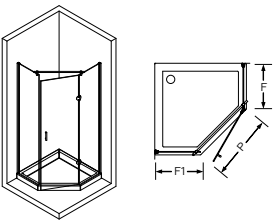
FRONTAL + LATERAL FRONTAL + LATERAL FRONTAL + LATÉRAL F+P+L	PERFIL BRANCO WHITE PROFILE PROFIL BLANC		PERFIL METALIZADO METHALIZED PROFILE PROFIL MÉTALLIQUE		PERFIL CROMADO CHROMED PROFILE PROFIL CHROME	
	VIDRO TRANSPARENTE CLEAR GLASS VERRE TRANSPARENT	VIDRO SERIGRAFADO SCREEN-PRINTED GLASS VERRE SÉRIGRAPHIÉ	VIDRO TRANSPARENTE CLEAR GLASS VERRE TRANSPARENT	VIDRO SERIGRAFADO SCREEN-PRINTED GLASS VERRE SÉRIGRAPHIÉ	VIDRO TRANSPARENTE CLEAR GLASS VERRE TRANSPARENT	VIDRO SERIGRAFADO SCREEN-PRINTED GLASS VERRE SÉRIGRAPHIÉ
	970-2000	-	-	-	920 € 11180850XX	980 € 11180860XX
2010-2400	-	-	-	-	1.000 € 11180850XX	1.160 € 11180860XX
Substituir XX por medida Replace XX by measure Remplacer XX par mesure						

Vidro fixo + porta de correr + vidro lateral;
Altura standard 2000mm;
Dimensão máxima de P (porta) 900mm;
Acessórios em latão cromado;
Vidro temperado de 8mm;
Largura do perfil 36mm.

Fixed glass + sliding door + lateral glass;
Standard height 2000mm;
Maximum dimension of P (door) 900mm;
Accessories in chrome-plated brass;
8mm Tempered glass;
Profile width 36mm.

Verre fixe + porte coulissante + verre latéral;
Hauteur standard 2000mm;
Dimension maximale de P (porte) 900mm;
Accessoires en laiton chromé;
Verre trempé 8mm;
Profil de largeur 36mm.

PR800



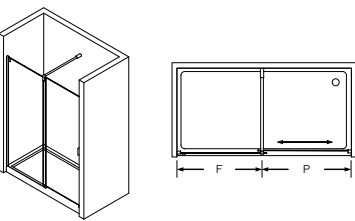
PENTAGONAL PENTAGONAL PENTAGONAL F+P+F1	PERFIL BRANCO		PERFIL METALIZADO		PERFIL CROMADO	
	WHITE PROFILE PROFIL BLANC		METHALIZED PROFILE PROFIL MÉTALLIQUE		CHROMED PROFILE PROFIL CHROME	
	VIDRO TRANSPARENTE CLEAR GLASS VERRE TRANSPARENT	VIDRO SERIGRAFADO SCREEN-PRINTED GLASS VERRE SÉRIGRAPHIÉ	VIDRO TRANSPARENTE CLEAR GLASS VERRE TRANSPARENT	VIDRO SERIGRAFADO SCREEN-PRINTED GLASS VERRE SÉRIGRAPHIÉ	VIDRO TRANSPARENTE CLEAR GLASS VERRE TRANSPARENT	VIDRO SERIGRAFADO SCREEN-PRINTED GLASS VERRE SÉRIGRAPHIÉ
900-1200	-	-	-	-	760 € 11181050XX	880 € 11181060XX
1210-1500	-	-	-	-	840 € 11181050XX	980 € 11181060XX
Substituir XX por medida Replace XX by measure Remplacer XX par mesure						

Dois vidros fixos + porta de abrir;
Estrutura de fixação em latão cromadoØ25mm;
Altura standard 2000mm;
Acessórios em latão cromado;
Vidro temperado de 8mm;
Largura do perfil 36mm.

Two fixed glass + open door;
Clamping arm in chrome-plated brass Ø25mm;
Standard height 2000mm;
Accessories in chrome-plated brass;
8mm Tempered glass;
Profile width 36mm.

Deux verres fixes + porte d'ouvrir;
Bras de fixation en laiton chromé Ø25mm;
Hauteur standard 2000mm;
Accessoires en laiton chromé;
Verre trempé 8mm;
Profil de largeur 36mm.

IT100



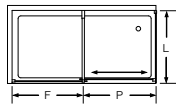
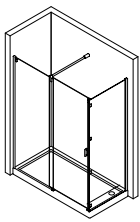
FRONTAL FRONTAL FRONTAL F+P	PERFIL BRANCO		PERFIL METALIZADO		PERFIL CROMADO	
	WHITE PROFILE PROFIL BLANC		METHALIZED PROFILE PROFIL MÉTALLIQUE		CHROMED PROFILE PROFIL CHROME	
	VIDRO TRANSPARENTE CLEAR GLASS VERRE TRANSPARENT	VIDRO SERIGRAFADO SCREEN-PRINTED GLASS VERRE SÉRIGRAPHIÉ	VIDRO TRANSPARENTE CLEAR GLASS VERRE TRANSPARENT	VIDRO SERIGRAFADO SCREEN-PRINTED GLASS VERRE SÉRIGRAPHIÉ	VIDRO TRANSPARENTE CLEAR GLASS VERRE TRANSPARENT	VIDRO SERIGRAFADO SCREEN-PRINTED GLASS VERRE SÉRIGRAPHIÉ
1200-1500	-	-	-	-	640 € 11310150XX	730 € 11310160XX
1510-1800	-	-	-	-	700 € 11310150XX	820 € 11310160XX
1810-2000	-	-	-	-	880 € 11310150XX	1.020 € 11310160XX
Substituir XX por medida Replace XX by measure Remplacer XX par mesure						

Vidro fixo + porta de correr;
Estrutura de fixação em latão cromadoØ25mm;
Altura standard 2000mm;
Dimensão máxima de P (porta) 900mm;
Acessórios em latão cromado;
Vidro temperado de 6mm;
Largura do perfil 33mm.

Fixed glass + sliding door;
Clamping arm in chrome-plated brass Ø25mm;
Standard height 2000mm;
Maximum dimension of P (door) 900mm;
Accessories in chrome-plated brass;
6mm Tempered glass;
Profile width 33mm.

Verre fixe + porte coulissante;
Bras de fixation en laiton chromé Ø25mm;
Hauteur standard 2000mm;
Dimension maximale de P (porte) 900mm;
Accessoires en laiton chromé;
Verre trempé 6mm;
Profil de largeur 33mm.

IT150



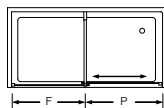
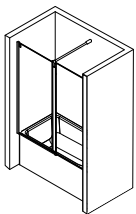
FRONTAL + LATERAL FRONTAL + LATERAL FRONTAL + LATÉRAL F+P+L	PERFIL BRANCO WHITE PROFILE PROFIL BLANC		PERFIL METALIZADO METHALIZED PROFILE PROFIL MÉTALLIQUE		PERFIL CROMADO CHROMED PROFILE PROFIL CHROME	
	VIDRO TRANSPARENTE CLEAR GLASS VERRE TRANSPARENT	VIDRO SERIGRAFADO SCREEN-PRINTED GLASS VERRE SÉRIGRAPHIÉ	VIDRO TRANSPARENTE CLEAR GLASS VERRE TRANSPARENT	VIDRO SERIGRAFADO SCREEN-PRINTED GLASS VERRE SÉRIGRAPHIÉ	VIDRO TRANSPARENTE CLEAR GLASS VERRE TRANSPARENT	VIDRO SERIGRAFADO SCREEN-PRINTED GLASS VERRE SÉRIGRAPHIÉ
1600-2000	-	-	-	-	810 € 11310450XX	920 € 11310460XX
2010-2400	-	-	-	-	830 € 11310450XX	1.000 € 11310460XX
2410-2900	-	-	-	-	1.030 € 11310450XX	1.250 € 11310460XX
Substituir XX por medida Replace XX by measure Remplacer XX par mesure						

Vidro fixo + porta de correr + vidro lateral;
Estrutura de fixação em latão cromado Ø25mm;
Altura standard 2000mm;
Dimensão máxima de P (porta) 900mm;
Acessórios em latão cromado;
Vidro temperado de 6mm;
Largura do perfil 33mm.

Fixed glass + sliding door + lateral glass;
Clamping arm in chrome-plated brass Ø25mm;
Standard height 2000mm;
Maximum dimension of P (door) 900mm;
Accessories in chrome-plated brass;
6mm Tempered glass;
Profile width 33mm.

Verre fixe + porte coulissante + verre latéral;
Bras de fixation en laiton chromé Ø25mm;
Hauteur standard 2000mm;
Dimension maximale de P (porte) 900mm;
Accessoires en laiton chromé;
Verre trempé 6mm;
Profil de largeur 33mm.

IT200



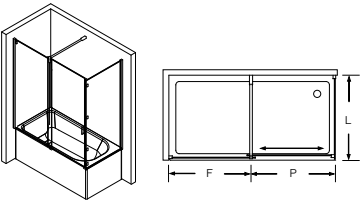
FRONTAL FRONTAL FRONTAL F+P	PERFIL BRANCO WHITE PROFILE PROFIL BLANC		PERFIL METALIZADO METHALIZED PROFILE PROFIL MÉTALLIQUE		PERFIL CROMADO CHROMED PROFILE PROFIL CHROME	
	VIDRO TRANSPARENTE CLEAR GLASS VERRE TRANSPARENT	VIDRO SERIGRAFADO SCREEN-PRINTED GLASS VERRE SÉRIGRAPHIÉ	VIDRO TRANSPARENTE CLEAR GLASS VERRE TRANSPARENT	VIDRO SERIGRAFADO SCREEN-PRINTED GLASS VERRE SÉRIGRAPHIÉ	VIDRO TRANSPARENTE CLEAR GLASS VERRE TRANSPARENT	VIDRO SERIGRAFADO SCREEN-PRINTED GLASS VERRE SÉRIGRAPHIÉ
1200-1500	-	-	-	-	520 € 11310550XX	610 € 11310560XX
1510-1800	-	-	-	-	560 € 11310550XX	660 € 11310560XX
1810-2000	-	-	-	-	700 € 11310550XX	830 € 11310560XX
Substituir XX por medida Replace XX by measure Remplacer XX par mesure						

Vidro fixo + porta de correr;
Estrutura de fixação em latão cromado Ø25mm;
Altura standard 1500mm;
Acessórios em latão cromado;
Vidro temperado de 6mm;
Largura do perfil 33mm.

Fixed glass + sliding door;
Clamping arm in chrome-plated brass Ø25mm;
Standard height 1500mm;
Accessories in chrome-plated brass;
6mm Tempered glass;
Profile width 33mm.

Verre fixe + porte coulissante;
Bras de fixation en laiton chromé Ø25mm;
Hauteur standard 1500mm;
Accessoires en laiton chromé;
Verre trempé 6mm;
Profil de largeur 33mm.

IT200



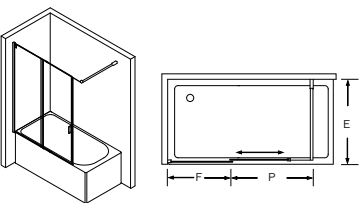
FRONTAL + LATERAL FRONTAL + LATERAL FRONTAL + LATÉRAL F+P+L	PERFIL BRANCO WHITE PROFILE PROFIL BLANC		PERFIL METALIZADO METHALIZED PROFILE PROFIL MÉTALLIQUE		PERFIL CROMADO CHROMED PROFILE PROFIL CHROME	
	VIDRO TRANSPARENTE CLEAR GLASS VERRE TRANSPARENT	VIDRO SERIGRAFADO SCREEN-PRINTED GLASS VERRE SÉRIGRAPHIÉ	VIDRO TRANSPARENTE CLEAR GLASS VERRE TRANSPARENT	VIDRO SERIGRAFADO SCREEN-PRINTED GLASS VERRE SÉRIGRAPHIÉ	VIDRO TRANSPARENTE CLEAR GLASS VERRE TRANSPARENT	VIDRO SERIGRAFADO SCREEN-PRINTED GLASS VERRE SÉRIGRAPHIÉ
	1900-2000	-	-	-	720 € 11310650XX	800 € 11310660XX
	2010-2400	-	-	-	750 € 11310650XX	850 € 11310660XX
2410-2900	-	-	-	-	890 € 11310650XX	1.020 € 11310660XX
Substituir XX por medida Replace XX by measure Remplacer XX par mesure						

Vidro fixo + porta de correr + vidro lateral;
Estrutura de fixação em latão cromadoØ25mm;
Altura standard 1500mm;
Acessórios em latão cromado;
Vidro temperado de 6mm;
Largura do perfil 33mm.

Fixed glass + sliding door + lateral glass;
Clamping arm in chrome-plated brass Ø25mm;
Standard height 1500mm;
Accessories in chrome-plated brass;
6mm Tempered glass;
Profile width 33mm.

Verre fixe + porte coulissante + verre latéral;
Bras de fixation en laiton chromé Ø25mm;
Hauteur standard 1500mm;
Accessoires en laiton chromé;
Verre trempé 6mm;
Profil de largeur 33mm.

IT230



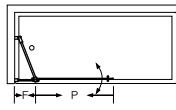
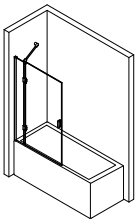
FRONTAL FRONTAL FRONTAL F+P	PERFIL BRANCO WHITE PROFILE PROFIL BLANC		PERFIL METALIZADO METHALIZED PROFILE PROFIL MÉTALLIQUE		PERFIL CROMADO CHROMED PROFILE PROFIL CHROME	
	VIDRO TRANSPARENTE CLEAR GLASS VERRE TRANSPARENT	VIDRO SERIGRAFADO SCREEN-PRINTED GLASS VERRE SÉRIGRAPHIÉ	VIDRO TRANSPARENTE CLEAR GLASS VERRE TRANSPARENT	VIDRO SERIGRAFADO SCREEN-PRINTED GLASS VERRE SÉRIGRAPHIÉ	VIDRO TRANSPARENTE CLEAR GLASS VERRE TRANSPARENT	VIDRO SERIGRAFADO SCREEN-PRINTED GLASS VERRE SÉRIGRAPHIÉ
	900-1200	-	-	-	420 € 11310750XX	490 € 11310760XX
	1210-1500	-	-	-	450 € 11310750XX	540 € 11310760XX
Substituir XX por medida Replace XX by measure Remplacer XX par mesure						

Vidro fixo + porta de correr;
Estrutura de fixação em latão cromadoØ25mm;
Altura standard 1500mm;
Acessórios em latão cromado;
Vidro temperado de 6mm;
Largura do perfil 33mm.

Fixed glass + sliding door;
Clamping arm in chrome-plated brass Ø25mm;
Standard height 1500mm;
Accessories in chrome-plated brass;
6mm Tempered glass;
Profile width 33mm.

Verre fixe + porte coulissante;
Bras de fixation en laiton chromé Ø25mm;
Hauteur standard 1500mm;
Accessoires en laiton chromé;
Verre trempé 6mm;
Profil de largeur 33mm.

IT360



FRONTAL
FRONTAL
FRONTAL
F+P

PERFIL BRANCO
WHITE PROFILE | PROFIL BLANC

PERFIL METALIZADO
METHALIZED PROFILE | PROFIL MÉTALLIQUE

PERFIL CROMADO
CHROMED PROFILE | PROFIL CHROME

VIDRO TRANSPARENTE
CLEAR GLASS
VERRE TRANSPARENT

VIDRO SERIGRAFADO
SCREEN-PRINTED GLASS
VERRE SÉRIGRAPHIÉ

VIDRO TRANSPARENTE
CLEAR GLASS
VERRE TRANSPARENT

VIDRO SERIGRAFADO
SCREEN-PRINTED GLASS
VERRE SÉRIGRAPHIÉ

VIDRO TRANSPARENTE
CLEAR GLASS
VERRE TRANSPARENT

VIDRO SERIGRAFADO
SCREEN-PRINTED GLASS
VERRE SÉRIGRAPHIÉ

200x800

-

-

-

-

470 €

530 €

113103502080

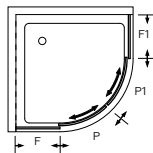

113103602080

Vidro fixo + porta de abrir;
Estrutura de fixação em latão cromado Ø25mm;
Altura standard 1500mm;
Acessórios em latão cromado;
Vidro temperado de 6mm;
Largura do perfil 33mm.

Fixed glass + open door;
Clamping arm in chrome-plated brass Ø25mm;
Standard height 1500mm;
Accessories in chrome-plated brass;
6mm Tempered glass;
Profile width 33mm.

Verre fixe + porte d'ouvrir;
Bras de fixation en laiton chromé Ø25mm;
Hauteur standard 1500mm;
Accessoires en laiton chromé;
Verre trempé 6mm;
Profil de largeur 33mm.

TÚNIS



CANTO
CORNER
D'ANGLE
F+P+P1+F1

PERFIL BRANCO
WHITE PROFILE | PROFIL BLANC

PERFIL METALIZADO
METHALIZED PROFILE | PROFIL MÉTALLIQUE

PERFIL CROMADO
CHROMED PROFILE | PROFIL CHROME

VIDRO TRANSPARENTE
CLEAR GLASS
VERRE TRANSPARENT

VIDRO SERIGRAFADO
SCREEN-PRINTED GLASS
VERRE SÉRIGRAPHIÉ

VIDRO TRANSPARENTE
CLEAR GLASS
VERRE TRANSPARENT

VIDRO SERIGRAFADO
SCREEN-PRINTED GLASS
VERRE SÉRIGRAPHIÉ

VIDRO TRANSPARENTE
CLEAR GLASS
VERRE TRANSPARENT

VIDRO SERIGRAFADO
SCREEN-PRINTED GLASS
VERRE SÉRIGRAPHIÉ

800x800

680 €

760 €

720 €

790 €

750 €

830 €

110504108080

110504308080

110504208080

110504408080

110504508080

110504608080

850x850

710 €

800 €

750 €

840 €

780 €

870 €

110504108585

110504308585

110504208585

110504408585

110504508585

110504608585

900x900

710 €

800 €

750 €

840 €

780 €

870 €

110504109090

110504309090

110504209090

110504409090

110504509090

110504609090

1000x1000

890 €

1.000 €

940 €

1.040 €

970 €

1.080 €

11050410100100

11050430100100

11050420100100

11050440100100

11050450100100

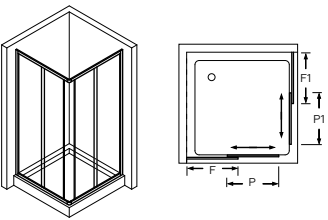
11050460100100

2 Vidros fixos + 2 portas de correr;
Altura standard 2000mm;
Rolamentos esferas inox;
Fecho magnético;
Vidro temperado de 6mm;
Largura do perfil 52mm.

2 Fixed glass + 2 sliding doors;
Standard height 2000mm;
Inox ball-bearing rollers;
Magnetic closure;
6mm Tempered glass;
Profile width 52mm.

2 Verre fixes + 2 portes coulissantes;
Hauteur standard 2000mm;
Roulements à billes en acier inoxydable;
Fermeture magnétique;
Verre trempé 6mm;
Profil de largeur 52mm.

TÚNIS



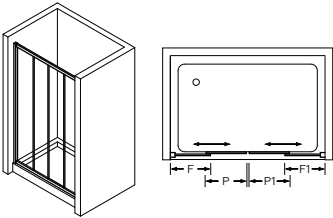
QUADRADO SQUARE CARRÉ F+P+P1+F1	PERFIL BRANCO WHITE PROFILE PROFIL BLANC		PERFIL METALIZADO METHALIZED PROFILE PROFIL MÉTALLIQUE		PERFIL CROMADO CHROMED PROFILE PROFIL CHROME	
	VIDRO TRANSPARENTE CLEAR GLASS VERRE TRANSPARENT	VIDRO SERIGRAFADO SCREEN-PRINTED GLASS VERRE SÉRIGRAPHIÉ	VIDRO TRANSPARENTE CLEAR GLASS VERRE TRANSPARENT	VIDRO SERIGRAFADO SCREEN-PRINTED GLASS VERRE SÉRIGRAPHIÉ	VIDRO TRANSPARENTE CLEAR GLASS VERRE TRANSPARENT	VIDRO SERIGRAFADO SCREEN-PRINTED GLASS VERRE SÉRIGRAPHIÉ
700x700	470 € 110502107070	530 € 110502307070	490 € 110502207070	550 € 110502407070	520 € 110502507070	580 € 110502607070
750x750	490 € 110502107575	550 € 110502307575	500 € 110502207575	560 € 110502407575	540 € 110502507575	600 € 110502607575
800x800	500 € 110502108080	570 € 110502308080	520 € 110502208080	580 € 110502408080	550 € 110502508080	620 € 110502608080
850x850	530 € 110502108585	610 € 110502308585	540 € 110502208585	620 € 110502408585	590 € 110502508585	660 € 110502608585
900x900	530 € 110502109090	610 € 110502309090	540 € 110502209090	620 € 110502409090	590 € 110502509090	660 € 110502609090
1000x1000	660 € 11050210100100	760 € 11050230100100	670 € 11050220100100	770 € 11050240100100	740 € 11050250100100	830 € 11050260100100

2 Vidros fixos + 2 portas de correr;
Altura standard 2000mm;
Rolamentos esferas inox;
Fecho magnético;
Vidro temperado de 6mm;
Largura do perfil 52mm.

2 Fixed glass + 2 sliding doors;
Standard height 2000mm;
Inox ball-bearing rollers;
Magnetic closure;
6mm Tempered glass;
Profile width 52mm.

2 Verre fixes + 2 portes coulissantes;
Hauteur standard 2000mm;
Roulements à billes en acier inoxydable;
Fermeture magnétique;
Verre trempé 6mm;
Profil de largeur 52mm.

TÚNIS



FRONTAL FRONTAL FRONTAL F+P+P1+F1	PERFIL BRANCO WHITE PROFILE PROFIL BLANC		PERFIL METALIZADO METHALIZED PROFILE PROFIL MÉTALLIQUE		PERFIL CROMADO CHROMED PROFILE PROFIL CHROME	
	VIDRO TRANSPARENTE CLEAR GLASS VERRE TRANSPARENT	VIDRO SERIGRAFADO SCREEN-PRINTED GLASS VERRE SÉRIGRAPHIÉ	VIDRO TRANSPARENTE CLEAR GLASS VERRE TRANSPARENT	VIDRO SERIGRAFADO SCREEN-PRINTED GLASS VERRE SÉRIGRAPHIÉ	VIDRO TRANSPARENTE CLEAR GLASS VERRE TRANSPARENT	VIDRO SERIGRAFADO SCREEN-PRINTED GLASS VERRE SÉRIGRAPHIÉ
1200-1500	520 € 11050110XX	590 € 11050130XX	540 € 11050120XX	610 € 11050140XX	590 € 11050150XX	660 € 11050160XX
1510-1800	570 € 11050110XX	660 € 11050130XX	590 € 11050120XX	680 € 11050140XX	650 € 11050150XX	730 € 11050160XX
1810-2000	710 € 11050110XX	830 € 11050130XX	740 € 11050120XX	850 € 11050140XX	810 € 11050150XX	920 € 11050160XX

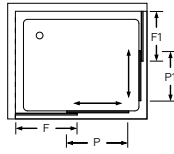
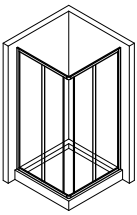
Substituir XX por medida | Replace XX by measure | Remplacer XX par mesure

2 Vidros fixos + 2 portas de correr;
Altura standard 2000mm;
Rolamentos esferas inox;
Fecho magnético;
Vidro temperado de 6mm;
Largura do perfil 52mm.

2 Fixed glass + 2 sliding doors;
Standard height 2000mm;
Inox ball-bearing rollers;
Magnetic closure;
6mm Tempered glass;
Profile width 52mm.

2 Verre fixes + 2 portes coulissantes;
Hauteur standard 2000mm;
Roulements à billes en acier inoxydable;
Fermeture magnétique;
Verre trempé 6mm;
Profil de largeur 52mm.

TÚNIS



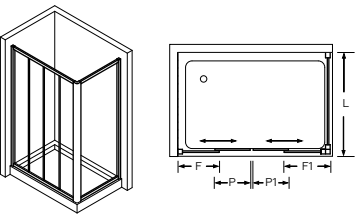
RETANGULAR RECTANGULAR RECTANGULAIRE F+P+P1+F1	PERFIL BRANCO WHITE PROFILE PROFIL BLANC		PERFIL METALIZADO METHALIZED PROFILE PROFIL MÉTALLIQUE		PERFIL CROMADO CHROMED PROFILE PROFIL CHROME	
	VIDRO TRANSPARENTE CLEAR GLASS VERRE TRANSPARENT	VIDRO SERIGRAFADO SCREEN-PRINTED GLASS VERRE SÉRIGRAPHIÉ	VIDRO TRANSPARENTE CLEAR GLASS VERRE TRANSPARENT	VIDRO SERIGRAFADO SCREEN-PRINTED GLASS VERRE SÉRIGRAPHIÉ	VIDRO TRANSPARENTE CLEAR GLASS VERRE TRANSPARENT	VIDRO SERIGRAFADO SCREEN-PRINTED GLASS VERRE SÉRIGRAPHIÉ
900x700	520 € 110503109070	590 € 110503309070	530 € 110503209070	600 € 110503409070	570 € 110503509070	650 € 110503609070
900x750	520 € 110503109075	590 € 110503309075	530 € 110503209075	600 € 110503409075	570 € 110503509075	650 € 110503609075
900x800	520 € 110503109080	590 € 110503309080	530 € 110503209080	600 € 110503409080	570 € 110503509080	650 € 110503609080
1000x700	520 € 1105031010070	590 € 1105033010070	530 € 1105032010070	600 € 1105034010070	570 € 1105035010070	650 € 1105036010070
1000x750	530 € 1105031010075	610 € 1105033010075	550 € 1105032010075	620 € 1105034010075	590 € 1105035010075	670 € 1105036010075
1000x800	530 € 1105031010080	610 € 1105033010080	550 € 1105032010080	620 € 1105034010080	590 € 1105035010080	670 € 1105036010080
1000x900	530 € 1105031010090	610 € 1105033010090	550 € 1105032010090	620 € 1105034010090	590 € 1105035010090	670 € 1105036010090
1100x700	560 € 1105031011070	650 € 1105033011070	570 € 1105032011070	660 € 1105034011070	620 € 1105035011070	710 € 1105036011070
1100x750	560 € 1105031011075	650 € 1105033011075	570 € 1105032011075	660 € 1105034011075	620 € 1105035011075	710 € 1105036011075
1100x800	560 € 1105031011080	650 € 1105033011080	570 € 1105032011080	660 € 1105034011080	620 € 1105035011080	710 € 1105036011080
1100x900	560 € 1105031011090	650 € 1105033011090	570 € 1105032011090	660 € 1105034011090	620 € 1105035011090	710 € 1105036011090
1200x700	560 € 1105031012070	650 € 1105033012070	570 € 1105032012070	660 € 1105034012070	620 € 1105035012070	710 € 1105036012070
1200x750	560 € 1105031012075	650 € 1105033012075	570 € 1105032012075	660 € 1105034012075	620 € 1105035012075	710 € 1105036012075
1200x800	560 € 1105031012080	650 € 1105033012080	570 € 1105032012080	660 € 1105034012080	620 € 1105035012080	710 € 1105036012080
1200x900	620 € 1105031012090	720 € 1105033012090	630 € 1105032012090	730 € 1105034012090	680 € 1105035012090	780 € 1105036012090

2 Vidros fixos + 2 portas de correr;
Altura standard 2000mm;
Rolamentos esferas inox;
Fecho magnético;
Vidro temperado de 6mm;
Largura do perfil 52mm.

2 Fixed glass + 2 sliding doors;
Standard height 2000mm;
Inox ball-bearing rollers;
Magnetic closure;
6mm Tempered glass;
Profile width 52mm.

2 Verre fixes + 2 portes coulissantes;
Hauteur standard 2000mm;
Roulements à billes en acier inoxydable;
Fermeture magnétique;
Verre trempé 6mm;
Profil de largeur 52mm.

TÚNIS



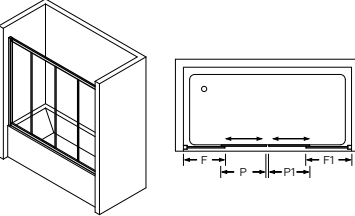
FRONTAL + LATERAL FRONTAL + LATERAL FRONTAL + LATÉRAL F+P+P1+F1+L	PERFIL BRANCO WHITE PROFILE PROFIL BLANC		PERFIL METALIZADO METHALIZED PROFILE PROFIL MÉTALLIQUE		PERFIL CROMADO CHROMED PROFILE PROFIL CHROME		
	VIDRO TRANSPARENTE CLEAR GLASS VERRE TRANSPARENT	VIDRO SERIGRAFADO SCREEN-PRINTED GLASS VERRE SÉRIGRAPHIÉ	VIDRO TRANSPARENTE CLEAR GLASS VERRE TRANSPARENT	VIDRO SERIGRAFADO SCREEN-PRINTED GLASS VERRE SÉRIGRAPHIÉ	VIDRO TRANSPARENTE CLEAR GLASS VERRE TRANSPARENT	VIDRO SERIGRAFADO SCREEN-PRINTED GLASS VERRE SÉRIGRAPHIÉ	
	1300x700 - 1500x900	760 € 11050310XX	880 € 11050330XX	790 € 11050320XX	920 € 11050340XX	890 € 11050350XX	1.010 € 11050360XX
	1600x700 - 1800x900	810 € 11050310XX	950 € 11050330XX	850 € 11050320XX	990 € 11050340XX	950 € 11050350XX	1.080 € 11050360XX
1900x800 - 2000x900	950 € 11050310XX	1.110 € 11050330XX	990 € 11050320XX	1.160 € 11050340XX	1.110 € 11050350XX	1.260 € 11050360XX	
Substituir XX por medida Replace XX by measure Remplacer XX par mesure							

- 2 Vidros fixos + 2 portas de correr + vidro lateral fixo;
Altura standard 2000mm;
Rolamentos esferas inox;
Fecho magnético;
Vidro temperado de 6mm;
Largura do perfil 52mm.

2 Fixed glass + 2 sliding doors+ fixed lateral glass;
Standard height 2000mm;
Inox ball-bearing rollers;
Magnetic closure;
6mm Tempered glass;
Profile width 52mm.

2 Verre fixes + 2 portes coulissantes+ verre latéral fixe;
Hauteur standard 2000mm;
Roulements à billes en acier inoxydable;
Fermeture magnétique;
Verre trempé 6mm;
Profil de largeur 52mm.

TÚNIS



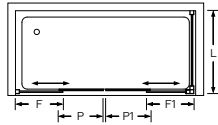
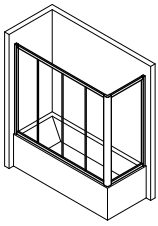
FRONTAL FRONTAL FRONTAL F+P+P1+F1	PERFIL BRANCO WHITE PROFILE PROFIL BLANC		PERFIL METALIZADO METHALIZED PROFILE PROFIL MÉTALLIQUE		PERFIL CROMADO CHROMED PROFILE PROFIL CHROME		
	VIDRO TRANSPARENTE CLEAR GLASS VERRE TRANSPARENT	VIDRO SERIGRAFADO SCREEN-PRINTED GLASS VERRE SÉRIGRAPHIÉ	VIDRO TRANSPARENTE CLEAR GLASS VERRE TRANSPARENT	VIDRO SERIGRAFADO SCREEN-PRINTED GLASS VERRE SÉRIGRAPHIÉ	VIDRO TRANSPARENTE CLEAR GLASS VERRE TRANSPARENT	VIDRO SERIGRAFADO SCREEN-PRINTED GLASS VERRE SÉRIGRAPHIÉ	
	1400-1600	470 € 11060110XX	520 € 11060130XX	490 € 11060120XX	540 € 11060140XX	540 € 11060150XX	590 € 11060160XX
	1610-1800	500 € 11060110XX	560 € 11060130XX	510 € 11060120XX	580 € 11060140XX	570 € 11060150XX	630 € 11060160XX
1810-2000	620 € 11060110XX	700 € 11060130XX	630 € 11060120XX	720 € 11060140XX	710 € 11060150XX	790 € 11060160XX	
Substituir XX por medida Replace XX by measure Remplacer XX par mesure							

- 2 Vidros fixos + 2 portas de correr;
Altura standard 1500mm;
Rolamentos esferas inox;
Fecho magnético;
Vidro temperado de 6mm;
Largura do perfil 52mm.

2 Fixed glass + 2 sliding doors;
Standard height 1500mm;
Inox ball-bearing rollers;
Magnetic closure;
6mm Tempered glass;
Profile width 52mm.

2 Verre fixes + 2 portes coulissantes;
Hauteur standard 1500mm;
Roulements à billes en acier inoxydable;
Fermeture magnétique;
Verre trempé 6mm;
Profil de largeur 52mm.

TÚNIS



FRONTAL + LATERAL FRONTAL + LATERAL FRONTAL + LATÉRAL F+P+P1+F1+L	PERFIL BRANCO WHITE PROFILE PROFIL BLANC		PERFIL METALIZADO METHALIZED PROFILE PROFIL MÉTALLIQUE		PERFIL CROMADO CHROMED PROFILE PROFIL CHROME	
	VIDRO TRANSPARENTE CLEAR GLASS VERRE TRANSPARENT	VIDRO SERIGRAFADO SCREEN-PRINTED GLASS VERRE SÉRIGRAPHIÉ	VIDRO TRANSPARENTE CLEAR GLASS VERRE TRANSPARENT	VIDRO SERIGRAFADO SCREEN-PRINTED GLASS VERRE SÉRIGRAPHIÉ	VIDRO TRANSPARENTE CLEAR GLASS VERRE TRANSPARENT	VIDRO SERIGRAFADO SCREEN-PRINTED GLASS VERRE SÉRIGRAPHIÉ
1400x700 - 1600x900	690 € 11060210XX	770 € 11060230XX	720 € 11060220XX	820 € 11060240XX	820 € 11060250XX	900 € 11060260XX
1700x700 - 1800x900	720 € 11060210XX	820 € 11060230XX	740 € 11060220XX	860 € 11060240XX	850 € 11060250XX	940 € 11060260XX
1900x800 - 2000x900	840 € 11060210XX	950 € 11060230XX	870 € 11060220XX	1.000 € 11060240XX	990 € 11060250XX	1.100 € 11060260XX

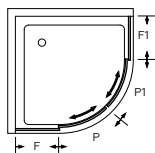

Substituir XX por medida | Replace XX by measure | Remplacer XX par mesure

2 Vidros fixos + 2 portas de correr + vidro lateral;
Altura standard 1500mm;
Rolamentos esferas inox;
Fecho magnético;
Vidro temperado de 6mm;
Largura do perfil 52mm.

2 Fixed glass + 2 sliding doors + lateral glass;
Standard height 1500mm;
Inox ball-bearing rollers;
Magnetic closure;
6mm Tempered glass;
Profile width 52mm.

2 Verre fixes + 2 portes coulissantes + verre latéral;
Hauteur standard 1500mm;
Roulements à billes en acier inoxydable;
Fermeture magnétique;
Verre trempé 6mm;
Profil de largeur 52mm.

CAIRO



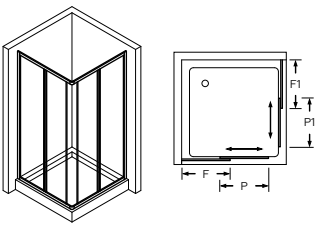
CANTO CORNER D'ANGLE F+P+P1+F1	PERFIL BRANCO WHITE PROFILE PROFIL BLANC		PERFIL METALIZADO METHALIZED PROFILE PROFIL MÉTALLIQUE		PERFIL CROMADO CHROMED PROFILE PROFIL CHROME	
	VIDRO TRANSPARENTE CLEAR GLASS VERRE TRANSPARENT	VIDRO SERIGRAFADO SCREEN-PRINTED GLASS VERRE SÉRIGRAPHIÉ	VIDRO TRANSPARENTE CLEAR GLASS VERRE TRANSPARENT	VIDRO SERIGRAFADO SCREEN-PRINTED GLASS VERRE SÉRIGRAPHIÉ	VIDRO TRANSPARENTE CLEAR GLASS VERRE TRANSPARENT	VIDRO SERIGRAFADO SCREEN-PRINTED GLASS VERRE SÉRIGRAPHIÉ
750x750	375 € 110302107575	425 € 110302307575	460 € 110302207575	505 € 110302407575	-	-
800x800	375 € 110302108080	440 € 110302308080	460 € 110302208080	525 € 110302408080	-	-
850x850	375 € 110302108585	440 € 110302308585	460 € 110302208585	525 € 110302408585	-	-
900x900	395 € 110302109090	445 € 110302309090	480 € 110302209090	550 € 110302409090	-	-
1000x1000	440 € 11030210100100	515 € 11030230100100	525 € 11030220100100	605 € 11030240100100	-	-

2 Vidros fixos + 2 portas de correr;
Altura standard 1850mm;
Rolamentos esferas inox;
Fecho magnético;
Vidro temperado de 4mm;
Largura do perfil 38mm.

2 Fixed glass + 2 sliding doors;
Standard height 1850 mm;
Inox ball-bearing rollers;
Magnetic closure;
4mm Tempered glass;
Profile width 38 mm.

2 Verre fixes + 2 portes coulissantes;
Hauteur standard 1850 mm;
Roulements à billes en acier inoxydable;
Fermeture magnétique;
Verre trempé 4mm;
Profil de largeur 38 mm.

CAIRO



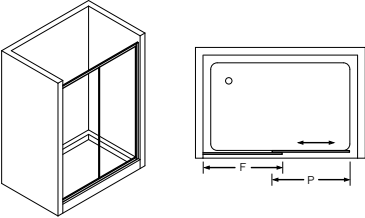
QUADRADO SQUARE CARRÉ F+P+P1+F1	PERFIL BRANCO WHITE PROFILE PROFIL BLANC		PERFIL METALIZADO METHALIZED PROFILE PROFIL MÉTALLIQUE		PERFIL CROMADO CHROMED PROFILE PROFIL CHROME	
	VIDRO TRANSPARENTE CLEAR GLASS VERRE TRANSPARENT	VIDRO SERIGRAFADO SCREEN-PRINTED GLASS VERRE SÉRIGRAPHIÉ	VIDRO TRANSPARENTE CLEAR GLASS VERRE TRANSPARENT	VIDRO SERIGRAFADO SCREEN-PRINTED GLASS VERRE SÉRIGRAPHIÉ	VIDRO TRANSPARENTE CLEAR GLASS VERRE TRANSPARENT	VIDRO SERIGRAFADO SCREEN-PRINTED GLASS VERRE SÉRIGRAPHIÉ
	700x700	290 € 1103001070	330 € 1103003070	320 € 1103002070	360 € 1103004070	- -
750x750	295 € 1103001075	345 € 1103003075	325 € 1103002075	375 € 1103004075	- -	- -
800x800	305 € 1103001080	355 € 1103003080	335 € 1103002080	385 € 1103004080	- -	- -
850x850	305 € 1103001085	355 € 1103003085	335 € 1103002085	385 € 1103004085	- -	- -
900x900	325 € 1103001090	385 € 1103003090	355 € 1103002090	420 € 1103004090	- -	- -
1000x1000	355 € 11030010100	425 € 11030030100	390 € 11030020100	460 € 11030040100	- -	- -

2 Vidros fixos + 2 portas de correr;
Altura standard 1850mm;
Rolamentos esferas inox;
Fecho magnético;
Vidro temperado de 4mm;
Largura do perfil 38mm.

2 Fixed glass + 2 sliding doors;
Standard height 1850 mm;
Inox ball-bearing rollers;
Magnetic closure;
4mm Tempered glass;
Profile width 38 mm.

2 Verre fixes + 2 portes coulissantes;
Hauteur standard 1850 mm;
Roulements à billes en acier inoxydable;
Fermeture magnétique;
Verre trempé 4mm;
Profil de largeur 38 mm.

CAIRO



FRONTAL FRONTAL FRONTAL F+P	PERFIL BRANCO WHITE PROFILE PROFIL BLANC		PERFIL METALIZADO METHALIZED PROFILE PROFIL MÉTALLIQUE		PERFIL CROMADO CHROMED PROFILE PROFIL CHROME	
	VIDRO TRANSPARENTE CLEAR GLASS VERRE TRANSPARENT	VIDRO SERIGRAFADO SCREEN-PRINTED GLASS VERRE SÉRIGRAPHIÉ	VIDRO TRANSPARENTE CLEAR GLASS VERRE TRANSPARENT	VIDRO SERIGRAFADO SCREEN-PRINTED GLASS VERRE SÉRIGRAPHIÉ	VIDRO TRANSPARENTE CLEAR GLASS VERRE TRANSPARENT	VIDRO SERIGRAFADO SCREEN-PRINTED GLASS VERRE SÉRIGRAPHIÉ
	900-1200	205 € 11110010XX	260 € 11110030XX	235 € 11110020XX	280 € 11110040XX	- -
1210-1500	235 € 11110010XX	305 € 11110030XX	260 € 11110020XX	325 € 11110040XX	- -	- -
1510-1800	265 € 11110010XX	355 € 11110030XX	290 € 11110020XX	375 € 11110040XX	- -	- -
1810-2000	330 € 11110010XX	445 € 11110030XX	360 € 11110020XX	470 € 11110040XX	- -	- -

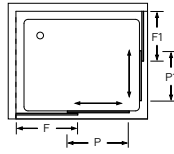
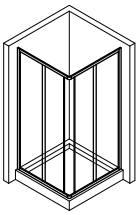
Substituir XX por medida | Replace XX by measure | Remplacer XX par mesure

1 Vidro fixo + 1 porta de correr;
Altura standard 1850mm;
Rolamentos esferas inox;
Fecho magnético;
Vidro temperado de 4mm;
Largura do perfil 38mm.

1 Fixed glass + 1 sliding door;
Standard height 1850 mm;
Inox ball-bearing rollers;
Magnetic closure;
4mm Tempered glass;
Profile width 38 mm.

1 Verre fixe + 1 porte coulissante;
Hauteur standard 1850 mm;
Roulements à billes en acier inoxydable;
Fermeture magnétique;
Verre trempé 4mm;
Profil de largeur 38 mm.

CAIRO



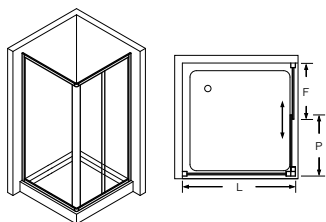
RETANGULAR RECTANGULAR RECTANGULAIRE F+P+P1+F1	PERFIL BRANCO WHITE PROFILE PROFIL BLANC		PERFIL METALIZADO METHALIZED PROFILE PROFIL MÉTALLIQUE		PERFIL CROMADO CHROMED PROFILE PROFIL CHROME	
	VIDRO TRANSPARENTE CLEAR GLASS VERRE TRANSPARENT	VIDRO SERIGRAFADO SCREEN-PRINTED GLASS VERRE SÉRIGRAPHIÉ	VIDRO TRANSPARENTE CLEAR GLASS VERRE TRANSPARENT	VIDRO SERIGRAFADO SCREEN-PRINTED GLASS VERRE SÉRIGRAPHIÉ	VIDRO TRANSPARENTE CLEAR GLASS VERRE TRANSPARENT	VIDRO SERIGRAFADO SCREEN-PRINTED GLASS VERRE SÉRIGRAPHIÉ
900x700	310 € 110301109070	365 € 110301309070	340 € 110301209070	395 € 110301409070	-	-
900x750	310 € 110301109075	365 € 110301309075	340 € 110301209075	395 € 110301409075	-	-
900x800	315 € 110301109080	365 € 110301309080	345 € 110301209080	395 € 110301409080	-	-
1000x700	315 € 1103011010070	365 € 1103013010070	345 € 1103012010070	395 € 1103014010070	-	-
1000x750	325 € 1103011010075	375 € 1103013010075	355 € 1103012010075	415 € 1103014010075	-	-
1000x800	325 € 1103011010080	375 € 1103013010080	355 € 1103012010080	415 € 1103014010080	-	-
1000x900	345 € 1103011010090	410 € 1103013010090	375 € 1103012010090	440 € 1103014010090	-	-
1100x700	345 € 1103011011070	410 € 1103013011070	375 € 1103012011070	440 € 1103014011070	-	-
1100x750	345 € 1103011011075	410 € 1103013011075	375 € 1103012011075	440 € 1103014011075	-	-
1100x800	345 € 1103011011080	410 € 1103013011080	375 € 1103012011080	440 € 1103014011080	-	-
1100x900	345 € 1103011011090	410 € 1103013011090	375 € 1103012011090	440 € 1103014011090	-	-
1200x700	345 € 1103011012070	410 € 1103013012070	375 € 1103012012070	440 € 1103014012070	-	-
1200x750	345 € 1103011012075	410 € 1103013012075	375 € 1103012012075	440 € 1103014012075	-	-
1200x800	345 € 1103011012080	410 € 1103013012080	375 € 1103012012080	440 € 1103014012080	-	-
1200x900	355 € 1103011012090	430 € 1103013012090	395 € 1103012012090	460 € 1103014012090	-	-

2 Vidros fixos + 2 portas de correr;
Altura standard 1850mm;
Rolamentos esferas inox;
Fecho magnético;
Vidro temperado de 4mm;
Largura do perfil 38mm.

2 Fixed glass + 2 sliding doors;
Standard height 1850 mm;
Inox ball-bearing rollers;
Magnetic closure;
4mm Tempered glass;
Profile width 38 mm.

2 Verre fixes + 2 portes coulissantes;
Hauteur standard 1850 mm;
Roulements à billes en acier inoxydable;
Fermeture magnétique;
Verre trempé 4mm;
Profil de largeur 38 mm.

CAIRO



FRONTAL + LATERAL FRONTAL + LATERAL FRONTAL + LATÉRAL F+P+L	PERFIL BRANCO WHITE PROFILE PROFIL BLANC		PERFIL METALIZADO METHALIZED PROFILE PROFIL MÉTALLIQUE		PERFIL CROMADO CHROMED PROFILE PROFIL CHROME	
	VIDRO TRANSPARENTE CLEAR GLASS VERRE TRANSPARENT	VIDRO SERIGRAFADO SCREEN-PRINTED GLASS VERRE SÉRIGRAPHIÉ	VIDRO TRANSPARENTE CLEAR GLASS VERRE TRANSPARENT	VIDRO SERIGRAFADO SCREEN-PRINTED GLASS VERRE SÉRIGRAPHIÉ	VIDRO TRANSPARENTE CLEAR GLASS VERRE TRANSPARENT	VIDRO SERIGRAFADO SCREEN-PRINTED GLASS VERRE SÉRIGRAPHIÉ
	11030110XX	11030130XX	11030120XX	11030140XX	11030110XX	11030130XX
1300x700 - 1500x900	430 €	530 €	450 €	550 €	-	-
1600x700 - 1800x900	450 €	580 €	480 €	610 €	-	-
1900x800 - 2000x900	480 €	620 €	510 €	640 €	-	-

Substituir XX por medida | Replace XX by measure | Remplacer XX par mesure

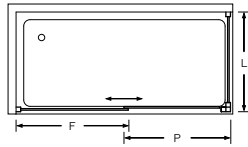
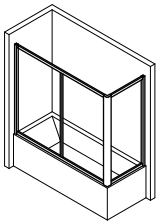
1 Vidro fixo + 1 porta de correr + vidro lateral fixo;
Altura standard 1850mm;
Rolamentos esferas inox;
Fecho magnético;
Vidro temperado de 4mm;
Largura do perfil 38mm.

1 Fixed glass + 1 sliding door + fixed lateral glass;
Standard height 1850 mm;
Inox ball-bearing rollers;
Magnetic closure;
4mm Tempered glass;
Profile width 38 mm.

1 Verre fixe + 1 porte coulissante + 1 verre latéral fixe;
Hauteur standard 1850 mm;
Roulements à billes en acier inoxydable;
Fermeture magnétique;
Verre trempé 4mm;
Profil de largeur 38 mm.



CAIRO



FRONTAL + LATERAL FRONTAL + LATERAL FRONTAL + LATÉRAL F+P+L	PERFIL BRANCO WHITE PROFILE PROFIL BLANC		PERFIL METALIZADO METHALIZED PROFILE PROFIL MÉTALLIQUE		PERFIL CROMADO CHROMED PROFILE PROFIL CHROME	
	VIDRO TRANSPARENTE CLEAR GLASS VERRE TRANSPARENT	VIDRO SERIGRAFADO SCREEN-PRINTED GLASS VERRE SÉRIGRAPHIÉ	VIDRO TRANSPARENTE CLEAR GLASS VERRE TRANSPARENT	VIDRO SERIGRAFADO SCREEN-PRINTED GLASS VERRE SÉRIGRAPHIÉ	VIDRO TRANSPARENTE CLEAR GLASS VERRE TRANSPARENT	VIDRO SERIGRAFADO SCREEN-PRINTED GLASS VERRE SÉRIGRAPHIÉ
1400x700 - 1600x900	350 € 11120010XX	430 € 11120030XX	380 € 11120020XX	470 € 11120040XX	-	-
1700x700 - 1800x900	370 € 11120010XX	450 € 11120030XX	410 € 11120020XX	480 € 11120040XX	-	-
1900x800 - 2000x900	390 € 11120010XX	480 € 11120030XX	430 € 11120020XX	510 € 11120040XX	-	-

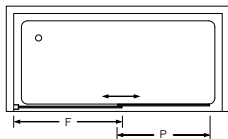
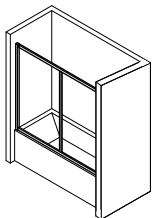
Substituir XX por medida | Replace XX by measure | Remplacer XX par mesure

1 Vidro fixo + 1 porta de correr + vidro lateral fixo;
Altura standard 1400mm;
Rolamentos esferas inox;
Fecho magnético;
Vidro temperado de 4mm;
Largura do perfil 38mm.

1 Fixed glass + 1 sliding door + fixed lateral glass;
Standard height 1400mm;
Inox ball-bearing rollers;
Magnetic closure;
4mm Tempered glass;
Profile width 38 mm.

1 Verre fixe + 1 porte coulissante + verre latéral fixe;
Hauteur standard 1400mm;
Roulements à billes en acier inoxydable;
Fermeture magnétique;
Verre trempé 4mm;
Profil de largeur 38 mm.

CAIRO



FRONTAL FRONTAL FRONTAL F+P	PERFIL BRANCO WHITE PROFILE PROFIL BLANC		PERFIL METALIZADO METHALIZED PROFILE PROFIL MÉTALLIQUE		PERFIL CROMADO CHROMED PROFILE PROFIL CHROME	
	VIDRO TRANSPARENTE CLEAR GLASS VERRE TRANSPARENT	VIDRO SERIGRAFADO SCREEN-PRINTED GLASS VERRE SÉRIGRAPHIÉ	VIDRO TRANSPARENTE CLEAR GLASS VERRE TRANSPARENT	VIDRO SERIGRAFADO SCREEN-PRINTED GLASS VERRE SÉRIGRAPHIÉ	VIDRO TRANSPARENTE CLEAR GLASS VERRE TRANSPARENT	VIDRO SERIGRAFADO SCREEN-PRINTED GLASS VERRE SÉRIGRAPHIÉ
1400-1600	210 € 11120010XX	260 € 11120030XX	230 € 11120020XX	280 € 11120040XX	-	-
1610-1800	220 € 11120010XX	280 € 11120030XX	250 € 11120020XX	290 € 11120040XX	-	-
1810-2000	240 € 11120010XX	310 € 11120030XX	270 € 11120020XX	320 € 11120040XX	-	-

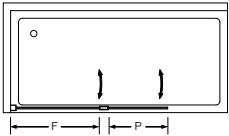
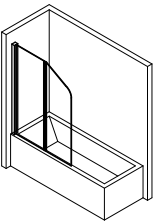
Substituir XX por medida | Replace XX by measure | Remplacer XX par mesure

1 Vidro fixo + 1 porta de correr;
Altura standard 1400mm;
Rolamentos esferas inox;
Fecho magnético;
Vidro temperado de 4mm;
Largura do perfil 38mm.

1 Fixed glass + 1 sliding door;
Standard height 1400mm;
Inox ball-bearing rollers;
Magnetic closure;
4mm Tempered glass;
Profile width 38 mm.

1 Verre fixe + 1 porte coulissante;
Hauteur standard 1400mm;
Roulements à billes en acier inoxydable;
Fermeture magnétique;
Verre trempé 4mm;
Profil de largeur 38 mm.

TAIPÉ DUPLO



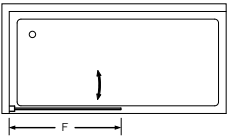
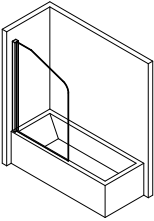
PAINEL DUPLO DOUBLE PANEL PANNEAU DOUBLE F+P	PERFIL BRANCO WHITE PROFILE PROFIL BLANC		PERFIL METALIZADO METHALIZED PROFILE PROFIL MÉTALLIQUE		PERFIL CROMADO CHROMED PROFILE PROFIL CHROME	
	VIDRO TRANSPARENTE CLEAR GLASS VERRE TRANSPARENT	VIDRO SERIGRAFADO SCREEN-PRINTED GLASS VERRE SÉRIGRAPHIÉ	VIDRO TRANSPARENTE CLEAR GLASS VERRE TRANSPARENT	VIDRO SERIGRAFADO SCREEN-PRINTED GLASS VERRE SÉRIGRAPHIÉ	VIDRO TRANSPARENTE CLEAR GLASS VERRE TRANSPARENT	VIDRO SERIGRAFADO SCREEN-PRINTED GLASS VERRE SÉRIGRAPHIÉ
	800+450	270 € 11040210150	320 € 11040230150	280 € 11040220150	330 € 11040240150	320 € 11040250150

Painel duplo de banheira;
Altura standard 1500mm;
Vidro temperado de 6mm;
Largura perfil 67mm.

Bathtub double panel;
Standard height 1500mm;
6mm Tempered glass;
Profile width 67mm.

Panneau de bain double face;
Hauteur standard 1500mm;
Verre trempé 6mm;
Profil de largeur 67mm.

TAIPÉ SIMPLES



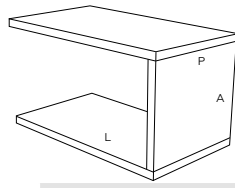
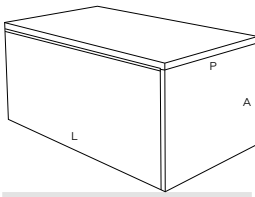
PAINEL SIMPLES SIMPLE PANEL PANNEAU SIMPLE F	PERFIL BRANCO WHITE PROFILE PROFIL BLANC		PERFIL METALIZADO METHALIZED PROFILE PROFIL MÉTALLIQUE		PERFIL CROMADO CHROMED PROFILE PROFIL CHROME	
	VIDRO TRANSPARENTE CLEAR GLASS VERRE TRANSPARENT	VIDRO SERIGRAFADO SCREEN-PRINTED GLASS VERRE SÉRIGRAPHIÉ	VIDRO TRANSPARENTE CLEAR GLASS VERRE TRANSPARENT	VIDRO SERIGRAFADO SCREEN-PRINTED GLASS VERRE SÉRIGRAPHIÉ	VIDRO TRANSPARENTE CLEAR GLASS VERRE TRANSPARENT	VIDRO SERIGRAFADO SCREEN-PRINTED GLASS VERRE SÉRIGRAPHIÉ
	850	130 € 11040110140	170 € 11040130140	140 € 1040120140	170 € 11040140140	- -

Painel de banheira;
Altura standard 1400mm;
Vidro temperado de 6mm;
Canto curvo;
Largura perfil 67mm.

Bathtub panel;
Standard height 1400mm;
6mm Tempered glass;
Curved corner;
Profile width 67mm.

Panneau pour baignoire;
Hauteur standard 1400mm;
Verre trempé 6mm;
Coin incurvé;
Profil de largeur 67mm.

YOLA



L	P	A
770	430	449
800	430	510

MÓDULO YOLA BRANCO

YOLA MODULE WHITE | YOLA MODULE BLANC

0860111077

255 €

BANCADA YOLA WENGUÉ/AOK

TABLE YOLA WENGÉ/AOK | PLAN YOLA WENGÉ/AOK

0860111380

215 €

SIFÃO CILÍNDRICO LATÃO CROMADO

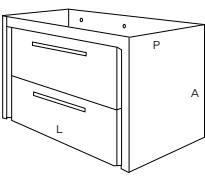
SIPHON CYLINDRICAL CHROME PLATED BRASS | SIPHON CYLINDRIQUE EN LAITON CHROMÉ

07261001

25 €

Conjunto Yola simples: extensível de 800 a 1500mm | Conjunto Yola duplo: extensível de 1600 a 2250mm | Ver lavatórios p.283
Set Yola simple: extends from 800 to 1500mm | Set Yola double: extended from 1600 to 2250mm | See washbasins p.283
Set Yola simple: s'étende de 200mm à 1500mm | Set Yola double: étendue de 1600 à 2250mm | Voir lavabos p.283

MUSSULO



L	P	A
790	430	540
350	250	1150

MÓVEL MUSSULO BRANCO/WENGUÉ AOK (Ver lavatórios 800mm p.283)

CABINET MUSSULO WHITE/WENGÉ AOK (See washbasins 800mm p.283)
MEUBLE MUSSULO BLANC/WENGÉ AOK (Voir lavabos 800mm p.283)

0860081080

360 €

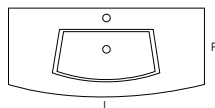
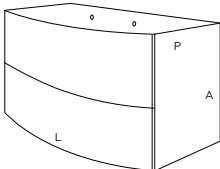
COLUNA MUSSULO BRANCO/WENGUÉ AOK

COLUMN MUSSULO WHITE/WENGÉ AOK | COLONNE MUSSULO BLANC/WENGÉ AOK

0860081035

235 €

SUMBE



L	P	A
890	450	500
920	470	-

BRANCO BRILHO **ANTRACITE MATE**
BRIGHT WHITE ANTRACITE MAT
BLANC BRILLANT ANTRACITE MAT

MÓVEL SUMBE

CABINET SUMBE | MEUBLE SUMBE

08600910

630 €

630 €

LAVATÓRIO SUMBE CERÂMICO BRANCO

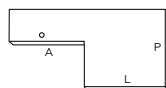
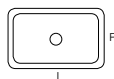
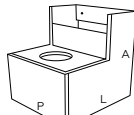
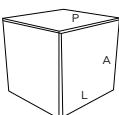
BASIN SUMBE CERAMIC WHITE | LAVABO SUMBE CÉRAMIQUE BLANC

0862021090

145 €

-

CUCHI



L	P	A
400	430	450
370	430	450
780	437	30
400	280	-

MÓDULO CUCHI | MODULE CUCHI | MODULE CUCHI

0860101XX

BRANCO (10)
WHITE | BLANC

150 €

WENGUÉ (13)
WENGÉ | WENGÉ

150 €

MÓDULO ENCASTRE CUCHI

BUILT-IN MODULE CUCHI | MODULE INTÉGRÉ CUCHI

0860102XX

175 €

175 €

TAMPO CUCHI | TOP CUCHI | TOP CUCHI

0860103XX

90 €

90 €

LAVATÓRIO CUCHI CAST MINERAL BRANCO


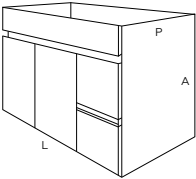
BASIN CUCHI IN WHITE MINERAL CAST | LAVABO CUCHI EN BLANC MINERAL

0862071040

190 €

-


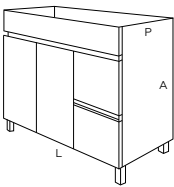
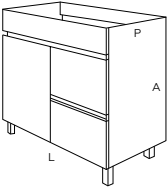
LUENA SUSPENSO



L	P	A		BRANCO (10) WHITE (10) BLANC (10)	WENGUÉ (13) WENGUE (13) WENGÉ (13)
790	430	550	MÓVEL LUENA SUSPENSO 800mm (2 portas e 1/2 + 1 gaveta) CABINET SUSPENDED LUENA 800mm (2 doors and 1/2 + 1 drawer) MEUBLE SUSPENDUE LUENA 800mm (2 ports et 1/2 + 1 tir)	086002XX80105 €	105 €

Substituir XX pela cor | Ver lavatórios p.283
Replace XX by color | See washbasins p.283 / Remplacer XX per couleur | Voir lavabos p.283



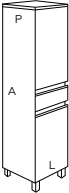
LUENA



L	P	A		BRANCO (10) WHITE (10) BLANC (10)	WENGUÉ (13) WENGUE (13) WENGÉ (13)
790	430	810	MÓVEL LUENA 800mm (1 porta e 1/2 + 1 gaveta) CABINET LUENA 800mm (1 door and 1/2 + 1 drawer) MEUBLE LUENA 800mm (1 porte et 1/2 + 1 tir)	086005XX8090 €	90 €
990	430	810	MÓVEL LUENA 1000mm (2 portas e 1/2 + 1 gaveta) CABINET LUENA 1000mm (2 doors and 1/2 + 1 drawer) MEUBLE LUENA 1000mm (2 ports et 1/2 + 1 tir)	086005XX100110 €	110 €

Substituir XX pela cor | Ver lavatórios p.283
Replace XX by color | See washbasins p.283 / Remplacer XX per couleur | Voir lavabos p.283


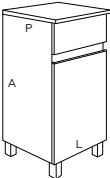
COLUNA LUENA



L	P	A		BRANCO (10) WHITE (10) BLANC (10)	WENGUÉ (13) WENGUE (13) WENGÉ (13)
360	325	1500	COLUNA LUENA (2 portas + 1 gaveta) COLUMN LUENA (2 doors + 1 drawer) COLONNE LUENA (2 ports + 1 tir)	086006XX35125 €	125 €

Substituir XX pela cor
Replace XX by color | Remplacer XX per couleur

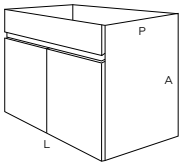
MESITA LUENA



L	P	A		BRANCO (10) WHITE (10) BLANC (10)	WENGUÉ (13) WENGUE (13) WENGÉ (13)
400	325	825	MESITA LUENA (1 porta + 1 gaveta) LOW CABINET LUENA (1 door + 1 drawer) MEUBLE BAS LUENA (1 porte + 1 tir)	086007XX35110 €	110 €

Substituir XX pela cor
Replace XX by color | Remplacer XX per couleur

VIANA SUSPENSO

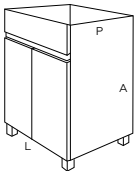


L	P	A
590	450	440
790	430	440

		BRANCO (10) WHITE (10) BLANC (10)	WENGUÉ (13) WENGUE (13) WENGÉ (13)
MÓVEL VIANA SUSPENSO 600mm (2 portas) CABINET SUSPENDED VIANA 600mm (2 doors) MEUBLE SUSPENDUE VIANA 600mm (2 ports)	086001XX60	60 €	60 €
MÓVEL VIANA SUSPENSO 800mm (2 portas) CABINET SUSPENDED VIANA 800mm (2 doors) MEUBLE SUSPENDUE VIANA 800mm (2 ports)	086001XX80	65 €	65 €

Substituir XX pela cor | Ver lavatórios p.283
Replace XX by color | See washbasins p.283 / Remplacer XX per couleur | Voir lavabos p.283

VIANA

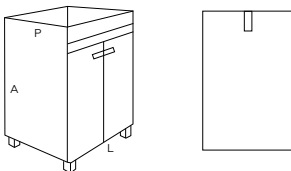


L	P	A
590	430	810
790	430	810

		BRANCO (10) WHITE (10) BLANC (10)	WENGUÉ (13) WENGUE (13) WENGÉ (13)
MÓVEL VIANA 600mm (2 portas) CABINET VIANA 600mm (2 doors) MEUBLE VIANA 600mm (2 ports)	086004XX60	55 €	55 €
MÓVEL VIANA 800mm (2 portas) CABINET VIANA 800mm (2 doors) MEUBLE VIANA 800mm (2 ports)	086004XX80	60 €	60 €

Substituir XX pela cor | Ver lavatórios p.283
Replace XX by color | See washbasins p.283 / Remplacer XX per couleur | Voir lavabos p.283


CONJUNTO CAXITO








L	P	A
490	385	810


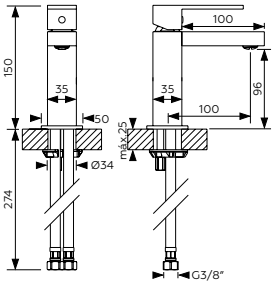

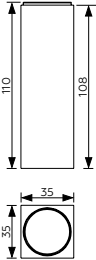

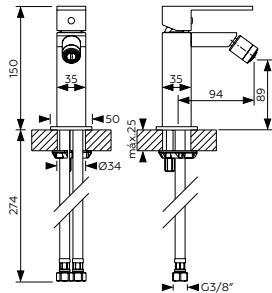

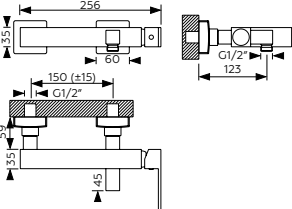

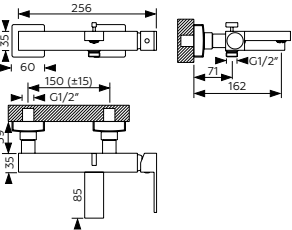

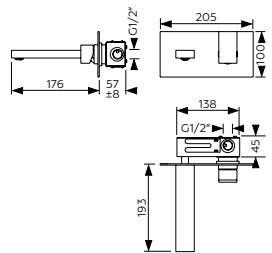
		BRANCO (10) WHITE (10) BLANC (10)	WENGUÉ (13) WENGUE (13) WENGÉ (13)
CONJUNTO MÓVEL CAXITO 500mm (2 portas) + LAVATÓRIO CERÂMICO BRANCO + ESPELHO CABINET ASSEMBLY CAXITO 500mm (2 doors) + BASIN WHITE CERAMIC + MIRROR ENSEMBLE MEUBLE CAXITO 500mm (2 ports) + LAVABO EN CÉRAMIQUE BLANCHE + MIROIR	086003XX501	135 €	145 €

Substituir XX pela cor
Replace XX by color | Remplacer XX per couleur

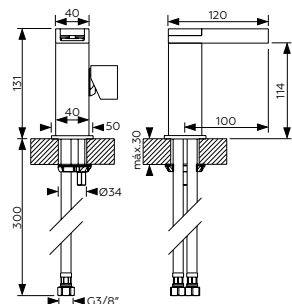
CERÂMICO DE ENCASTRAR				BRANCO
CERAMIC BUILT-IN À ENCASTRÉE EN CÉRAMIQUE				WHITE BLANC
	610x460	0862021060	LAVATÓRIO CERÂMICO PARA MÓVEL 600mm CERAMIC BASIN TO CABINET 600mm LAVABO CÉRAMIQUE POUR MEUBLE 600mm	70 €
	810x460	0862021080	LAVATÓRIO CERÂMICO PARA MÓVEL 800mm CERAMIC BASIN TO CABINET 800mm LAVABO CÉRAMIQUE POUR MEUBLE 800mm	85 €
	1010x460	08620210100	LAVATÓRIO CERÂMICO PARA MÓVEL 1000mm CERAMIC BASIN TO CABINET 1000mm LAVABO CÉRAMIQUE POUR MEUBLE 1000mm	115 €

VIDRO DE ENCASTRAR				CORES
GLASS BUILT-IN À ENCASTRÉE EN VERRE				COLORS COULEURS
	610x460	086201XX60	LAVATÓRIO VIDRO TEMPERADO PARA MÓVEL 600mm BASIN IN TEMPERED GLASS TO CABINET 600mm LAVABO EN VERRE TREMPÉ POUR MEUBLE 600mm	80 €
	810x460	086201XX80	LAVATÓRIO VIDRO TEMPERADO PARA MÓVEL 800mm BASIN IN TEMPERED GLASS TO CABINET 800mm LAVABO EN VERRE TREMPÉ POUR MEUBLE 800mm	90 €
	1010x460	086201XX100	LAVATÓRIO VIDRO TEMPERADO PARA MÓVEL1000mm BASIN IN TEMPERED GLASS TO CABINET 1000mm LAVABO EN VERRE TREMPÉ POUR MEUBLE 1000mm	130 €
Cores disponíveis (XX): Branco (10); Verde Pistacho (22); Laranja (23); Violeta (24); Vermelho (25); Azul (26); Preto (27). Available colors (XX): White (10); Green Pistachio (22); Orange (23); Violet (24); Red (25); Blue (26); Black (27). Couleurs disponibles (XX): Blanc (10); Vert Pistache (22); Orange (23); Viollete (24); Rouge (25); Bleu (26); Noir (27).				

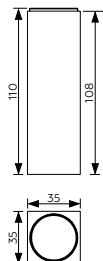
CERÂMICOS DE POUSAR				BRANCO
CERAMIC A TREND CÉRAMIQUE À POSER				WHITE BLANC
	400x300	0864014030	DANDE LAVATÓRIO CERÂMICO RETANGULAR DANDE CERAMIC BASIN RECTANGULAR DANDE LAVABO CÉRAMIQUE RECTANGULAIRE	75 €
	500x350	0864015035	KALANDULA LAVATÓRIO CERÂMICO RETANGULAR KALANDULA CERAMIC BASIN RECTANGULAR KALANDULA LAVABO CÉRAMIQUE RECTANGULAIRE	95 €
	400x300	0864024030	LEBA LAVATÓRIO CERÂMICO RETANGULAR LEBA CERAMIC BASIN RECTANGULAR LEBA LAVABO CÉRAMIQUE RECTANGULAIRE	75 €
	Ø440	08640340	CUITO LAVATÓRIO CERÂMICO REDONDO CUITO CERAMIC BASIN ROUND CUITO LAVABO CÉRAMIQUE RONDE	55 €
	520x320	0864043252	SASSA LAVATÓRIO CERÂMICO REDONDO SASSA CERAMIC BASIN ROUND SASSA LAVABO CÉRAMIQUE RONDE	75 €

PLAN		CROMADO CHROMED CHROMÉ	
		MONOCOMANDO LAVATÓRIO (Inclui válvula clic clac + 2 torneiras esquadria 1/2"x3/8 com filtro) SINGLE LEVER BASIN MIXER (click-clack waste and tap 1/2x3/8 with filter) MITIGEUR LAVABO (vidage clic-clac et robinet 1/2x3/8 avec filtre)	010PLAN011 125 €
		AUMENTO MONOCOMANDO LAVATÓRIO 110mmx35mm + KIT BICHAS EXTENSION FOR SINGLE LEVER BASIN MIXER 110mmx35mm + FLEXIBLE HOSE SET EXTENSION POUR MITIGEUR LAVABO 110mmx35mm + FLEXIBLE ENSEMBLE.	010PLAN050B + 010AC840A 55 €
		MONOCOMANDO BIDÉ (Inclui válvula clic clac + 2 torneiras esquadria 1/2"x3/8 com filtro) SINGLE LEVER BIDET MIXER (click-clack waste and tap 1/2x3/8 with filter) MITIGEUR BIDET (clic-clac vidage et robinet 1/2x3/8 avec filtre)	010PLAN020 125 €
		MONOCOMANDO DUCHE, CHUVEIRO DE MÃO, SUPORTE E FLEXÍVEL SHOWER MIXER, HAND-SHOWER, FLEXIBLE AND SUPPORT MITIGEUR DOUCHE MURAL, DOUCHETTE, FLEXIBLE ET SUPPORT	010PLAN030 170 €
		MONOCOMANDO BANHEIRA COM BICA, INVERSOR, CHUVEIRO DE MÃO, SUPORTE E FLEXÍVEL BATH MIXER WITH SPOUT, DIVERTER, HAND-SHOWER, FLEXIBLE AND SUPPORT MITIGEUR BAIN MURAL AVEC BEC, INVERSEUR, DOUCHETTE, FLEXIBLE ET SUPPORT	010PLAN040 185 €
		MONOCOMANDO LAVATÓRIO DE PAREDE COM ESPELHO COMPLETO SINGLE LEVER BUILT-IN BASIN MIXER WITH WALL FLANGE MITIGEUR LAVABO À ENCASTRER AVEC BRIDE MURALE	010ESQ070 175 €

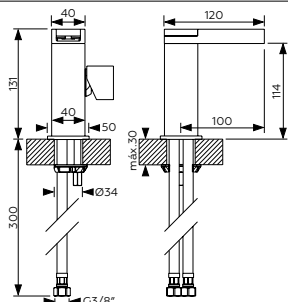
CROMADO
CHROMED | CHROMÉ



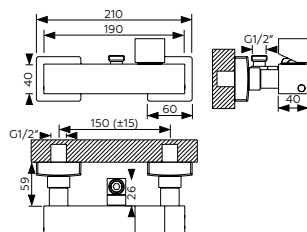
170 €



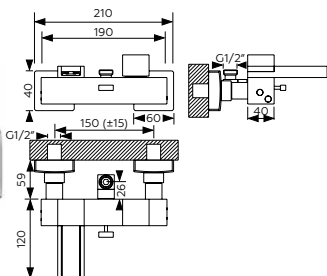
55 €



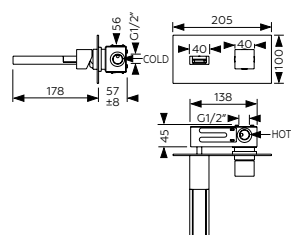
170 €



190 €



205 €

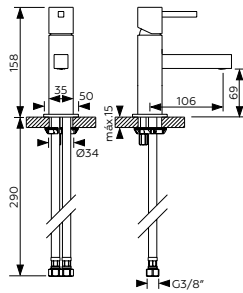


200 €

QUADRA CROMADO
CHROMED | CHROMÉ

CROMADO

CHROMED | CHROMÉ

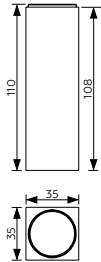


MONOCOMANDO LAVATÓRIO COM PERNO

(Inclui válvula clic clac + 2 torneiras esquadria 1/2*3/8 com filtro)

BASIN MIXER, WITH BOLT (click-clack waste and tap 1/2x3/8 with filter)
MITIGEUR LAVABO, AVEC BOULON (vidage clic-clac et robinet 1/2x3/8 avec filtre)

105 €



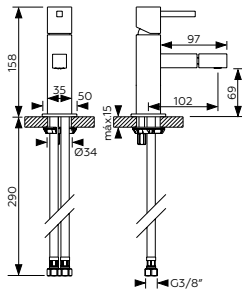
AUMENTO MONOCOMANDO LAVATÓRIO 110mmx35mm

+ KIT BICHAS

EXTENSION FOR SINGLE LEVER BASIN MIXER 110MMX35MM + FLEXI-
BLE HOSE SET

EXTENSION POUR MITIGEUR LAVABO 110MMX35MM + FLEXIBLE
ENSEMBLE.

55 €



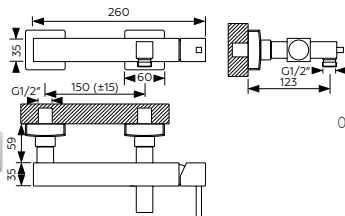
MONOCOMANDO BIDÉ COM PERNO

(Inclui válvula clic clac + 2 torneiras esquadria 1/2*3/8 com filtro)

SINGLE LEVER BIDET MIXER, WITH BOLT (click-clack waste and tap 1/2x3/8 with filter)

MITIGEUR BIDET, AVEC BOULON (clic-clac vidage et robinet 1/2x3/8 avec filtre)

105 €

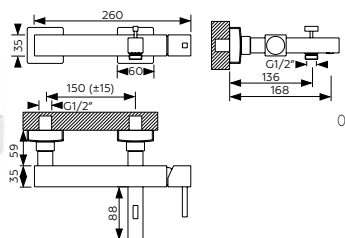


MONOCOMANDO DUCHE, COM PERNO, CHUVEIRO DE MÃO, SUPORTE E FLEXÍVEL

SHOWER MIXER, WITH BOLT, HAND-SHOWER, FLEXIBLE AND SUPPORT

MITIGEUR DOUCHE MURAL, AVEC BOULON, DOUCHETTE, FLEXIBLE ET SUPPORT

160 €

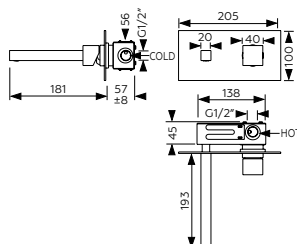


MONOCOMANDO BANHEIRA COM BICA, INVERSOR,
CHUVEIRO DE MÃO, SUPORTE E FLEXÍVEL

BATH MIXER WITH BOLT, SPOUT, DIVERTER, HAND-SHOWER, FLEXIBLE
AND SUPPORT

MITIGEUR BAIN MURAL AVEC BOULON, BEC,
INVERSEUR, DOUCHETTE, FLEXIBLE ET SUPPORT

170 €


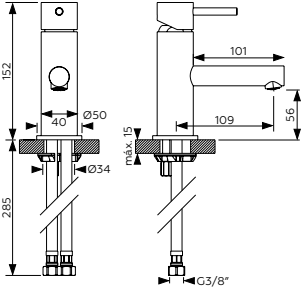

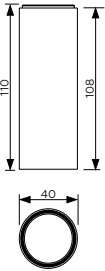

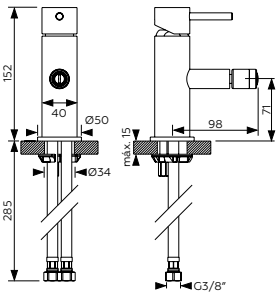

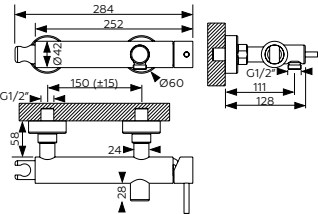

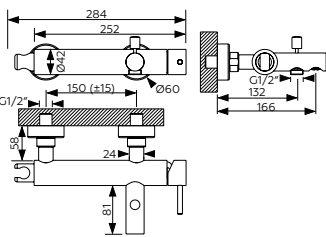

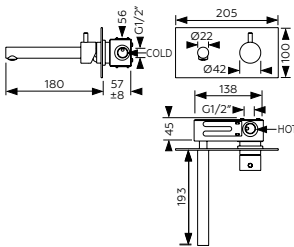


MONOCOMANDO LAVATÓRIO DE PAREDE COM
ESPELHO COMPLETO


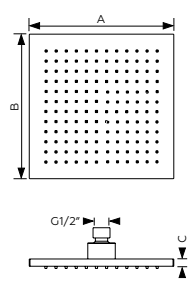

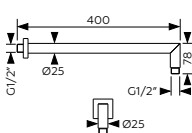

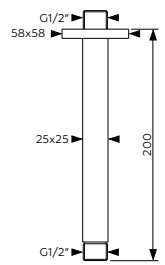

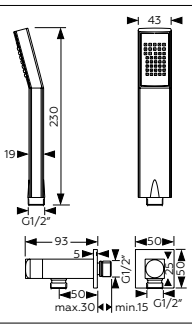

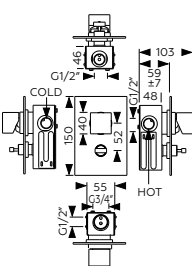

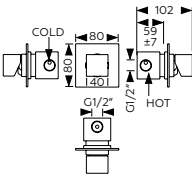
SINGLE LEVER BUILT-IN BASIN MIXER WITH WALL FLANGE

MITIGEUR LAVABO À ENCASTRER AVEC BRIDE MURALE


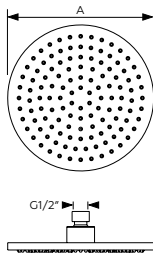

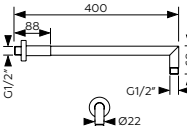

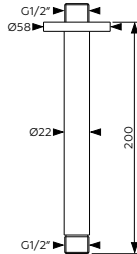



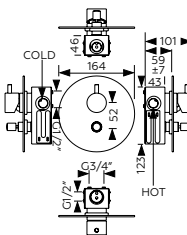

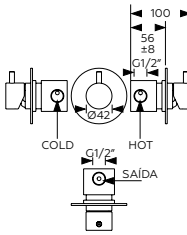
145 €

CILÍNDRICA		CROMADO CHROMED CHROMÉ	
		MONOCOMANDO LAVATÓRIO COM PERNO (Inclui válvula clic clac + 2 torneiras esquadria 1/2"x3/8 com filtro) BASIN MIXER, WITH BOLT (click-clack waste and tap 1/2x3/8 with filter) MITIGEUR LAVABO, AVEC BOULON (vidage clic-clac et robinet 1/2x3/8 avec filtre)	95 €
		AUMENTO MONOCOMANDO LAVATÓRIO 110mmx35mm + KIT BICHAS EXTENSION FOR SINGLE LEVER BASIN MIXER 110MMX35MM + FLEXIBLE HOSE SET EXTENSION POUR MITIGEUR LAVABO 110MMX35MM + FLEXIBLE ENSEMBLE.	55 €
		MONOCOMANDO BIDÉ COM PERNO (Inclui válvula clic clac + 2 torneiras esquadria 1/2"x3/8 com filtro) SINGLE LEVER BIDET MIXER, WITH BOLT (click-clack waste and tap 1/2x3/8 with filter) MITIGEUR BIDET, AVEC BOULON (clic-clac vidage et robinet 1/2x3/8 avec filtre)	95 €
		MONOCOMANDO DUCHE, COM PERNO, CHUVEIRO DE MÃO, SUPORTE E FLEXÍVEL SHOWER MIXER, WITH BOLT, HAND-SHOWER, FLEXIBLE AND SUPPORT MITIGEUR DOUCHE MURAL, AVEC BOULON, DOUCHETTE, FLEXIBLE ET SUPPORT	120 €
		MONOCOMANDO BANHEIRA COM BICA, INVERSOR, CHUVEIRO DE MÃO, SUPORTE E FLEXÍVEL BATH MIXER WITH BOLT, SPOUT, DIVERTER, HAND-SHOWER, FLEXIBLE AND SUPPORT MITIGEUR BAIN MURAL AVEC BOULON, BEC, INVERSEUR, DOUCHETTE, FLEXIBLE ET SUPPORT	130 €
		MONOCOMANDO LAVATÓRIO DE PAREDE COM ESPELHO COMPLETO SINGLE LEVER BUILT-IN BASIN MIXER WITH WALL FLANGE MITIGEUR LAVABO À ENCASTRER AVEC BRIDE MURALE	140 €

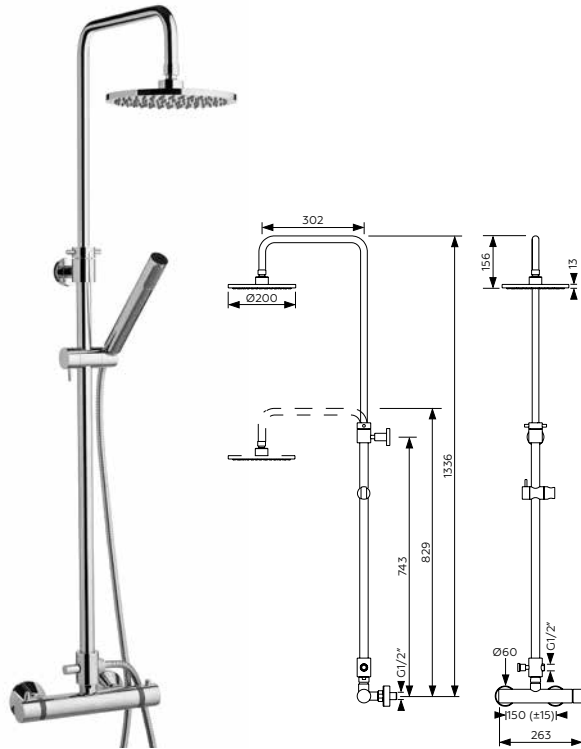
SHOWER ACCESSORIES | ACCESSOIRES DE DOUCHE

QUADRA		CROMADO CHROMED CHROMÉ		
		5628016	CHUVEIRO ABS 200(A)x200(B) x10mm(C) ABS SHOWERTRAY HEAD 200x200x10mm POMME DE DOUCHE ABS 200x200x10mm	30 €
		56280161	CHUVEIRO LATÃO 250(A)x250(B)x14mm(C) BRASS SHOWERTRAY HEAD 250x250x14mm POMME DE DOUCHE LAITON 250x250x14mm	115 €
		56280162	CHUVEIRO LATÃO 300(A)x300(B)x10mm(C) BRASS SHOWERTRAY HEAD 300x300x10mm POMME DE DOUCHE LAITON 300x300x10mm	215 €
		56280163	CHUVEIRO LATÃO 400(A)x400(B)x8mm(C) BRASS SHOWERTRAY HEAD 400x400x8mm POMME DE DOUCHE LAITON 400x400x8mm	425 €
		56280165	BRAÇO CHUVEIRO PAREDE 25x25x400mm WALL SHOWER ARM 25x25x400mm BRAS MURAL DE DOUCHE 25x25x400mm	45 €
		56280167	BRAÇO CHUVEIRO TETO 25x25x200mm CELLING SHOWER ARM 25x25x200mm PLAFOND BRAS DE DOUCHE 25x25x200mm	30 €
		010QUAD130	TOMADA DE ÁGUA COMPLETA + CHUVEIRO DE MÃO COMPLETE SHOWER SET WITH WATER CONNECTION ENSEMBLE DE DOUCHE AVEC PRISE D'EAU	90 €
		010QUAD080	MONOCOMANDO 2 VIAS COM ESPELHO (liga/desliga a água do chuveiro fixo e chuveiro de mão) BUILT-IN 2 WAYS OUT SHOWER MIXER WITH MIRROR (on/off water in the fixed shower and hand shower) MITIGEUR BAIN À ENCASTRER, 2 SORTIES (allume et éteint l'eau dans la douche fixée et la douchette)	125 €
		010QUAD090	MONOCOMANDO 1 VIA COM ESPELHO (liga/desliga a água do chuveiro fixo) BUILT-IN 1 WAY OUT SHOWER MIXER WITH MIRROR (on/off water in the fixed shower) MITIGEUR BAIN À ENCASTRER, 1 SORTIE (allume et éteint l'eau dans la douche fixée)	90 €

ACESSÓRIOS DE DUCHE p.198
SHOWER ACCESSORIES | ACCESSOIRES DE DOUCHE

CILÍNDRICA		CROMADO CHROMED CHROMÉ	
 	5628014	CHUVEIRO ABS Ø 200(A)x10mm(B) ABS SHOWERTRAY HEAD Ø 200x10mm POMME DE DOUCHE ABS Ø200x10mm	30 €
	56280141	CHUVEIRO LATÃO Ø250(A)x14mm(B) BRASS SHOWERTRAY HEAD Ø250x14mm POMME DE DOUCHE LAITON Ø250x14mm	115 €
	56280142	CHUVEIRO LATÃO Ø300(A)x10mm(B) BRASS SHOWERTRAY HEAD Ø300x10mm POMME DE DOUCHE LAITON Ø300x10mm	215 €
	56280143	CHUVEIRO LATÃO Ø400(A)x8mm(B) BRASS SHOWERTRAY HEAD Ø400x8mm POMME DE DOUCHE LAITON Ø400x8mm	425 €
 	56280164	BRAÇO CHUVEIRO PAREDE Ø22x400mm WALL SHOWER ARM Ø22x400mm BRAS MURAL DE DOUCHE Ø22x400mm	40 €
	 	56280166	BRAÇO CHUVEIRO TETO Ø22x200mm CELLING SHOWER ARM Ø22x200mm PLAFOND BRAS DE DOUCHE Ø22x200mm
 	010CIL130	TOMADA DE ÁGUA COMPLETA + CHUVEIRO DE MÃO COMPLETE SHOWER SET WITH WATER CONNECTION ENSEMBLE DE DOUCHE AVEC PRISE D'EAU	50 €
 	010CIL080	MONOCOMANDO 2 VIAS COM ESPELHO (liga/desliga água no chuveiro fixo e chuveiro de mão) BUILT-IN 2 WAYS OUT SHOWER MIXER WITH MIRROR MITIGEUR BAIN À ENCASTRER, 2 SORTIES	120 €
 	010CIL090	MONOCOMANDO 1 VIA COM ESPELHO (liga/desliga água no chuveiro fixo) BUILT-IN 1 WAY OUT SHOWER MIXER WITH MIRROR MITIGEUR BAIN À ENCASTRER, 1 SORTIE	95 €

CILÍNDRICA TERMOSTÁTICA | THERMOSTATIC | THERMOSTATIQUE

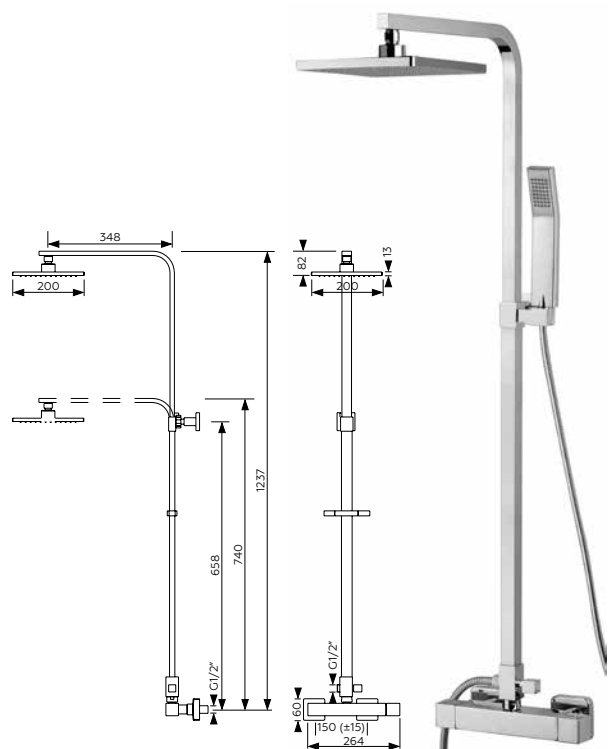


0722001

COLUNA DUCHE COM INVERSOR INTEGRADO
SHOWER COLUMN WITH INTEGRATED DIVERTER
COLONNE DOUCHE AVEC CONVERTISSEUR INTÉGRÉ

415 €

QUADRA TERMOSTÁTICA | THERMOSTATIC | THERMOSTATIQUE

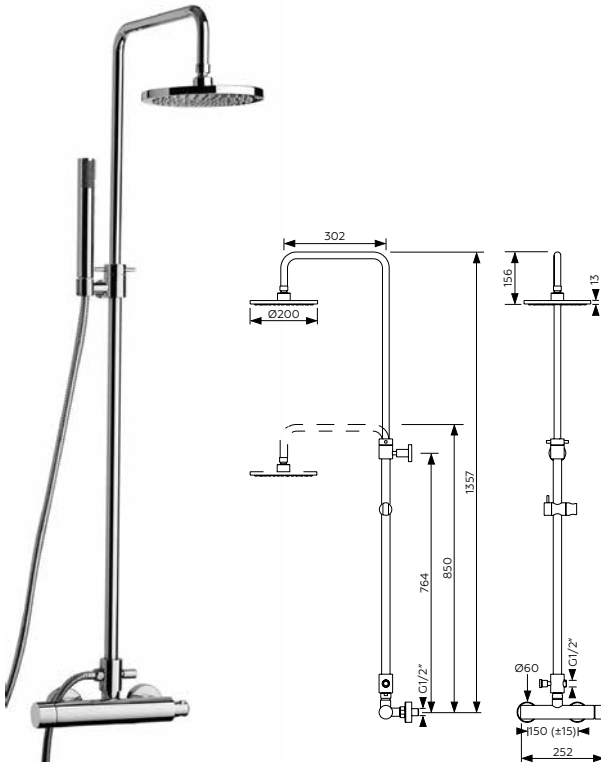


0722010

COLUNA DUCHE COM INVERSOR INTEGRADO
SHOWER COLUMN WITH INTEGRATED DIVERTER
COLONNE DOUCHE AVEC CONVERTISSEUR INTÉGRÉ

470 €

CILÍNDRICA MONOCOMANDO | MANUAL MIXER | MITIGEUR MANUEL

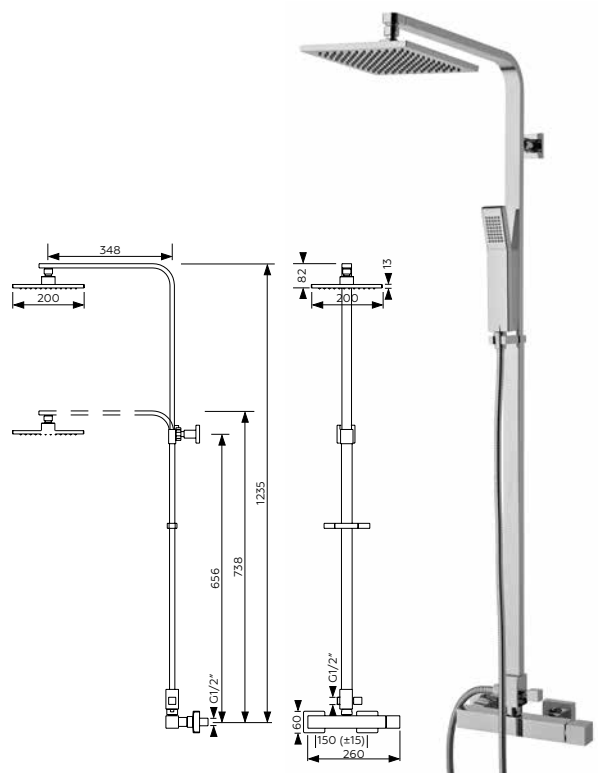


0721001

COLUNA DUCHE COM INVERSOR INTEGRADO
SHOWER COLUMN WITH INTEGRATED DIVERTER
COLONNE DOUCHE AVEC CONVERTISSEUR INTÉGRÉ

360 €

QUADRA MONOCOMANDO | MANUAL MIXER | MITIGEUR MANUEL



0721010



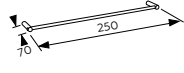
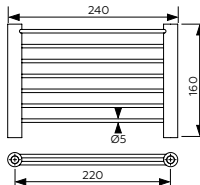

COLUNA DUCHE COM INVERSOR INTEGRADO
SHOWER COLUMN WITH INTEGRATED DIVERTER
COLONNE DOUCHE AVEC CONVERTISSEUR INTÉGRÉ

425 €

PLANUS		CROMADO CHROMED CHROMÉ	
	07234001565	TOALHEIRO BANHEIRA LATÃO 565mm TOWEL RAIL 565mm PORTE-SERVIETTE 565mm	60 €
	07234001400	TOALHEIRO LAVATÓRIO LATÃO 415mm TOWEL RAIL 415mm PORTE-SERVIETTE 415mm	55 €
	07234001265	TOALHEIRO BIDÉ LATÃO 265mm TOWEL RAIL 265mm PORTE-SERVIETTE 265mm	45 €
	07234001510	ESTANTE LATÃO 500mm SHELF 500mm TABLETTE 500mm	110 €
	07234001250	TOALHEIRO BIDÉ ARGOLA LATÃO 250mm TOWEL RING 250mm PORTE-SERVIETTES ANNEAU 250mm	55 €
	07234002240	SABONETEIRA BANHEIRA/DUCHE LATÃO 240mm SOAP DISH 240mm PORTE-SAVON 240mm	55 €
	07234002120	SABONETEIRA LAVATÓRIO 120mm BASIN SOAP DISH 120mm BASSIN DE SAVON 120mm	55 €
	07234003150	PORTA ROLOS SIMPLES LATÃO TOILET ROLL HOLDER RANGE-ROULEAUX WC	30 €
	072340043035	CABIDE LATÃO ROBE HOOK CROCHET MURALE	15 €
	07234053601	PORTA PIAÇABA CHÃO LATÃO TOILET BRUSH SET PORTE-BROSSE WC	80 €
	07234053602	PORTA PIAÇABA PAREDE LATÃO WALL TOILET BRUSH SET PORTE-BROSSE MURAL DE WC	80 €
	07234006760	PRATELEIRA VIDRO/LATÃO CROMADO 420mm SHELF GLASS/CHROME BRASS 420mm TABLETTE VERRE/LAITON CHROMÉ 420mm	105 €
	07234006760	TOALHEIRO DE PÉ COM 2 TOALHEIROS LATÃO STANDING TOWEL HOLDER WITH 2 TOWEL HOLDERS ACCESSOIRES SUR PIED AVEC 2 PORTE-SERVIETTE	245 €

MINIMAL

CROMADO | CHROMED | CHROMÉ

		07234101500	TOALHEIRO BANHEIRA LATÃO 500mm TOWEL RAIL 500mm PORTE-SERVIETTE 500mm	30 €
		07234101400	TOALHEIRO LAVATÓRIO LATÃO 400mm TOWEL RAIL 400mm PORTE-SERVIETTE 400mm	25 €
		07234101250	TOALHEIRO BIDÉ LATÃO 250mm TOWEL RAIL 250mm PORTE-SERVIETTE 250mm	25 €
		07234103150	PORTA ROLOS SIMPLES LATÃO TOILET ROLL HOLDER RANGE-ROULEAUX WC	20 €
		07234102240	SABONETEIRA BANHEIRA/DUCHE LATÃO 240mm SOAP DISH 240mm PORTE-SAVON 240mm	55 €
		07233685	DOSEADOR DE SABONETE SOAP DISPENSER DISTRIBUTEUR SAVON	25 €
		0723410460	CABIDE LATÃO ROBE HOOK CROCHET MURALE	10 €
		07234153501	PORTA PIAÇABA CHÃO LATÃO TOILET BRUSH SET PORTE-BROSSE WC	70 €
		07234153502	PORTA PIAÇABA PAREDE LATÃO WALL TOILET BRUSH SET PORTE-BROSSE MURAL DE WC	70 €

NOTA DE ENCOMENDA DE HIDROMASSAGEM

WHIRLPOOL PURCHASE ORDER | BON DE COMMANDE DE HYDROMASSAGE

FAX: +351 234 529 339 | E-MAIL: encomendas@asd.pt

CLIENTE | CUSTOMER | CLIENT _____ DATA | DATE | DATE ____/____/____

ENCOMENDADO POR | ORDER BY | COMMANDE POUR _____

BANHEIRA | BATHTUB | BAINOIRE

<input type="checkbox"/> PLANÍSSIMA DUO	<input type="checkbox"/> CLÁSSICA	<input type="checkbox"/> GARDÉNIA	<input type="checkbox"/> CAMÉLIA ESQUERDA	QUANTIDADE QUANTITY QUANTITÉ _____
<input type="checkbox"/> PLANÍSSIMA CANTO ESQ. L G	<input type="checkbox"/> CLÁSSICA DUO	<input type="checkbox"/> ELEGANCE	<input type="checkbox"/> CAMÉLIA DIREITA	MEDIDA MEASURE MESURE _____ x _____
<input type="checkbox"/> PLANÍSSIMA CANTO DIR. R D	<input type="checkbox"/> CHARME	<input type="checkbox"/> TÍLIA	<input type="checkbox"/>	
<input type="checkbox"/> PLANÍSSIMA	<input type="checkbox"/> CHARME CANTO	<input type="checkbox"/> TULIPA	<input type="checkbox"/>	

SISTEMAS DE HIDROMASSAGEM | WHIRLPOOL SYSTEMS | SYSTÈMES D'HYDROMASSAGE

<input type="checkbox"/> PNEUMÁTICO ECOLINE ABS (6 jatos de água) ECOLINE PNEUMATIC ABS (6 water jets) PNEUMATIQUE ECOLINE ABS (6 jets d'eau)	<input type="checkbox"/> ELETRÓNICO SIMPLES ABS (6 jatos de água) SIMPLE ELECTRONIC ABS (6 water jets) ÉLECTRONIQUE SIMPLE ABS (6 jets d'eau)	<input type="checkbox"/> ELETRÓNICO FLAT LATÃO (6 jatos de água+10 jatos ar) ELECTRONIC FLAT BRASS (6 water jets+10 air jets) ÉLECTRONIQUE FLAT LAITON (6 jets d'eau+10 jets d'air)
<input type="checkbox"/> PNEUMÁTICO SIMPLES ABS (6 jatos de água) SIMPLE PNEUMATIC ABS (6 water jets) PNEUMATIQUE SIMPLE ABS (6 jets d'eau)	<input type="checkbox"/> ELETRÓNICO DUPLO ABS (6 jatos de água+10 jatos ar) DOUBLE ELECTRONIC ABS (6 water jets+10 air jets) ÉLECTRONIQUE DOBLE ABS (6 jets d'eau+10 jets d'air)	<input type="checkbox"/> COMFORT LATÃO (6 jatos de água+10 jatos ar) COMFORT BRASS (6 water jets+10 air jets) CONFORT LAITON (6 jets d'eau+10 jets d'air)
<input type="checkbox"/> PNEUMÁTICO DUPLO ABS (6 jatos de água+10 jatos ar) DOUBLE PNEUMATIC ABS (6 water jets+10 air jets) PNEUMATIQUE DOBLE ABS (6 jets d'eau+10 air jets)	<input type="checkbox"/> ELETRÓNICO KOMBI ABS (6 jatos laterais+10 jatos inferiores) ELECTRONIC KOMBI ABS (6 lateral jets+10 lower jets) ÉLECTRONIQUE KOMBI ABS (6 jets latéral+10 jets inférieures)	

MICROJATOS | MICROJETS | MICROJETS

_____ QUANTIDADE | QUANTITY | QUANTITÉ

COSTAS | BACK | RETOUR _____ PÉS | FEET | PIEDS _____

Combinações possíveis: 3 costas+0 pés | 3 costas+2 pés | 5 costas+0 pés | 5 costas +2 pés | na Clássica Duo, Elegance, Tília, Tulipa e Planíssima Duo: 2+2 ou 3+3
Possible combinations: back 3+feet 0 | back 3+feet 2 | back 5 feet+0 | back 5+feet 2 | in Clássica Duo, Elegance, Tília, Tulipa and Planíssima Duo: 2+2 or 3+3.
Combinaisons possibles: dos 3+pieds 0 | dos 3+2 pieds | dos 5 pieds+0 | dos 5+2 pieds | dans Clássica Duo, Elegance, Tília, Tulipa et Planíssima Duo: 2+2 ou 3+3.

OPÇÕES | OPTIONS | OPTIONS

<input type="checkbox"/> AROMATERAPIA AROMATHERAPY AROMATHERAPIE	<input type="checkbox"/> CROMOTERAPIA CHROMOTHERAPY CHROMOTÉRAPIE
<input type="checkbox"/> COMPRESSOR C/ FABRICO OZONO AIR BLOWER WITH OZONE COMPRESSEUR D'OZONE	<input type="checkbox"/> LÂMPADA DE IODO SPA LIGHT LAMPE À IODE
<input type="checkbox"/> VÁLVULA DE ENCHIMENTO E DESCARGA AUTOMÁTICA POP-UP WASTE WITH OVERFLOW WATER OUTLET SPOUT VIDAGE D'REMPLISSEZ AVEC DÉCHARGE AUTOMATIQUE	<input type="checkbox"/> JATOS DE PESCOÇO NECK JETS JETS DE COU
<input type="checkbox"/> SISTEMA DE DESINFECÇÃO AUTOMÁTICA DESINFECTION SYSTEM SYSTÈME DE DESINFECTION	<input type="checkbox"/> CADEIA DE LEDS LED SPA LIGHTS CHAÎNE DE LED SPA
<input type="checkbox"/> SISTEMA DE DESINFECÇÃO AUTOMÁTICA DESINFECTION SYSTEM SYSTÈME DE DESINFECTION	<input type="checkbox"/> ENCOSTO PRETO BLACK HEADREST REPOSE-TÊTE NOIR
	<input type="checkbox"/> TORNEIRA MIXERS MITIGEURS

MODELO | MODEL | MODÈLE

PAINÉIS ACRÍLICOS | ACRYLIC PANEL | PANNEAUX D'ACRYLIQUE

QUANTIDADE / MODELO / MEDIDA QUANTITY / MODEL / MEASURE QUANTITÉ / MODELE / MESURE	BRANCO WHITE BLANC
_____ FRONTAL FRONTAL FRONTAL	<input type="checkbox"/>
_____ LATERAL ESQ. LEFT LATERAL LATÉRAL GAUCHE	<input type="checkbox"/>
_____ LATERAL DIR. RIGHT LATERAL LATÉRAL DROITE	<input type="checkbox"/>
_____ CANTO CORNER D'ANGLE	<input type="checkbox"/>

PAINÉIS MADEIRA | WOOD PANEL | PANNEAUX DE BOIS

QUANTIDADE / MODELO / MEDIDA | QUANTITY / MODEL / MEASURE | QUANTITÉ / MODELE / MESURE

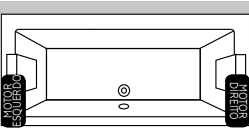
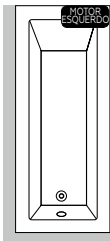
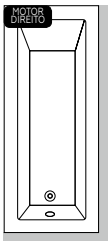
_____ FRONTAL FRONTAL FRONTAL	x	_____ LATERAL LATERAL LATÉRALE	x
<input type="checkbox"/> LAMINADO BRANCO WHITE LAMINATE LAMINÉ BLANC	<input type="checkbox"/> FENÓLICO PHENOLIC PHÉNOLIQUE	<input type="checkbox"/> ENVERNIZADO VARNISHED VERNI	
<input type="checkbox"/> CASTANHO BROWN MARRON	<input type="checkbox"/> FAIA BEECH HÊTRE	<input type="checkbox"/> MEL HONEY MIEL	<input type="checkbox"/> WENGUÊ WENGUE WENGUE
LACADO LACQUERED LAQUÉ			
<input type="checkbox"/> VERDE GREEN VERT	<input type="checkbox"/> LARANJA ORANGE ORANGE	<input type="checkbox"/> RUBI RUBY RUBIS	<input type="checkbox"/> PRETO BLACK NOIR
<input type="checkbox"/> VIOLETA VIOLET VIOLET	<input type="checkbox"/> GRAFITE GRAPHIT GRAPHITE		
KOUROS KOUROS KOUROS			
<input type="checkbox"/> BRANCO WHITE BLANC	<input type="checkbox"/> PRETO BLACK NOIR	<input type="checkbox"/> VERMELHO RED ROUGE	<input type="checkbox"/> SAVANA SAVANNAH SAVANE
<input type="checkbox"/> CAMEL CAMEL CHAMELLE	OUTROS ACABAMENTOS OTHER FINISHED AUTRE FINITION	<input type="checkbox"/> ZEBRANO ZEBRANO ZEBRANO	

LOCALIZAÇÃO DO MOTOR | SITE OF PUMPE | EMPLACEMENT DU MOTEUR

BANHEIRAS RETANGULARES
RECTANGULAR BATHTUBS | BAINOIRES RECTANGULAIRES

CLÁSSICA, CHARME, PLANÍSSIMA

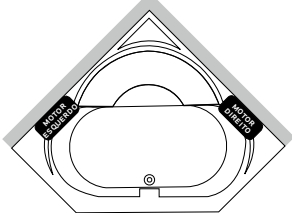
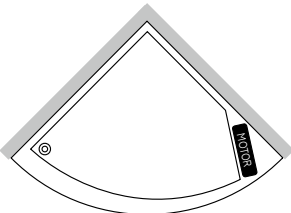
PLANÍSSIMA DUO, CLÁSSICA DUO



BANHEIRAS DE CANTO
CORNER BATHTUBS | BAINOIRES D'ANGLE

CHARME CANTO, CAMÉLIA

TULIPA, TÍLIA, ELEGANCE



OBSERVAÇÕES | REMARKS | OBSERVATIONS

NOTA DE ENCOMENDA DE RESGUARDOS

SHOWER SCREENS PURCHASE ORDER | BON DE COMMANDE DE PARE-DOUCHES

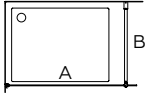
FAX: +351 234 529 339 | E-MAIL: encomendas@asd.pt

CLIENTE | CUSTOMER | CLIENT _____ DATA | DATE | DATE ____/____/____

ENCOMENDADO POR | ORDER BY | COMMANDE POUR _____

RESGUARDO | SHOWER SCREEN | PARE-DOUCHES

☐ PR 600 ESQUERDO
LEFT | GAUCHE



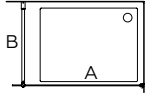
MEDIDA (A/B) _____ x _____
MEASURE (A/B) | MESURE (A/B)

PERFIL _____
PROFILE | PROFIL

VIDRO _____
GLASS | VERRE

QUANTIDADE _____
QUANTITY | QUANTITÉ

☐ PR 600 DIREITO
RIGHT | DROITE



☐ PR 800 PORTA ESQUERDA
LEFT DOOR | PORTE GAUCHE



MEDIDA (A/B/C) _____ x _____ x _____
MEASURE (A/B/C) | MESURE (A/B/C)

PERFIL _____
PROFILE | PROFIL

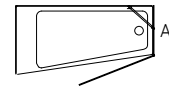
VIDRO _____
GLASS | VERRE

QUANTIDADE _____
QUANTITY | QUANTITÉ

☐ PR 800 PORTA DIREITA
RIGHT DOOR | PORTE DROITE



☐ PR 690 ESQUERDO
LEFT | GAUCHE



MEDIDA (A) _____
MEASURE (A) | MESURE (A)

PERFIL _____
PROFILE | PROFIL

VIDRO _____
GLASS | VERRE

QUANTIDADE _____
QUANTITY | QUANTITÉ

☐ PR 690 DIREITO
RIGHT | DROITE

☐ PR 730 FRONTAL
FRONTAL | FRONTAL

☐ IT 100 FRONTAL
FRONTAL | FRONTAL

☐ IT 230 FRONTAL
FRONTAL | FRONTAL

☐ TUNIS BASE FRONTAL
FRONTAL TUNIS SHOWERTRAY
TUNIS RECEVEUR DE DOUCHE FRONTAL

☐ CAIRO BASE FRONTAL
FRONTAL CAIRO SHOWERTRAY
CAIRO RECEVEUR DE DOUCHE FRONTAL

☐ IT 200 FRONTAL
FRONTAL | FRONTAL

☐ TUNIS BANHEIRA FRONTAL
FRONTAL TUNIS BATHTUB
TUNIS BAIGNOIRE FRONTAL

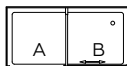
☐ CAIRO BANHEIRA FRONTAL
FRONTAL CAIRO BATHTUB
CAIRO BAIGNOIRE FRONTAL

MEDIDA (A/B) _____ x _____
MEASURE (A/B) | MESURE (A/B)

PERFIL _____
PROFILE | PROFIL

VIDRO _____
GLASS | VERRE

QUANTIDADE _____
QUANTITY | QUANTITÉ



☐ PR 720 FRONTAL + LATERAL
FRONTAL + LATERAL | FRONTAL + LATÉRAL

☐ IT 150 FRONTAL+LATERAL
FRONTAL+LATERAL
FRONTAL+LATÉRAL

☐ IT 200 FRONTAL+LATERAL
FRONTAL+LATERAL
FRONTAL+LATÉRAL

☐ TUNIS BASE FRONTAL+LATERAL
TUNIS SHOWERTRAY FRONTAL+LATERAL
TUNIS RECEVEUR DE DOUCHE FRONTAL+LATÉRAL

☐ TUNIS BANHEIRA FRONTAL+ LATERAL
TUNIS BATHTUB FRONTAL + LATERAL
TUNIS BAIGNOIRE FRONTAL + LATÉRAL

☐ CAIRO BASE FRONTAL+LATERAL
CAIRO SHOWERTRAY FRONTAL+LATERAL
CAIRO RECEVEUR DE DOUCHE FRONTAL+LATÉRAL

☐ CAIRO BANHEIRA FRONTAL+ LATERAL
CAIRO BATHTUB FRONTAL + LATERAL
CAIRO BAIGNOIRE FRONTAL + LATÉRAL

MEDIDA (A/B/C) _____ x _____ x _____
MEASURE (A/B) | MESURE (A/B)

PERFIL _____
PROFILE | PROFIL

VIDRO _____
GLASS | VERRE

QUANTIDADE _____
QUANTITY | QUANTITÉ

☐ ESQUERDO
LEFT | GAUCHE

☐ DIREITO
RIGHT | DROITE

☐ ESQUERDO
LEFT | GAUCHE

☐ DIREITO
RIGHT | DROITE

☐ ESQUERDO
LEFT | GAUCHE

☐ DIREITO
RIGHT | DROITE

☐ ESQUERDO
LEFT | GAUCHE

☐ DIREITO
RIGHT | DROITE

☐ ESQUERDO
LEFT | GAUCHE

☐ DIREITO
RIGHT | DROITE

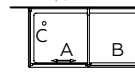
☐ ESQUERDO
LEFT | GAUCHE

☐ DIREITO
RIGHT | DROITE

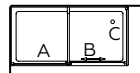
☐ ESQUERDO
LEFT | GAUCHE

☐ DIREITO
RIGHT | DROITE

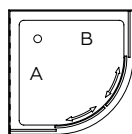
ESQUERDO
LEFT | GAUCHE



DIREITO
RIGHT | DROITE



☐ TUNIS BASE CANTO
TUNIS SHOWERTRAY CORNER
TUNIS RECEVEUR DE DOUCHE D'ANGLE



MEDIDA (A/B) _____ x _____
MEASURE (A/B) | MESURE (A/B)

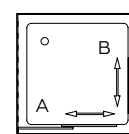
PERFIL _____
PROFILE | PROFIL

VIDRO _____
GLASS | VERRE

QUANTIDADE _____
QUANTITY | QUANTITÉ

☐ CAIRO BASE CANTO
CAIRO SHOWERTRAY CORNER
CAIRO RECEVEUR DE DOUCHE D'ANGLE

☐ TUNIS BASE QUADRADO/RETANGULAR
TUNIS SHOWERTRAY SQUARE/RECTANGULAR
TUNIS RECEVEUR DE DOUCHE CARRÉ/RECTANGULAIRE



MEDIDA (A/B) _____ x _____
MEASURE (A/B) | MESURE (A/B)

PERFIL _____
PROFILE | PROFIL

VIDRO _____
GLASS | VERRE

QUANTIDADE _____
QUANTITY | QUANTITÉ

☐ CAIRO BASE QUADRADO/RETANGULAR
CAIRO SHOWERTRAY SQUARE/RECTANGULAR
CAIRO RECEVEUR DE DOUCHE CARRÉ/RECTANGULAIRE

OBSERVAÇÕES | REMARKS | OBSERVATIONS _____

Declara-se que o produto: | Declares that the product: | Déclare que le produit:

Descrição: | Description: | Description:

Banheira de hidromassagem | Whirlpool bath tub | Balnéos

Marca: | Brand: | Marque:

ASD

Variantes: | Variant: | Variantes:

Clássica ; Clássica Duo ; Charme ; Charme canto ; Planíssima ; Planíssima-duo; Planíssima canto; Gardénia, Elegance, Tília, Tulipa e Camélia

Variantes de sistemas de hidromassagem:

Ecoline ABS, Pneumático Simples ABS; Pneumático duplo ABS; Eletrónico Simples ABS; Eletrónico duplo Kombi ABS;

Eletrónico duplo flat latão; Comfort latão.

Whirlpool systems variants:

Ecoline ABS; Simple pneumatic ABS; Simple electronic ABS; double pneumatic ABS; Double electronic ABS; Kombi electronic ABS; Double electronic flat brass; Comfort brass.

Variantes de balneio systèmes:

Ecoline ABS; Pneumatique simple ABS ; Electronique simple ABS; Pneumatique double ABS; Electronique double ABS; Electronique kombi ABS; Electronique double flat laiton ; Confort laiton.

Fabricado por: | Manufactured by: | Fabriqué par:

ASD INDÚSTRIA BANHEIRAS ACRÍLICAS E CABINES DE HIDROMASSAGEM, S.A.

Rua Francisco Reis, Serém de Cima, 3750-599 Macinhata do Vouga – Águeda

Está em conformidade com os requisitos essenciais de segurança da Diretiva

Are in accordance with the essential safety requirements of Directive

Sont en conformité avec les exigences essentielles de sécurité de la Directive

2006/95/CE

"Harmonização das legislações dos Estados Membros no domínio do material elétrico destinado a ser utilizado dentro de certos limites de tensão."

"Harmonisation of the laws of Member States relating to electrical equipment designed for use within certain voltage limits"

"Concernant le rapprochement des législations des États membres relatives au matériel électrique destiné à être employé dans certaines limites de tension"

A conformidade com os requisitos essenciais de segurança da Diretiva foi confirmada pela realização de ensaio no Laboratório de ensaios do LIQ, tendo sido emitido o Relatório de Ensaio Nº 060/13 de 2014-02-11 segundo as normas EN 60335-1:2002 + A1:2004 + A11:2004 + A12:2006 + A2:2006 + A13:2008 e EN 60335-2-60:2013 + A1:2005 + A2:2008 + A11:2010 + A12:2010. O presente Relatório de Conformidade é emitido com base no disposto no nº 2 do artigo 8º da Diretiva 2006/95/CE.

The conformity with the safety requirements of Directive was confirmed by the performance of tests in the LIQ testing laboratory, and was issued the Test Report Nº 060/13 from 2014-02-11 according to the norms EN 60335-1:2002 + A1:2004 + A11:2004 + A12:2006 + A2:2006 + A13:2008 and EN 60335-2-60:2013 + A1:2005 + A2:2008 + A11:2010 + A12:2010. The Compliance Report is issued under paragraph 2 of Article 8 of Directive 2006/95/EC.

La conformité aux exigences essentielles de sécurité de la Directive a été confirmée par la performance de l'essai dans le laboratoire de test de LIQ, et a reçu le rapport de test Nº 060/13 de 2014-02-11 selon les normes EN 60335-1:2002 + A1:2004 + A11:2004 + A12:2006 + A2:2006 + A13:2008 et EN 60335-2-60:2013 + A1:2005 + A2:2008 + A11:2010 + A12:2010. Le rapport de conformité est délivré en vertu du paragraphe 2 de l'article 8 de la directive 2006/95/CE.



De acordo com o regulamento (EU) Nº 305/2011 do Parlamento Europeu e do Conselho que estabelece as condições de harmonização para a comercialização dos produtos de construção.

According to regulation (EU) Nº 305/2011 of European Parliament and the Council that laying down the conditions of harmonisation for the marketing of construction products.

Selon le règlement (UE) n° 305/2011 du Parlement Européen et du Conseil fixation les conditions d'harmonisation de la commercialisation des produits de la construction.

A, A.S.D. - Indústria de Banheiras Acrílicas e Cabines de Hidromassagem, S.A.

Rua Francisco Reis, Serém de Cima

3750-599 Macinhata do Vouga - Águeda - Portugal

Declara sob sua responsabilidade a conformidade das Bases de Chuveiro e Banheiras Acrílicas com a NP EN 14516:2006+A1:2013: Shower trays for domestic purposes; NP EN 14527:2006+A1:2013: Baths for domestic purposes e Anexo ZA das Normas Europeias harmonizadas.

Declare under our responsibility the conformity of Acrylic Bathtubs and Shower trays with NP EN 14516:2006+A1:2013: Shower trays for domestic purposes; NP EN 14527:2006+A1:2013: Baths for domestic purposes and Anexo ZA of the harmonized European Standards.

Déclarons sous notre responsabilité la conformité d'les baignoires et receveur de douche en acrylique avec NP EN 14516:2006+A1:2013: Receveurs de douche à usage domestique; NP EN 14527:2006+A1:2013: Baignoires des fins domestiques et annexe ZA des Normes Harmonisées Européennes.

PRODUTO PRODUCT PRODUIT	MODELO MODEL MODÈLE	MEDIDA MEASURE MESURE	COR COLOR COULEURS
Banheira Retangular	Clássica	1200/1350/1400/1500...700	Branco
Banheira Retangular	Clássica	1600/1700...700/750	Branco
Banheira Retangular	Clássica	1700/1800...800	Branco
Banheira Retangular	Planíssima	1500/1600/1700...700/750	Branco
Banheira Retangular	Planíssima	1700/1800...800	Branco
Banheira Retangular	Planíssima Duo	1800/1900...800/900	Branco
Banheira Retangular	Planíssima Duo	2000...1000	Branco
Banheira Retangular	Charme	1600/1700...700/750	Branco
Banheira Retangular	Charme	1700/1800...800	Branco
Banheira Retangular	Clássica Duo	1900...900	Branco
Banheira Canto	Gardénia	1200...1200	Branco
Banheira Canto	Charme	1300...1300/1350...1350/1400...1400/1450...1450/1500...1500	Branco
Banheira Canto	Planíssima esquerda/direita	1600...1000/1700...1000/1200/1800...1300	Branco
Banheira Canto	Elegance	1500...1500	Branco
Banheira Canto	Tília	1450...1450	Branco
Banheira Canto	Tulipa	1400...1400	Branco
Banheira Canto	Camélia esq/dir	1580...1030	Branco
Base Duche Quadrada	Clássica	700/750/800/850/900	Branco
Base Duche Canto	Clássica	800/850/900	Branco
Base Duche Retangular	Clássica	1000/1200...700/750/800	Branco
Base Duche Retangular	Clássica	1030/1400/1500...800	Branco
Base Duche Quadrada	Planíssima	700/750/800/900/1000	Branco
Base Duche Canto	Planíssima	750/800/900/1000	Branco
Base Duche Pentagonal	Planíssima	900/1000	Branco
Base Duche Retangular	Planíssima	900...700/750/800	Branco
Base Duche Retangular	Planíssima	1000/1100/1200/1300/1400/1500/1600/1700/1800...700/750/800/900	Branco
Base Duche Retangular	Planíssima	1900/2000...800/900	Branco
Base Duche Quadrada	Extraplana / Extraplana Especial	800/900/1000	Branco
Base Duche Canto	Extraplana / Extraplana Especial	800/900/1000	Branco
Base Duche Retangular	Extraplana / Extraplana Especial	900...700/750/800	Branco
Base Duche Retangular	Extraplana / Extraplana Especial	1000/1100/1200/1300/1400/1500/1600/1700/1800...700/750/800/900	Branco
Base Duche Retangular	Extraplana / Extraplana Especial	1900/2000...800/900	Branco
Base Duche Quadrada	Easyhelp 25 / Easyhelp45	800/900/1000	Branco
Base Duche Canto	Easyhelp 25 / Easyhelp 45	800/900/1000	Branco
Base Duche Retangular	Easyhelp 25 / Easyhelp 45	900...700/750/800	Branco
Base Duche Retangular	Easyhelp 25 / Easyhelp 45	1000/1100/1200/1300/1400/1500/1600/1700/1800...700/750/800/900	Branco
Base Duche Retangular	Easyhelp 25 / Easyhelp 45	1900/2000...800/900	Branco
Base Duche Pentagonal	Easyhelp 45	900/1000...900/1000	Branco
Base Duche Quadrada	Planstone	800/900/1000	Branco/Antracite
Base Duche Canto	Planstone	800/900/1000	Branco/Antracite
Base Duche Retangular	Planstone / Planstone Plus	1000/1100/1200/1300/1400/1500/1600/1700/1800...700/750/800/900/1000	Branco/Antracite
Base Duche Retangular	Planstone / Planstone Plus	1900/2000/2100...800/900/1000	Branco/Antracite

Produtos fabricados em Portugal pela ASD, S.A.

Products manufactured in Portugal by ASD, S.A. | Produits fabriqués au Portugal par ASD, S.A.

CONDIÇÕES GERAIS DE VENDA

PURCHASE/SALE CONDITIONS | CONDITIONS GENERALES DE VENTE

Encomendas

Todas as encomendas são válidas mediante a confirmação da ASD Indústria Banheiras Acrílicas e Cabines de Hidromassagem, S.A.
As encomendas podem ser parcialmente executadas e os preços de venda, bem como as condições gerais de venda são aquelas que se tornam válidas no momento da aprovação.

Purchase /orders

All orders are valid only following to ASD Indústria Banheiras Acrílicas e Cabines de Hidromassagem, S.A. approval.

The orders can be partial dispatched and the applicable selling prices as the applicable general sales conditions are the ones valid at the time of the approval.

Commandes

Toutes les commandes sont valides suite à confirmation de l'ASD Indústria Banheiras Acrílicas e Cabines de Hidromassagem Hidromassagem S.A.,

Les commandes peuvent être partiellement exécutées et les prix de vente, ainsi que les conditions générales de vente, sont ceux qui deviennent valides au moment de l'approbation.

Prazo de entrega

Os prazos de entrega são meramente indicativos, não são obrigatórios e em nenhum caso podem ser utilizados para justificar atrasos de pagamento e compensação por danos.
Na entrega da mercadoria através de empresa de transporte os custos dos portes serão suportados pela ASD,S.A. para faturas superiores a 1000euros.

Delivery lead-time

Delivery times are indicative only and not mandatory and in no case can be as a plausible excuse for payment delays or for damages compensation.

In deliveries of goods by Transport Company the cost will be supported by ASD, S.A. if the invoice amount exceeds the 1000euros.

Délai de livraison

Les délais de livraison ne sont qu'indicatifs, ne sont pas obligatoires et en aucun cas ne peut être utilisée pour justifier des retards de paiement et de compensation pour dommages.

À la livraison de la marchandise par la Compagnie de Transport des coûts d'affranchissement seront supportés par l'ASD S.A. pour les factures dépassant 1000euros.

Preços

Embalagem especial para exportação (caixa fechada + palete) sofre um acréscimo de 20€ por embalagem.

Os preços praticados são os constantes na tabela de preços em vigor no momento da expedição da mercadoria.

Os preços constantes na tabela estão em euros, não incluem IVA e podem ser alterados sem aviso prévio.

A presente tabela de preços anula e substitui as anteriores.

Prices

Special packaging for export (box + pallet) suffers an increase of 20€ per package.

The practiced prices are the constant ones in the price list in the moment of the merchandise expedition.

The prices are in Euros, do not include Taxes, valid for and can be modified at short notice.

The present price list annuls and substitutes the previous ones.

Prix

Emballage spécial pour l'exportation (box + palette) subit une augmentation de 20€ par emballage.

Les prix sont indiqués dans la liste de prix en vigueur lorsque les marchandises sont expédiées.

Les prix indiqués sont en Euros, hors taxes et peuvent être modifiés sans préavis.

Cette liste de prix annule et remplace toutes les précédentes.

Devoluções e reclamações

O consignatário tem de verificar os bens no ato de entrega e comunicar qualquer anomalia verificada no momento da entrega.

As reclamações sobre o estado do produto são consideradas válidas quando comunicadas no prazo máximo de 8 dias a contar da data da entrega.

Apenas se aceitam devoluções de produtos embalados na sua caixa original e após aceitação da ASD.

Em caso de devolução a mercadoria deverá ser acompanhada pela respetiva nota de devolução, indicando o documento de venda que lhe deu origem.

Não se aceitam devoluções de bases de duche da série PLANSTONE e PLANSTONE PLUS, de cores ou medidas fabricadas especialmente por encomenda. Na devolução de bases standard da série PLANSTONE e PLANSTONE PLUS (branco/antracite e medidas tabela) com caixas em mau estado procederemos ao débito de 15€ por caixa.

Devolutions and complaints

The consignee is asked to check the goods when delivered and claim any anomaly in the delivery moment.

Claims are considered valid only when communicated for writing no later than 8 days from the delivery date of goods.

Only accept returns of products packed in their original box and after acceptance of ASD.

In case of returning the goods must be accompanied by their note of return, indicating the sales document that gives rise.

Not accept returns of shower trays PLANSTONE and PLANSTONE PLUS series colors or measures designed specifically to order. In the standard shower trays returns of PLANSTONE or PLANSTONE PLUS series (white/anthracite and measures present in the price list) with boxes in poor condition we will proceed at a rate of €15 per box.

Retours et réclamations

Le destinataire doit vérifier la marchandise à la livraison et de signaler tout dysfonctionnement au moment de la livraison.

Les plaintes concernant l'état du produit sont considérées comme valables que si notifié dans les 8 jours à compter de la date de livraison.

Seuls les retours de produits conditionnés dans sa boîte d'origine et après l'acceptation de ASD.

En cas de renvoi de la marchandise doit être accompagnée de la note technique pertinente de retour indiquant le document de vente qui lui a donné naissance.

Ne pas accepter les retours de receveur de douche série PLANSTONE et PLANSTONE PLUS couleurs ou des mesures destinées spécifiquement à l'ordre. En retour receveurs de douche standard de série PLANSTONE et PLANSTONE PLUS (blanc/anthracite et des mesures présentes dans la liste de prix) avec des boîtes en mauvais état, nous allons procéder à un taux de 15€ par boîte.

Termos de pagamento

As condições de pagamento são as que constam na fatura, quando não vigorar outro tipo de acordo.

Em caso de atraso total ou parcial de pagamento, a ASD, S.A. tem direito a receber juros de mora, à taxa máxima legal em vigor e reserva-se o direito de suspender o fornecimento de material.

Payment terms

Payments conditions are those listed in the commercial invoice, when not otherwise agreed.

In case of total or partial delay payment ASD, S.A. is entitled to charge interests to the legal maximum tax used at time, and the right is reserved of suspending the supply of material.

Termes de paiement

Les modalités de paiement sont contenues dans le projet de loi, si aucun autre accord en vigueur.

En cas de retard de paiement total ou partiel, l'ASD, S.A. est en droit de facturer des intérêts au taux maximum légal en vigueur et se réserve le droit de suspendre la fourniture de matériel.

Condições de pagamento

Desconto comercial acordado entre ASD, S.A. e o cliente.

Payment conditions

Commercial discount agreed among ASD, S.A. and the customer.

Conditions de paiement

Remise professionnelle convenu entre ASD, S.A. et le client.

Condições gerais de venda

As condições gerais de venda são consideradas aceites no momento da encomenda.

A ASD,S.A, tem o direito de implementar qualquer alteração nas suas condições, que seja considerada apropriada ou necessária por razões técnicas ou comerciais.

Sempre que necessário será feita referência ao código civil português. Em caso de litígio ambas as partes se submetem à jurisdição da comarca de Águeda.

General sales conditions

The general sales conditions are considered fully accept following to the purchase order issue.

ASD, S.A. is entitled to implement any change two its own items, which will be evaluated appropriate or necessary for technical or commercial reasons.

When the context otherwise requires reference is made to the Portugal civil code. For any dispute, controversy or claim arising out of relating to these sales conditions shall be finally settled by the competent court in Águeda (Portugal).

Conditions générales de vente

Les conditions générales de vente sont réputées acceptées au moment de la commande.

Le ASD, S.A., à le droit de appliquer tout changement dans ses conditions, il est jugé approprié ou nécessaire pour des raisons techniques ou commerciales.

Les références appropriées seront apportées au Code Civil Portugais. En cas de litige les deux parties se soumettre à la juridiction du district de Águeda.



Os produtos apresentados no presente catálogo seguem especificações técnicas internas da A.S.D. S.A. baseadas nas normas internacionais em vigor.

Todas as medidas são apresentadas em milímetros.

Os dados e as características indicadas no presente catálogo não obrigam a ASD. S.A. que se reserva o direito de efetuar todas as modificações nos componentes, materiais, referências e dados técnicos, sem aviso prévio ou imposição de substituição de produto. A reprodução fotográfica da tonalidade de cores e cromática ou forma poderá não ser totalmente fiel à realidade.

Alguns acessórios presentes nos ambientes fotografados podem não estar para venda e/ou a A.S.D. não ser responsável pela sua venda.

The products listed in this catalog follow internal technical specifications of the ASD S.A. based on actual international standards.

All measurements are given in millimeters.

The data and the characteristics listed in this catalog doesn't oblige the ASD. SA that reserves the right to make changes in all components, materials, references and technical data without notice or imposition of product substitution.

The photographic reproduction of tone colors or shape may not be totally true to reality. Some accessories present in the environment photographed can't be for sale and / or ASD not be responsible for its sale.

Les produits mentionnés dans ce catalogue suivent internes spécifications techniques de l' ASD S.A., basée sur les normes internationales existantes.

Toutes les mesures sont exprimées en millimètres.

Les données et les caractéristiques figurant dans ce catalogue ne oblige pas l'ASD. S.A., qui se réserve le droit d'apporter des changements dans tous les composants, matériaux, références et données techniques sans préavis ou l'imposition de la substitution de produits.

La reproduction photographique des couleurs ton ou la forme peut ne pas être totalement fidèle à la réalité.

Certains accessoires présents dans l'environnement photographié peut ne pas être disponible pour vente et / ou ASD ne pas être responsable de sa vente.

ASD® —
— INDÚSTRIA DE BANHEIRAS ACRÍLICAS E CABINES DE HIDROMASSAGEM, S.A.

Sede —

Rua Francisco Reis
Serém de Cima | 3750-599 Macinhata do Vouga
Águeda | Portugal
T: +351 234 529 330 | F: +351 234 529 339
www.asd.pt | asd@asd.pt
40°65'78.00", -8°47'69.12"

— Armazém/Show-Room

Z.I. da Tavagueira, Arm. Q, nº12
8200-425 Guia | Albufeira
T/F: +351 289 561 512
asd.algarve@asd.pt
37°12'63.04", -8°28'79.19"

Apoio ao Cliente: —
— **808 208 088**

COORDENAÇÃO
ASD, S.A.

DESIGN E PRODUÇÃO
JOARTES.PT

11/2016

